

An aerial photograph of a desert landscape, likely in the Coachella Valley. The terrain is covered with numerous palm trees, some of which are in the foreground, creating a sense of depth. The ground is a mix of light-colored soil and sparse, low-lying vegetation. The overall scene is bright and clear, suggesting a sunny day.

Town of MOUNT DESERT

2023 Annual Report
2024-2025 Fiscal Year Warrant



“Community Café”

Light Dinner prior to the Town Meeting

Tuesday, May 7th

Light Dinner @ 5pm | Meeting at 6pm

Mt. Desert Elementary Gymnasium

Free to the Public

- Sponsored by -



2023 Annual Report of the Municipal Officers of the
Town of Mount Desert, Maine



BUDGET & ANNUAL MEETING WARRANT

July 1, 2024 – June 30, 2025

FISCAL YEAR 2025

Hancock County, Incorporated February 17, 1789

Area 54.88 Square Miles



Second Congressional District
Seventh Senatorial District
Representative District 14
County Commissioner District 3

Cover photo courtesy of Matthew Woolfolk

Dedication



The 2023 Annual Mount Desert Town Report is dedicated to Tom Wallace. For over forty years of service to the people of Mount Desert as both a volunteer Firefighter for the Northeast Harbor and Mount Desert Fire Departments and as an Emergency Medical Technician for the Northeast Harbor Ambulance Service. He has been a faithful, dedicated, and valued member of both organizations. Tom's contributions to his community are too numerous to fully enumerate, but here are some examples.

- Tom was the chief of the Northeast Harbor Fire company at the time of the negotiations to consolidate with the Otter Creek, Seal Harbor, and Somesville Departments. He was a supporter, from the start, of the idea, playing a key role in the logistics of forming the Department that we have today.
- With the Mount Desert Fire Department, he was Assistant Chief handling the day-to-day operations during the times of the Chief's absence.
- For many years he was an active instructor with the Hancock County Fire Academy helping to train numerous volunteers as certified structural firefighters.
- Tom was an active member of Mount Desert Fire's Rapid Intervention Team boat & water rescue team, confined space rescue team, and technical rescue team.
- Tom played a major role in modernizing the Fire Department's vehicle fleet after the 2001 merger by helping design and draft specifications for every truck in our current fleet.

Most importantly, Tom was a Firefighter and Emergency Medical Technician in order to help people. He did not seek any titles, recognition, or gratitude. We are all grateful for his service. Thank you, Tom. Well, done.



Town Elections and Open Floor Town Meeting Schedule

SEE LOCATION FOR VOTING POLLS!

Monday, May 6th at the Town Hall Meeting Room, 21 Sea Street, Northeast Harbor Town Meeting convenes at 7:45AM. – Polls will open at 8:00 AM and close at 8:00 PM.

Candidates for Elected Offices are:

Selectman - 3 years, term exp. 2027 (1 vacancy)

Martha Dudman
Anthony Smith

Mount Desert School Board - 3 years, term exp. 2027 (2 vacancies)

Katherine Emery
Brian Henkel

Mount Desert Island School District Trustee – 3 years term exp 2027 (1 vacancy) Julianna Reddish-Bennoch

Open Floor Town Meeting - The Annual Town Meeting will reconvene at the Mount Desert Elementary School, 8 Joy Road, Northeast Harbor on **Tuesday evening, May 7th at 6:00PM**

5:00pm Community Café, Special Town Meeting Edition

At the conclusion of the Annual Town Meeting the Board of Selectmen will have their organizational meeting.

Report Contents

Dedication		Economic Development Committee	73
Annual Town Meeting Schedule		Harbor Committee	74
Elected Offices and Representatives	7	Planning Board	76
Boards and Committees	10	Summer Residents Association	81
State of Maine Office of the Governor	12	Acadia Disposal District	82
Congressman Jared Golden	13	Mount Desert Water District Board	89
State Senator Susan Collins	14	Mount Desert Elementary School, Principal	90
State Senator, Dist. 7- Nicole Grohoski	15	Mount Desert Elementary School Committee	92
State Senator Angus King, Jr.	16	MDI Regional School System AOS 91	94
State Representative Lynne Williams	17	MDI Regional High School Principal	97
Board of Selectmen Chairman's Report	18	Mount Desert Island High School Board	99
Town Manager	19	MDI High School Trustees	100
Finance Director/Treasurer	26	MDI and Ellsworth Housing Authority	102
Tax Liens by Year	28	Bar Harbor Food Pantry	103
Summary of Uncollected Real Estate	31	Camp Beech Cliff	104
Trail Balance	32	Downeast Horizons	105
Tax Assessor	35	Great Harbor Maritime Museum	107
Tax Collector	36	Island Connections	108
Town Clerk	38	Land and Garden Preserve	109
Code Enforcement Officer	41	MDI Campfire Coalition	111
Police Department	43	Mount Desert Island Historical Society	112
Fire Department	45	Mount Desert Chamber of Commerce	113
Harbormaster	49	Mount Desert Nursing Association	114
Public Works Department	50	The Neighborhood House	115
Highway Department	53	Northeast Harbor Library	118
Wastewater Department	57	Seal Harbor Library	119
Recycling of Old Cardboard Policy	59	Seal Harbor Village Improvement Society	120
Refuse Collection Holiday Schedule	60	Somesville Library Association	122
Solid Waste Collection Policy	61	Somesville Village Improvement Society	123
Refuse Collection Year-Round Schedule	62	Application for Rural Wastewater -	125
Town Contact Information	70	Treatment Support Program Benefits	
Town Recognized Holidays	71	Serve Your Community, Application	126
Broadband Committee	72	Audit	127



Elected Offices and Representatives

Selectboard (Meets the first and third Monday of the month)

- John B, Macauley, Chair 2026
- Wendy Littlefield, Vice Chair 2025
- Martha Dudman, Member 2024
- James “Rick” Mooers 2025
- Geoffrey Wood, Secretary 2026

Mount Desert School Committee (Meets the first Wednesday of the month)

- Brian Henkel, Chair 2024
- Katherine Dube 2026
- Jarrod Kushla 2025
- Jennica Piecuch 2025
- James Whitehead 2024

Trustees MDI High School (Meets the fourth Monday of the month)

- Julianna Reddish Bennoch 2024
- Carole Plenty 2025
- Anthony “Tony” Smith 2026

Education

- Superintendent of Schools -Michael Zboray
- Mount Desert Island High School Principal – Matthew Haney
- Mount Desert Elementary School Principal – Heather Dorr

Appointed Offices – Administration

- Durlin E. Lunt, Jr., Town Manager, Deputy Treasurer-Health Officer, Road Commissioner, GA Admin.
- Claire Woolfolk, Town Clerk, Registrar of Voters
- Mae Wyler, Finance Director, Treasurer
- Kyle Avila, Tax Assessor, Addressing Officer
- Kimberly Keene, Code Enforcement-Plumbing/Local Building Inspector, Deputy GA Admin.
- Jennifer M. Buchanan, Deputy Town Clerk – Deputy Registrar of Voters
- Elizabeth “Lydie” Yeo, Deputy Town Clerk-Deputy Tax Collector, Excise Tax Collector
- Lisa Young, Tax Collector, Deputy, Finance Clerk
- Katie Smith, Office Coordinator, Accounting Assistant-CEO Assistant, HR Assistant
- Zach Harris, HR Director



Deputy Chief and EMS Operations, John Lennon doing Narcan training for Town Staff.

Mount Desert Police Department (207) 276-5111 – Non-Emergency Number
911 Emergency Number

David Kerns, Police Chief

Officers

Chris Wharff, Captain
Kevin Edgecomb, Lieutenant
Theodore Cake, Officer
Liam Harrington, Officer
Kaleb Payson, Officer

Part Time Officers

Michael Allen

Mental Health Liaison

Melissa Tozier

Dispatch Supervisor

Ken Mitchell

Dispatchers

Marie Overlock
Chad Campbell
Michael Allen

Administrative Assistant

Karen Richter

Animal Control Officer

Scott Pinkham



Listening to Sgt. Leigh Guilford sign off for the last time.

Mount Desert Fire Department Members (207) 276-5111- ask for Fire Department

Michael Bender, Career Chief

John Lennon, Career Deputy Chief FF/EMTP, EMS Operations

Thomas Wallace, Call Assistant Chief FF/EMTB (retired)
Robert Norwood, Career Captain FF/EMTA
Amilie Blackman, Career Captain FF/EMTB
David Higgins, Call Captain, Safety Officer
Chapin McFarland, Career Lieutenant FF/EMTB
Benjamin Wallace, Career Lieutenant FF/EMTB
Basil Mahaney, Call Firefighter/EMTP
Bruce Walton, Call Lieutenant FF
Sarah Adelberg, Career FF/EMTA
Shelby Allen, Career FF/EMTA
Christopher Baker, Career FF/EMTP
Ian Campbell, Career FF/EMTB

Kate Edwards, Career FF/EMTB
Margaret Houghton, Career FF/EMTP
Cynder Johnson, FF/EMTA
Samuel Blanchard, Call FF
Andrew Flanagan, Call FF
Fred Mason, Call FF
Mark Middleton, Call FF
Christopher Moore, Call FF
William Shepard, Call FF/EMTB
Christopher Wiebusch, Career FF/EMTB
Jon Zumwalt, Career FF/EMTP

Harbor Master/Marina (207) 276-5737

John Lemoine, Harbor Master

Deputy Harbor Master
Genya Grover

Adam Thurston
Asst. Harbor Master, Office Manger

Shellfish Wardens

Shellfish Warden Adam Thurston
Shellfish Warden Kevin Edgecomb

Public Works Department

Public Works, Solid Waste and Wastewater Treatment Plant

Brian Henkel, Director of Public Works (207) 276-5743
Benjamin Jacobs, Superintendent, Public Works (207) 276-5744
Ed Montague, Superintendent, Wastewater (207) 276-5738

Joseph Jacobs, Heavy Equipment Operator
Royce Gordon, Foreman, Highway
Michael Vollmer, Mechanical Operator, II
Jonathan Mickel, Mechanical Operator, II
Zach Mitchell, Mechanical Operator, I
Corey Frost, Head Mechanic, Highway
Justin Kelley, Mechanic B, Highway
Gabriel Lunt, Refuse and Mechanical Operator
John Daley, Jr., Refuse
Colby Hamor, Buildings and Grounds
John Littlefield, Wastewater Treatment Plant Lab Technician
Patrick Smallidge, Wastewater Treatment Plant Assistant Operator
Ryan Pinkham, Wastewater Treatment Plant Assistant Operator
Chip Young, Wastewater Treatment Plant Assistant Operator

**INLAND FISHERIES &
WILDLIFE**

ALL ATV/Boat/Snowmobile registrations

you **MUST** show **ONE** of the following:

PREVIOUS REGISTRATION OR **PICTURE OF REGISTRATION STICKERS**



For **ALL** IF&W transactions (hunting/fishing licenses, ATV/BOAT/Snowmobile registrations)

Please be prepared to show photo Id and proof of residency, **if necessary**

Thank you for your cooperation



Boards and Committees

Warrant Committee – 4 Vacancies

(Meets Tuesdays during budget preparation)

Phil Lichtenstein, Chair	Gerard Miller, Chair
Megan Rae Bailey	Donna Beals
Blakeslee Bell	James Blaine
Katrina Carter	Owen Craighead, Jr.
William Ferm	Jesse Hartson
Stephanie Kelley-Reece	Allen Kimmerly
Lauren Kuffler	Rosemary Matchak
Marina McGarr	Kathleen Miller
Timothy Murphy	Mike Olson
Craig Roebuck	Carman Sanford

Mount Desert Water District Trustees

Quasi-municipal (meets the third Tuesday of the month)

Stuart Burr	James Fahey
Alan Joseph	David Mastropaolo
Rosemary Matchak	

MDI and Ellsworth Housing Authority

(Meets the first Thursday of the month)

Katrina Carter	Patricia Dority, Tenant Rep.
Dan Falt	Wanda Fernald
Karol Hagberg	George Nickerson, Tenant Rep.
Joelle Nolan	

Broadband Committee – 2 Vacancies

(meets as needed)

Robert Bickmore	Francis Baltzell
Peter Cuffari	
Durlin Lunt, Jr., Ex Officio	
John Fehlauer	Scott McFarland
Kathleen Miller	Wendell Oppewall
Joan “Lili” Pew	

Investment Committee- 1 Vacancy

(meets quarterly)

Michael Bailey, Citizen
 Jason Irwin, Citizen
 Phil Lichtenstein, Warrant Committee
 Wendy Littlefield, Selectboard Liaison
 Durlin Lunt, Town Manager, ex officio
 Mae Wyler, Treasurer, ex officio

Board of Assessment Review- 2 Vacancies

(Meets as needed)

James Bright, Chairman	Keating Pepper
Julianna Reddish	

Sustainability Committee – 1 Vacancy

(meets the 3rd Thursday of the month, does not meet the months of July and August)

Phil Lichtenstein, Chair	Meg Ashur
Gordon Beck	Johannah Blackman
Jesse Hartson	Troy Julian
John Macauley, Selectboard Liaison	
Sarah March	Rosemary Matchak
Sydney Roberts Rockefeller	Dennis Shubert

Economic Development Committee- 2 Vacancies

Daniel McKay, Chairman	Megan Rae Bailey
James Blaine	Martha Dudman, Selectboard
Donald Graves	Matthew Hart
Nancy Ho	Jen Judd-McGee
Stephanie Kelley Reece	Durlin Lunt, Ex Officio
Kathleen Miller, MD 365	Kerri Sands
Tony Smith	Wendy Todd
Rick Wheeler	Averel Wilson

Harbor Committee

(Meets the second Tuesday of the month)

Does not meet the months of July and August

Richard Savage, II, Chairman	Jim Black
James Bright	William Johnston
Eric Jones	Allen Kimmerly
John Lemoine, Harbor Master	
Story Litchfield	Christopher Moore
Howie Motenko	Doug Randolph- Foster
Donna Reis	

Shellfish Conservation Committee- 2 Vacancies

(meets as needed)

Rustin Taylor, Chair	David Dunton
Earl Moore	Brian Silverman
Claire Woolfolk, liaison to Selectboard	

Zoning Board of Appeals- 1 Vacancy

(meets as needed)

Lilian Andrews	James Bright
Julianna Bennoch	William Ferm
Jerome Suminsby	Kevin Walls





Boards and Committees

Planning Board 1 Vacancy

(Meets the 2nd and 4th Wednesday of the month)

William Hanley, Chair Tracy Loftus Keller, Vice Chair
Meredith Randolph Allen Kimmerly
Gail Marshall Anne Dalton, Alt

Land Use Zoning Ordinance -1 Vacancy

(LUZO) Advisory Group (call for meeting dates)

Gerard Miller, Chairman
Charles Bucklin
Katrina Carter
William Hanley, Planning Board Chair
Kimberly Keene, Code Enforcement Officer/Ex-Officio
Stephanie Kelley-Reece, Vice Chair
Allen Kimmerly
Durlin E. Lunt, Jr, Town Manager
Gail Marshall
Rick Mooers, Selectboard/Ex-Officio
Noel Musson, paid consultant
Joseph Renault, Secretary



Comprehensive Planning Committee

(Meets as needed)

Megan Rae Bailey Judy Gilkes Benson
Katrina Carter
Wendy Littlefield, Selectboard Liaison/Ex-Officio
Tracy Loftus- Keller, Planning Board Liaison
Gail Marshall, LUZO Liaison
Kathleen Miller
Noel Musson, Paid Consultant

“Request to Volunteer Application” is available at the Town Office, website on-line or see in the back of this Town Report for application.

Thank you to each and every one of you that have contributed reports, dedications, photographs and advice for this year’s annual town report. It is always a team effort, and I applauded you in your year-round efforts.
Editor/Design - Jennifer McWain
Buchanan, Deputy Town Clerk



2023 Annual Town Meeting, Neighborhood House



Janet T. Mills
GOVERNOR

STATE OF MAINE
OFFICE OF THE GOVERNOR
1 STATE HOUSE STATION
AUGUSTA, MAINE
04333-0001

Spring 2024

Dear Maine Resident:

Since my first day in office, I have been guided by the belief that to strengthen our state, we have to invest in our greatest asset: the people of Maine. With the support of the Legislature, my Administration has invested in what people need to succeed — job training, child care, health care, education, broadband, and housing.

Those investments are working — small businesses are expanding their operations; people are moving here to work and raise their families; and graduates are staying in Maine to pursue rewarding, life-long careers — all encouraging signs that are reflected in the strength of our economy. In fact, Maine has the best rate of economic growth in New England and one of the best rates in the nation.

At the same time, we have our challenges. In late October, a gunman took the lives of 18 innocent citizens and injured many more in an act of senseless and unconscionable violence. Then, in December and January, heavy rains and powerful winds brought massive flooding that destroyed homes and businesses, roads, and bridges, and changed the very landscape of our coast.

I have proposed legislation to address both issues — first, to rebuild from these storms and prepare for those to come; and, second, to expand mental health services and keep weapons out of the hands of dangerous people to better protect public safety.

We have made good progress over the past five years to ensure that every person can find a good-paying job in Maine; have affordable health insurance; have the peace of mind that their children are safe at home and at school; breathe clean air and drink clean water and enjoy the rolling hills, lush forests, mighty rivers, and bold coast of Maine.

There are still plenty of challenges, particularly when it comes to the affordability of housing, child care, energy, and other things, but thanks to the resilience and the resolve of Maine people, I am more confident than ever before in the future of our state.

It is my honor to serve as your governor.

Sincerely,



Janet T. Mills
Governor



PRINTED ON RECYCLED PAPER

2023 Town Report, Page 012
TTY USERS CALL 711

www.maine.gov



Jared Golden
Congress of the United States
2nd District of Maine

Dear Friends,

I hope this letter finds you safe and well. It's an honor to continue serving as your representative in Congress, and I take the responsibility very seriously. I appreciate the opportunity to update you on what I've been working on behalf of the people of the Second Congressional District.

Maine's heritage industries are the backbone of our state's economy. That is why one of the first bills I introduced in this Congress was the *Northeast Fisheries Heritage Protection Act*, which would prohibit commercial offshore wind energy development in Lobster Management Area 1 (LMA 1) in the Gulf of Maine. LMA 1 was identified by the Bureau of Ocean Energy Management (BOEM) as a potential commercial offshore wind site. LMA 1 is a critical and highly productive fishing ground for a variety of sea life, including lobster. Prohibiting offshore wind development in LMA 1 would help to avoid conflict with the New England commercial and recreational fishing industries. Additionally, the bill would initiate a federal study on the environmental review processes of any relevant Federal agencies for offshore wind projects in the Gulf of Maine.

I also continue to advocate on behalf of our veterans and those providing care to our former service members. The current pay for VA employees in the Kennebec and Penobscot counties does not reflect the critical services they are providing. As the oldest state in the nation, with the fifth highest veteran population, Mainers rely on the services offered at the Department of Veterans Affairs (VA) facilities. That's why recently, Senator Collins, Senator King, Representative Pingree, and I called on the Biden Administration to increase locality pay for VA employees in Kennebec and Penobscot counties. The level of care received is impacted by job vacancies, and the high turnover rate among its healthcare workforce is often the result of pay and compensation issues, which is further exacerbated by the increased cost of living.

Lastly, I'm excited that Mainers are continuing to reap the benefits of the *Bipartisan Infrastructure Law* (BIL). Recently, millions of dollars in grants have been awarded across the state, including \$35 million through the U.S. Department of Transportation's Culvert Aquatic Organism Passage (AOP) program to conserve spawning and migratory habitats for native fish species in Maine, \$460,000 through the Airport Infrastructure Grant (AIG) program for the Princeton Municipal Airport, Stephen A. Bean Municipal Airport, and Dexter Regional Airport, and nearly \$8 million through the Buses and Bus Facilities Program for Bangor's bus system. These investments are critical to ensuring Maine's infrastructure and will help to ensure Mainers and businesses across Maine are connected.

Regardless of the year, one of my top priorities is ensuring I'm accessible to you. My staff and I can help answer questions about and navigate federal programs; find resources in Maine; and resolve issues with Medicare, Social Security, the VA, and other federal agencies and programs. We are here to help:

- **Caribou Office:** 7 Hatch Drive, Suite 230, Caribou, ME 04736. Phone: (207) 492-6009
- **Lewiston Office:** 179 Lisbon Street, Lewiston, ME 04240. Phone: (207) 241-6767
- **Bangor Office:** 6 State Street, Suite 101, Bangor, ME 04401. Phone: (207) 249-7400

I look forward to building on momentum from recent legislative wins for Mainers and continuing to work on your behalf in 2024. Do not hesitate to reach out and voice an opinion on legislation, let us know about local events, or seek assistance navigating federal agencies or programs. It's an honor to represent you in Congress, and I wish you a healthy and prosperous year to come.

Respectfully,

Jared F. Golden
Member of Congress

SUSAN M. COLLINS
MAINE

413 DIRKSEN SENATE OFFICE BUILDING
WASHINGTON, DC 20510-1904
(202) 224-2523
(202) 224-2693 (FAX)

United States Senate
WASHINGTON, DC 20510-1904

COMMITTEES:
APPROPRIATIONS
Vice Chair
HEALTH, EDUCATION,
LABOR, AND PENSIONS
SELECT COMMITTEE
ON INTELLIGENCE

Dear Friends:

It is an honor to serve the people of Maine in the U.S. Senate, and I welcome this opportunity to share an update on issues important to Maine and America.

One of my priorities for 2023 has been to improve the appropriations process in Congress – the way it decides how to spend taxpayer money. I took over as the Vice Chair of the Senate Appropriations Committee last year. Along with Chair Patty Murray, we decided the best change we could make was not to do something new. Instead, it was to do something old – that is, go back to the regular and transparent committee process that we used to have.

Part of restoring this process included holding 50 public Committee hearings, which allowed for input from senators on both sides of the aisle. As a result, for the first time in five years, the Senate Appropriations Committee passed all twelve of its funding bills on time. This was done with strong bipartisan support. In fact, seven of them passed unanimously.

Now, we need to work with the House of Representatives to pass these twelve bills and turn them into laws.

These bills contain funding for a wide range of Maine priorities, including support for the workforce at Bath Iron Works and Portsmouth Naval Shipyard, our lobster industry, infrastructure improvements, affordable housing, biomedical research, veterans, and heating assistance programs like LIHEAP. These bills also contain nearly \$590 million in Congressionally Directed Spending for 231 projects throughout the State of Maine. These projects would help promote job creation, expand access to health care, and improve public safety, infrastructure, and important resources in communities across all 16 counties of our state. I will continue to work to get these bills signed into law in the new year.

On October 25, the horrific mass shooting in Lewiston claimed the lives of 18 Mainers and injured 13 others. In response, I led Maine's Congressional Delegation in requesting an independent investigation by the U.S. Army Inspector General into the events leading up to the shooting. On December 15, the Under Secretary of the Army wrote to inform me that such an investigation will take place, and the Army Inspector General has instructed her team to immediately begin preparing to conduct this investigation. While nothing can undo the events of October 25, I will continue to work to understand what happened and what could have been done differently, and to find answers for the victims, survivors, and their families.

No one works harder than the people of Maine, and this year I honored that work ethic when I cast my 8,855th consecutive roll call vote.

As we look ahead to 2024, I remain committed to addressing the concerns of Maine families and communities. If you need assistance or wish to share your thoughts, please do not hesitate to reach out to one of my six state offices.

Sincerely,



Susan M. Collins
United States Senator



THE MAINE SENATE
131st Legislature

January 2024

Dear friends and residents of Mount Desert,

Lawmakers are back in session in Augusta, and I feel fortunate to represent my hometown and the coastal communities of Senate District 7. I continue to serve as the Senate Chair of the Taxation Committee and am returning to the Energy, Utilities and Technology Committee. I look forward to the work ahead, building on what we accomplished in 2023.

Last year, my colleagues and I worked hard to pass necessary and impactful legislation. We improved the Property Tax Fairness Credit so that our neighbors who are over 65 can afford to stay in their homes, whether they own or rent. We expanded income eligibility for the credit and increased the maximum benefit from \$1,500 to \$2,000. It is important to file income taxes annually to ensure that you receive credit or future relief payments for which you are eligible. We also improved the Property Tax Deferral Program to ensure none of our older neighbors slip through the cracks and lose their homes.

We've kept our promises to students and property taxpayers by funding statewide K-12 public education costs at 55%, fully funding the municipal revenue sharing program to help towns with the cost of local roads and public safety, and continuing to fund universal free school meals.

We increased funding for roads, bridges, and other transportation infrastructure without taking on debt, an effort that started with unanimous bipartisan agreement in the Taxation Committee. We also dedicated funding to replace culverts and build up roads at risk of flooding, which will help municipalities access significant federal funding and prepare for more intense storms.

Lawmakers invested \$31 million in EMS departments across the state to ensure access to these vital services. We also made a critical investment in the safety and preparedness of Maine's firefighters by providing \$1.5 million to improve our fire service training facilities.

I will continue to collaborate with my colleagues, regardless of party affiliation, to make sure we are doing the best work we can for all Mainers. Please contact me if I can be of any assistance with state government or if you have questions about the legislative process. I also share information via Facebook and Instagram (@senator.grohoski) and send out periodic email newsletters; please let me know if you would like to be added to my mailing list. You can email me at Nicole.Grohoski@legislature.maine.gov or call the Senate office at (207) 287-1515.

I remain at your service and am honored to be your advocate in Augusta.

Sincerely,

A handwritten signature in cursive script that reads "Nicole C. Grohoski".

Nicole Grohoski
State Senator, District 7

January 1, 2024

Dear Friends,

Thank you for allowing me to add my congratulations and gratitude for the positive differences each town and city in Maine makes for its people and ultimately for Maine as a whole. When I travel around the state and visit the various regions in Maine, I see firsthand the differences you all make, the focus you put on excellence, and the helping hands you extend to neighbors. I have learned valuable lessons watching your collaborations with each other. They got the State motto right – Dirigo – because you all certainly do lead the way and exemplify the best of Maine.


First, it was a true honor to be appointed to the Senate Veterans Affairs Committee this year to help address the challenges facing Maine veterans. We owe our way of life to these brave men and women and share a collective responsibility as a grateful nation to give back to our veterans. That means delivering veterans the benefits they have earned, addressing the veterans’ suicide crisis, improving transition-to-civilian-status programs, and ensuring every veteran can access essential services, like affordable housing and behavioral healthcare.

Next, one of the most significant infrastructure projects in Maine history is underway: affordable and universal broadband availability throughout the state. Supported through funding in the bipartisan infrastructure bill, we are now within striking distance of broadband service even in our most rural communities. Additionally, infrastructure improvements in our roads and bridges, water and septic upgrades for our towns and support for our workforce and employers are also in the pipeline. Serious steps are being taken to address the toll from substance abuse and to provide our older neighbors with resources to help them continue to stand strong throughout their golden years. It is my goal here to make sure everyone has access to stable employment opportunities and quality healthcare which is of critical importance to keep our families healthy and happy.

I am thankful for each town in Maine for their commitment to their communities, to their citizens, and to this country. I will do my part to listen to your concerns and work to find useful solutions to the issues you face. My offices throughout Maine remain available to you if you face hurdles with the federal government, whether it be veteran issues, social security problems, student loans, immigration, tax assistance and more. I hope you will reach out of my offices in Presque Isle, Bangor, Augusta, Portland, or Biddeford and allow me the chance to be part of your solutions. Together, I know we can continue to build a stronger, brighter future for our great state.

Maine is known for our grit and resiliency and we are making great strides — something others across the country have noticed. Thank you for being one of the reasons Maine is so special; it is not only a pleasure to serve you — it is a pleasure to know you. Mary and I wish you a happy and safe 2024.

Best Regards,


ANGUS S. KING, JR.
United States Senate

REPRESENTATIVE LYNNE A. WILLIAMS
(207) 266-6327, WilliamsAssociates@icloud.com

Hello Friends on Mount Desert Island: This year's legislative session has been productive, as we work to meet the proposed April 17, 2024 deadline for the session. Clearly, the two occurrences that injected our legislative work are the Lewiston tragedy and the destruction resulting from the storms of late 2023, which brought devastating wind and very heavy rain, and resulted in coastal flooding and the destruction of coastal infrastructure. As an island, our Towns in this region were on the front lines of destruction during this storm. But the commitment to rebuild what has been lost or weakened, such as the Shore Path, is solid.

I would like to offer short summaries of some bills that we as the Maine State Legislature have passed this term. Following up on what I just wrote about flooding, LD 2030 is a bill that would enhance the State's ability to respond to and prepare for significant flooding events and storm surges. Given the weather that we have experienced in the last year, there was a need to address some areas of inflexibility and to allow the State and municipalities to immediately respond to threatened, and experienced, flooding events.

As a member of the Veterans and Legal Affairs Committee, I had the rewarding opportunity this term to learn about Maine's Veteran's Homes. LD 985 is a bill that passed out of our Committee and which passed the entire body soon after. This bill requires the Department of Health and Human Services to change its rules governing MaineCare reimbursement, thereby providing higher reimbursement to the Maine Veteran's Homes nursing facilities. Much of the testimony received by our Committee came from spouses and siblings of folks who can no longer care for themselves, and the Homes were cited positively as a welcome and necessary support system for such families.

I am pleased to be your State Representative and welcome being contacted by you with concerns, questions and, yes, criticism. My legislative email address is Lynne.Williams@legislature.maine.gov and my phone number is 207-266-6327. If you would like to be on my mailing list to receive my regular electronic newsletter, please send me an email or text me a message to request inclusion.

Warm Regards, Rep. Lynne Williams

Selectboard

“Elections belong to the people. It's their decision. If they decide to turn their back on the fire and burn their behinds, then they will just have to sit on their blisters.” Abraham Lincoln

Dear Residents,

I hope this letter finds you well and in good spirits.

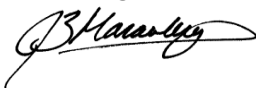
As Chair of the Selectboard, it is both an honor and a privilege to serve the residents of our wonderful town. I write to you today to express my gratitude for your continued support and engagement in the matters that shape our community.

Throughout the years, our town has faced various challenges and celebrated numerous triumphs. From infrastructure improvements to community events, each endeavor has been a testament to the strength and unity of our residents. As we embark on this new chapter together, I want to assure you that the Selectboard remains committed to representing the best interests of our community. We are dedicated to fostering an environment that promotes inclusivity, transparency, and progress. Your voices matter to us, and we encourage you to actively participate in the decision-making processes that impact our town. Whether through public meetings, community forums, or direct correspondence, your input is vital.

We have several important initiatives and projects on the horizon. From addressing local concerns to implementing sustainable solutions, we are committed to working collaboratively with residents, businesses, and stakeholders to achieve our shared goals. As we navigate the challenges and opportunities that lie ahead, let us remember that the strength of our community lies in our ability to come together with empathy, understanding, and a shared vision for the future.

On behalf of the Selectboard, I extend my deepest appreciation to each and every one of you for your unwavering support and dedication to making our town a wonderful place to call home.

Warmest regards,



John B Macauley, Ph.D., Selectboard Chair



School Board member, Katherine Dube and Selectboard Geoffrey Wood are sworn into office at the 2023 Annual Town Meeting.

Town Manager

For the period July 1, 2022- June 30, 2023

“Few will have the greatness to bend history; but each of us can work to change a small portion of the events, and in the total of all of those acts will be written the history of this generation”. -**Robert F.**

Kennedy

Another busy and productive year for the Town of Mount Desert. The Warrant article approving funding for the new Fire Station # 1 in Northeast Harbor was approved. That project, along with the modifications to Station # 3 in Somesville, allow for twenty- four-hour, seven day a week coverage for fire and EMS service at both locations. Thanks to Fire Chief Mike Bender, and all the firefighters for your work to make this happen. Recreational opportunities in town were enhanced thanks to the donation by the Mount Desert Community Development Corporation of a seasonal skating rink installed at the Northeast Harbor marina tennis courts. This facility proved to be very popular despite the inconsistent weather. It is hoped that in the future refrigeration compressors will allow for a much longer season with a consistent ice surface.

The following are among the important events that took place during the report year.

July 2022

Public Works Director Tony Smith was recognized with thanks from the Mount Desert Water District.

The Town of Cranberry Isles requested a renewal of the parking lot lease at the Northeast Harbor marina for a ten-year period to replace the lease due to expire on December 31, 2023. This new lease was passed at the Annual Town Meeting on May 2, 2023.

Public Works employee Decatur French moved from his position of refuse packer truck driver to Motor Equipment Operator Class 1.

The Garden Club of Mount Desert agreed to review the landscaping of the marina and to come up with an orderly plan to keep things orderly.

August 2022

Craig Ridley was appointed as a packer truck driver in the solid waste division of public works.

The Selectboard authorized the purchase of a new 2022 International Chassis along with plowing equipment for the public works department.

Public works director Smith was authorized to apply for a DEP permit required for Seal Harbor shoreline/erosion stabilization control work along the easterly side of the harbor.

The Selectboard authorized a remote meeting policy be adopted for all municipal boards and committees in conformance with State law.

The Selectboard met with State Representative Lynne Williams District 135 to review legislative actions taken at the State level in 2021.

Francis Baltzell was appointed to the Broadband Committee.

Acadia Fuel LLC was awarded the heating oil bid for 21-22 at a price of \$2.13 per gallon.

September 2022

Tyler Isherwood was appointed as a part time firefighter/EMT.

Town Manager Durlin Lunt received the Linc Stackpole Manager of the year award from Maine Town, City, and County Management Association (MTCMA).

Treasurer Jacob Wright was certified as Treasurer by the Maine Municipal Tax Collectors' & Treasurers' Association.

Public Works Director Tony Smith announced his intention to retire effective October 31, 2022.

Fire Chief Bender was authorized by the Selectboard to enter into an agreement with the Northeast Harbor Ambulance Service (NEHAS) to acquire necessary EMS infrastructure including, but not limited to ambulances, monitors, and stretchers in preparation for the fire department to assume EMS and ambulance functions.

Town Clerk Claire Woolfolk was appointed as Inland Fisheries & Wildlife Moses agent.

Fire Chief Bender was authorized by the Selectboard to purchase a new custom Ignitor MVP Rescue Pumper from Ferrara Fire Apparatus.

October 2022

The Selectboard endorsed the application of Town Manager Lunt to Join the Maine, town, City, and County Management Association "Ambassador" program. The "ambassadors are available to assist managers, selectboard, and council members with issues where the 'Ambassadors'" expertise and experience may prove useful.

Samuel Shaw resigned from the Village Center Planning Committee.

The Selectboard authorized entering into an Employee Lease Agreement with the Town of Bar Harbor to provide for Bar Harbor's Deputy Fire Chief to assist Mount Desert in managing Mount Desert Fire's Emergency Medical Services division.

GF Johnston and Associates was retained by the Selectboard to provide professional services for the preparation of a feasibility study of putting a turnaround at the Otter Creek landing.

Carrie Eason was appointed as Warden for the November 8, 2022, State Election

Outgoing Public Works Director Tony Smith was appointed to a part-time position to consult with the wastewater and highway departments on an as asked basis while the search for a new Public Works director is ongoing.

Finance Director Jacob Wright was authorized by the Selectboard to solicit quotes from financial institutions for potential investment vehicles including, but not limited to treasury notes and certificates of deposit for consideration by the Investment Committee for possible reallocation recommendations.

The Selectboard voted to enter into an Employee Lease Agreement with the Town of Bar Harbor for a shared Deputy Chief position with the Fire Department. Said position will assist in managing Mount Deserts Fire's EMS Division.

The Selectboard voted to retain the services of GF Johnson & Associates to provide professional services for the preparation of a feasibility study of putting a turnaround at the Otter Creek landing.

November 2022

Finance Director Jacob Wright was appointed as Acting town Manager effective November 7, 2022. The Acting Town Manager fills in when the Town Manager is unavailable or unable to carry out the duties of the office.

Tony Smith was appointed to the Economic Development Committee.

Troy Julian was appointed to the Sustainability Committee.

The Selectboard authorized the Highway's Department to solicit competitive bids for a new RAM 5500 4X4 diesel powered one-ton dump/plow truck and associated plowing equipment.

Katherine Smith was hired to the position of part-time administrative assistant, said employment will commence on November 22, 2022.

Full-time Planning Board member Christie Anastasia requested, and was voted, to become an alternate member of the Planning Board.

Planning Board member Tracy Loftus Keller was appointed by the Selectboard to become Vice-Chair of the Planning Board.

Lauren Kuffler was appointed to the Warrant committee.

Allen Kimmerly was appointed to the Harbor Committee.

Approval was granted to host a Rabies Clinic for Mount Desert residents on December 10, 2022, in conjunction with the Town Clerk's Office to register dogs for calendar year 2023.

A Memorandum of agreement with the Town of Bar Harbor was approved regarding Ambulance Billing Services.

December 2022

Acadia National Park Advisory Commission member Kendall Davis was nominated by the Selectboard for another term on the commission.

Fire Chief Mike Bender was authorized to retain the services of ABM Mechanical to furnish and install a new duplex boiler at Mount Desert Fire Station # 2 in Seal Harbor at a cost not to exceed \$23,575.

Fire Chief Mike Bender was authorized to purchase a Bauer Verticus Breathing Air Compressor from Fire Tech & Safety of New England at a cost not to exceed \$60,375.

Fire Chief Mike Bender was authorized to purchase a Groves Ready Rack firefighter gear storage system from Industrial Protection Services LLC at a cost not to exceed \$8,161.

The town received a legal opinion concerning whether someone with a conflict of interest should serve on a town board or committee. The opinion stated that such a person could serve, however, a better job should be done discovering biases or conflicts of interest.

Town Manager Lunt recommended a code of ethics for boards and committees along with appropriate training for members as how to handle real and perceived biases and conflicts of interest.

The Selectboard confirmed the appointment of Brian L. Henkel as Director of Public Works.

The Selectboard confirmed the appointment of Claire Woolfolk as Registrar of Voters effective January 1, 2023, through December 31, 2024.

Selectboard member Rick Mooers was appointed as Board liaison to the Land Use Zoning Advisory Committee.

The Town non-union personnel policy was updated to incorporate a percentage-based longevity pay policy for employees.

Governance policies, as recommended by the Town's insurance policy, for the Marina skating rink were adopted. Peter Bronson has been contracted to manage the rink with money provided by the Community Development Corporation.

Highway Superintendent Ben Jacobs was authorized to solicit bids for the replacement of twenty-three deteriorated windows in the town Office.

Highway Superintendent Ben Jacobs was authorized to solicit bids for a new 4X4 diesel backhoe for the Highway division of the Public Works Department.

The Selectboard accepted conditional gifts in the form of monetary donations to the Mount Desert fire Department in memory of Norris Reddish. As requested by the family, said gifts will be used for firefighter training.

January 2023

Meg Ashur was appointed to the Sustainability Committee

A \$7,000 donation from the Community Development Corporation was accepted for maintenance of the Marina area skating rink.

A proposal from Peter Bronson was accepted to maintain the Marina area skating rink.

Town Manager Lunt was authorized to enter into a Human Resource employee sharing agreement with the Town of Bar Harbor.

A Memorandum of Understanding (MOU) template for Contracted Municipal and Community Oriented Services was approved.

Town Manager Lunt was authorized to sign a Memorandum of Understanding (MOU) with Harold Alfond Center for the Advancement of Maine's Workforce and authorize the acceptance of training cost contributions and participation in the program. From 2023-2025 the program will provide a \$1200 match available to each Mount Desert employee for acceptable training and continuing education.

The Selectboard authorized the process to begin recruiting members to serve on a Comprehensive Plan Committee to work on updates to the Town's Comprehensive Plan.

Sarah Adelberg was appointed as a full time Firefighter/EMT.

William Shepard was appointed as a part time Firefighter.

Megan Bailey was appointed to the Warrant Committee.

James Blaine was appointed to the Warrant Committee.

John Macauley was appointed as Selectboard liaison to the Broadband Committee.

Town Manager Lunt was authorized to sign a Contractor Service Agreement with A Climate to Thrive for services in support of the State of Maine Community Action Grant to implement the Town's Climate Emergency Plan.

The Selectboard voted to accept a Community Support Grant from the State of Maine in the amount of \$29,025 to support the Town's Climate Action Plan.

Accepted proposal from G.F. Johnston & Associates to conduct a feasibility study for the purpose of increasing the number of reliable water sources for fire protection in the area known as Pond's End (Somesville).

The Small Animal Clinic contract for 2023 was approved.

Highway Superintendent Ben Jacobs was authorized to lease a new model year 2023 loader backhoe from Beauregard Equipment.

Fire Chief Mike Bender was authorized to sign and execute a contract with Maine Maritime Academy to provide the fire department's breathing air cascade compressor along with an operator in support of their student fire training program at the Ellsworth Fire Training Center.

February 2023

Jason Irwin was appointed to the Investment Committee.

Allen Kimmerly was appointed to the LUZO Committee.

Joseph Renault was appointed to the LUZO Committee.

Christie Anastasia resigned as alternate member of the Planning Board.

The Selectboard authorized a donation of one thousand dollars to the Maine Lobstermen's Association Legal Defense Fund, said donation to come from the Selectboard's Contingency Fund.

Christopher Baker was appointed as a full-time Firefighter/EMT with the Fire Department.

March 2023

The proposed Public Water supply Ordinance which replaces the no swimming and limiting motor vehicle access to great pond ordinances was reviewed.

Police Captain David Kerns suggested that the Town consider a policy for streetlight replacement. It was agreed streetlight installation should be planned and considered.

Fire Chief bender was authorized to use up to \$22,000 from the Fire Equipment reserve account for the purpose of purchasing structural firefighting gear.

The Selectboard amended sections 5.2.4 and 5.3 of the non-union personnel policy which clarifies the language regarding compensation of extra duties.

April 2023

Logan Lemoine was appointed as a part-time seasonal employee in the public works department. Paul Accomando was appointed as a part-time seasonal employee in the public works department.

Fire Chief Mike Bender was authorized to retain the service of Duffy's Electric LLC. To furnish and install a new public access and door alarm system at the Mount Desert Fire Station # 1 (Northeast Harbor).

Kenneth Mitchell was confirmed as Communications Supervisor

John Brown resigned from the Investment Committee.

Long- time resident Dorothy Renault was recognized and congratulated by the Board for reaching her ninety-ninth birthday.

The Board authorized the purchase of a 2023 Ford Interceptor SUV. The Department's 2017 Ford Interceptor SUV was used for trade.

The Board authorized spending up to \$22,300 of ARPA funds to be used to reimburse Bar Harbor for the non-recurring cost of building leased fiber infrastructure to serve the Mount Desert Police Department at 21 Sea Street.

May 2023

The Selectboard reviewed and accepted the annual audit report for the fiscal year ended June 30, 2022.

The Selectboard voted to approve the following slate of officers following the annual town meeting:
Chairman: John Macauley. Vice Chair: Wendy Littlefield. Secretary: Geoff Wood & Martha Dudman
Selectboard members.

Dobbs Productions, Inc. was granted their request to use public access channel 1301 for the summer of 2023 and the winter of 2024.

Town Manager Lunt was authorized to sign the Cranberry Isles parking lease agreement on behalf of the Town of Mount Desert.

Town Manager Lunt and his Designee to sign BYOB Off-Premises catering liquor license applications on behalf of the Municipal Officers.

Town Manager Lunt and his Designee were authorized to sign all future ticket sales and Chamber of Commerce lease agreements on behalf of the Town of Mount Desert.

Town Manager Lunt was authorized to sign all future Neighborhood House municipal pool agreements on behalf of the town of Mount Desert.

June 2023

Katrina Carter was reappointed to the Mount Desert Housing Authority Board of Commissioners for a five-year term beginning May 1, 2023.

Wanda Fernald was reappointed to the Mount Desert Housing Authority Board of Commissioners for a five-year term beginning May 1, 2023.

Zachary DaRosa was appointed as a seasonal Launch Captain at the Northeast harbor marina.

Zachary Mitchell was confirmed as a Packer Truck Driver for the Waste Management Division of the Public Works Department.

The resignation of John March from the Zoning Board of Appeals effective June 6, 2023, was accepted with thanks by the Selectboard for his service.

The resignation of Gloria Kunje from the Planning Board was accepted by the Selectboard with thanks for her service.

The Selectboard enacted a policy limiting Public Notary acts to town business.



Town of Mount Desert
Mae Wyler, Finance Director
21 Sea Street, P.O. Box 248
Northeast Harbor, ME 04662-0248

Telephone: 207-276-5531 ext. 115 Fax: 207-276-3232

Web Address: www.mtdesert.org

Email: financedirector@mtdesert.org

Finance Director's Report Concerning Fiscal Year 2023

Fiscal Year 2023 returned substantial positive variances for earnings on the Town's assets. As a result of solicitations in the fall of 2022, the Town's operating Insured Cash Sweep rate moved from 0.5% to 3.25% and the Town's money market rate moved from 0.3% to 3.25%. While these changes occurred roughly halfway through the fiscal year, the impact was substantial and resulted in interest income exceeding budgeted expectations by roughly \$226,000.00.

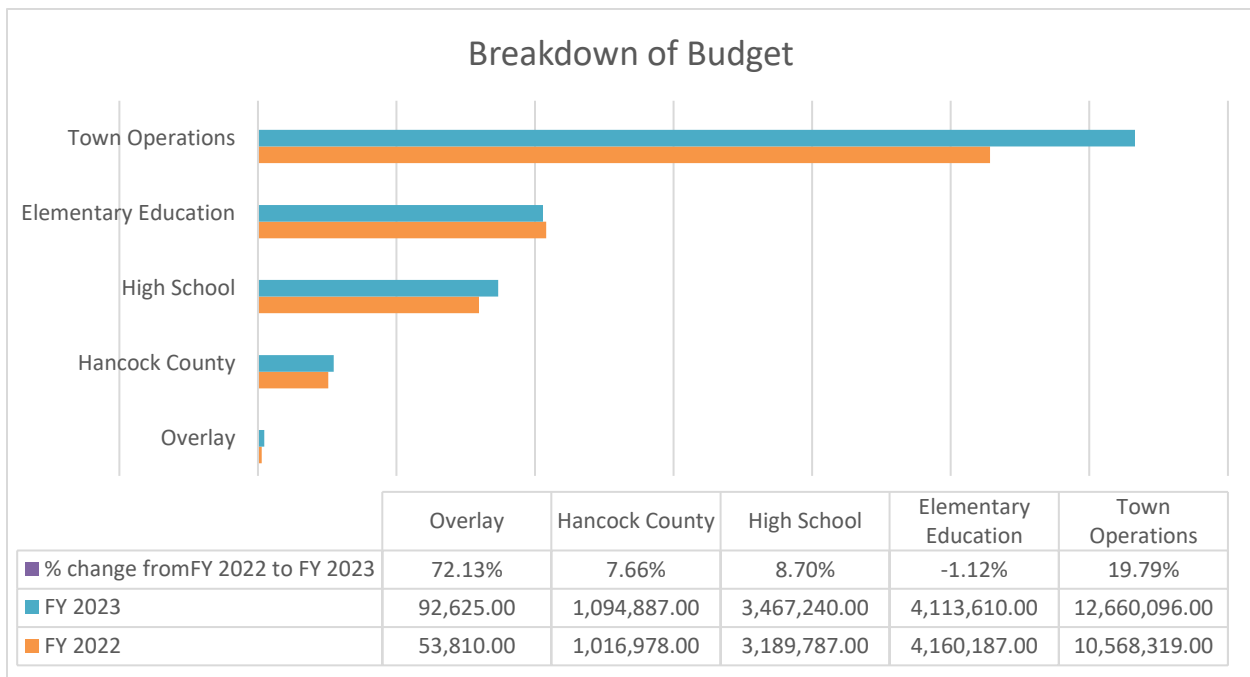

In accordance with the 2022 Annual Town Meeting, a \$700,000 budget deficit was included in the calculation of the 2022-2023 tax commitment to be assigned to undesignated fund balance. However, a positive budget variance at the governmental funds level diminished the actual reduction to undesignated fund balance recognized in fiscal year 2023.

Finance Department: In fiscal year 2023, the department welcomed Katie Smith as Accounting Assistant to work alongside Lisa Young, our Deputy Treasurer. Lisa and Katie were instrumental in the day-to-day financial operations. As a team, both played integral roles in billing and collections, the processing of payroll and accounts payable, documentation procedures, reconciliation functions, audit preparation, and various other duties necessary to ensure the continued functioning of the Town. Jake Wright was the Finance Director for the entirety of FY23 and during his tenure he went above and beyond to provide the best possible services for the Town. I am grateful for his efforts to facilitate a smooth transition by leaving the books in excellent shape and providing numerous reference materials (think extensive documentation procedures and mind-boggling Excel sheets). I plan to further his goals of creating operational efficiencies and improving sustainability, as well as exploring additional sources of revenue, promoting cost-effective expenditures and translating the language of financial statements into a universal dialect.

Finances:

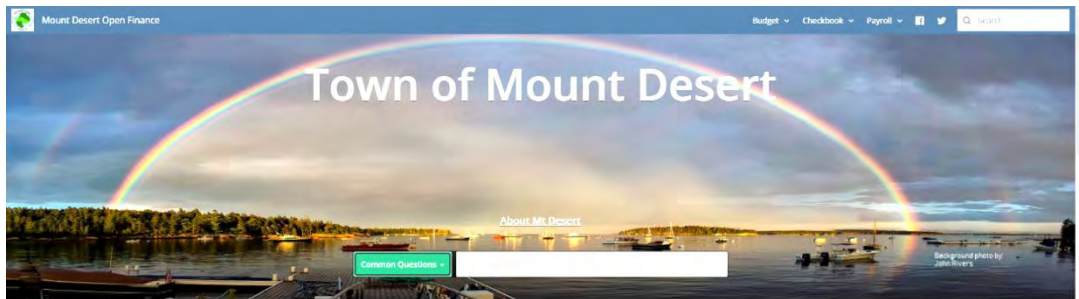
Including overlay, the Town approved a Gross Budget of \$21,428,458 for Fiscal Year 2023. This represented an increase of \$2,439,377 or 12.85% from Fiscal Year 2022 (accounting for both gross budget and overlay).

A comparison of the components of the Fiscal Year 2022 and 2023 budgets is shown below:



Open Finance:

Residents and other interested parties are encouraged to explore the Town’s financial data through the “Open Finance” portal on the Town of Mount Desert’s website. This portal allows the user to analyze the Town budget(s), review revenue and expenditure detail, examine vendor and payroll information, and more. This financial information is unaudited and may be subject to adjustments in the future. If you have a question about Open Finance disclosures or any other financial inquiries, feel free to contact the Finance Department.



Liens Outstanding:

2020 Liens
 As of June 30, 2023
 Fiscal Year: July 1, 2019 - June 30, 2020
 Commitment Date: July 1, 2019
 Lien Date: May 29, 2020 and June 2, 2020
 Maturity Date: November 29, 2021 and December 2nd, 2021

<u>Parcel</u>	<u>Owner(s) of Record</u>	<u>Total Due</u>
033-059-012	MORENCY, DARRYL	136.80
TOTAL		136.80

* : Paid in full after June 30, 2023 but prior to lien analysis

** : Partial payment after June 30, 2023 but prior to lien analysis

2021 Liens

As of June 30, 2023
Fiscal Year: July 1, 2020 - June 30, 2021
Commitment Date: September 1, 2020
Lien Date: August 2, 2021
Maturity Date: February 2, 2023

<u>Parcel</u>	<u>Owner(s) of Record</u>	<u>Total Due</u>
033-059-012	MORENCY, DARRYL	136.64
TOTAL		136.64

* : Paid in full after June 30, 2023 but prior to lien analysis

** : Partial payment after June 30, 2023 but prior to lien analysis

2022 Liens

As of June 30, 2023
Fiscal Year: July 1, 2021 - June 30, 2022
Commitment Date: July 1, 2021
Lien Date: June 1, 2022
Maturity Date: December 1, 2023

<u>Parcel</u>	<u>Owner(s) of Record</u>	<u>Total Due</u>	
032-006	CARTER, CARL	1,557.63	*
017-008	FISHER, PIERREPONT	6,402.96	*
033-026-001	FISHER, PIERREPONT	2,197.35	*
033-059-015	HOOPER, BRANDON	204.04	
033-059-012	MORENCY, DARRYL	138.52	
033-059-007	NORWOOD, GERALD W JR	50.18	*
025-127	POPE, JASON	2,482.30	*
033-059-001	RUMILL, RAY	160.06	
TOTAL		13,193.04	

* : Paid in full after June 30, 2023 but prior to lien analysis

** : Partial payment after June 30, 2023 but prior to lien analysis

2023 Liens

As of June 30, 2023
Fiscal Year: July 1, 2022 - June 30, 2023
Commitment Date: July 1, 2022
Lien Date: June 2, 2023
Maturity Date: December 2, 2024

<u>Parcel</u>	<u>Owner(s) of Record</u>	<u>Total Due</u>
033-046	ABBOTT, VINCENT ANDREW	1,353.89
031-086	CARR, MARION F. - HEIRS OF	1,241.80
032-006	CARTER, CARL C	1,960.56
010-111	CISTONE, JOSEPH F. & ALYNE K.	2,130.02
011-005	DAVIS, CAROLINE	114.78 *
017-008	FISHER, PIERREPONT M.	5,674.50
033-026-001	FISHER, PIERREPONT M.	2,600.94
026-029	FOLSOM, KATHLEEN VIGNOS	2,420.46 *
024-084-002	GRAVES, KEITH S.	3,707.33
033-059-015	HOOVER, BRANDON	204.04
005-034	HOUGHTON, PAULINE B.	2,028.47
003-017	JORDAN HOUSE D&M LLC	15,329.18
025-114	KING, FREDERICK T.	3,435.80
008-127-001	LOUTIT, JAMES F.R. DOUGLAS M.	99.32 *
010-107-001	LUNT, NATHANIEL D.	3,500.73 *
011-073	LUX, SAMUEL E, IV	8,390.01 *
025-150	MCGARR, NICOLE E.	2,032.51 *
010-048-001-017	MURPHY, ROBERT JR. & TARA	461.22 *
033-059-007	NORWOOD, ANNE	257.05 **
015-005-002	OWEN, NATHAN	16,669.73
025-127	POPE, JASON E. & TRICIA L.	3,117.26
007-045-004	ROSBOROUGH, ASHLEY M.	2,245.46
012-005-001	SQUID COVE, LLC	7,014.57 **
TOTAL		<hr/> 85,989.63 <hr/>

* : Paid in full after June 30, 2023 but prior to lien analysis

** : Partial payment after June 30, 2023 but prior to lien analysis

Summary of Uncollected Real Estate Tax Liens by Year

As of June 30, 2022

<u>Year</u>	<u>Total Due</u>
2020	136.80
2021	136.64
2022	13,193.04
2023	85,989.63
	<hr/>
	99,456.11

Final Notes:

The independent auditor's report and opinion, along with corresponding selected schedules covering the fiscal year ended June 30, 2023, are included in this Town Report. The fiscal year 2023 audit, in its entirety, can be found on the Town Website www.mtdesert.org.

As always, the Finance Department is happy to address questions and concerns from those interested in the Town's fiscal affairs. I am exceedingly grateful for the warm welcome and I look forward to serving this historic community.

Respectfully submitted,



Mae Wyler, Finance Director

Trial Balance

As of 06/30/2023

Audited

Fund Cat
100 - GENERAL FUND
Assets

-----Account-----		-- BALANCE --	
Number	Name	Debit	Credit
Cash & Equivalents			
10100	Gen Fund Checking - BHBT	\$ 2,917,881.48	
10112	MDES Checking - BHBT	\$ 27,202.98	
10137	MM - FA	\$ 3,228,193.09	
10140	Change Cash	\$ 1,125.00	
10141	Cash on Hand - Petty Cash	\$ 100.00	
10142	Change - Parking Meters	\$ 33.57	
11110	Gen Fund Investments -First Advisors	\$ 2,034,536.47	
Taxes and Liens Receivable			
12023	RE Taxes 2023		\$ 540.00
12024	RE Taxes 2024		\$ 145,449.07
12114	PP Taxes 2014	\$ 282.53	
12115	PP Taxes 2015	\$ 165.01	
12116	PP Taxes 2016	\$ 322.79	
12117	PP Taxes 2017	\$ 1,725.90	
12118	PP Taxes 2018	\$ 336.87	
12119	PP Taxes 2019	\$ 516.96	
12120	PP Taxes 2020	\$ 1,415.90	
12123	PP Taxes 2023	\$ 5,666.33	
12124	PP Taxes 2024		\$ 0.43
12220	Tax Liens 2020	\$ 136.80	
12221	Tax Liens 2021	\$ 136.64	
12222	Tax Liens 2022	\$ 13,193.04	
12223	Tax Liens 2023	\$ 85,989.63	
Receivables			
15300	Accounts Receivable	\$ 208,370.96	
15301	Accounts Receivable - Other	\$ 72,009.76	
15302	Due from BH - EMS CC	\$ 12,987.70	
15350	Lease Receivable	\$ 46,091.07	
Payables			
13205	Planning Grant		\$ 22,739.60
19200	Deferred Taxes		\$ 103,132.93
19350	Deferred Inflows - Leases		\$ 44,210.29
20000	Accounts Payable		\$ 499,053.08
20001	Unearned Revenue		\$ 851.00
20011	Due to Others		\$ 186.55
24610	Accrued Salaries		\$ 125,412.95
25800	MDES		\$ 1,267,771.90
State Liabilities			
24101	BMV Registration Fees		\$ 4,309.00
24102	BMV Sales Tax		\$ 3,950.44
24103	BMV Title Fees		\$ 165.00
24110	DHHS Vital Statistic Fees		\$ 320.40
24111	AW Dog Fees		\$ 9.00
24151	IFW Registration Fees		\$ 5,767.00
24152	IFW Sales Taxes		\$ 9,431.90
Payroll Liabilities (Withholdings)			
24710	MMEHT Medical Insurance	\$ 87,382.20	
24711	MMEHT Income Protection	\$ 1,055.26	
24712	MMEHT Life Insurance	\$ 323.40	
24713	MMEHT Dependent Insurance	\$ 23.70	
24714	MMEHT Dental Insurance	\$ 1,600.84	
24715	MMEHT Vision Insurance	\$ 259.39	
24728	AFLAC Reimbursable Medical		\$ 903.64
24740	FF/LEO Subsidy		\$ 77.04
24750	MPers Basic Life Insurance		\$ 263.04
24751	MPers Supplemental Life Insurance		\$ 25.26
24752	MPers Dep Ins		\$ 1.92
24753	MSRS Employee Cont.		\$ 57,707.27
Due To/From Other Funds			
35020	DTF Special Revenue Fund		\$ 24,517.21
35030	DTF Capital Projects Fund		\$ 1,857,597.15
35040	DTF Reserves Fund	\$ 475,634.62	
35050	DTF Trust Fund	\$ 979.45	
35060	DTF Marina Fund		\$ 1,012,788.88
Fund Balances / P&L			
Fund Balances			
38300	Fund Balance--Unreserved		\$ 3,637,618.70
13213	State Revenue Sharing		\$ 218,484.78
38450	BG Res for Enc		\$ 95.12
38600	Encumbrance	\$ 95.12	
38650	Fund Balance--Carry Overs		\$ 119,991.00
Control Accounts			
37310-00	Revenue/Expense Control (Net)		\$ 62,402.91
		\$ 9,225,774.46	\$ 9,225,774.46
200 - SPECIAL REVENUE FUND			
Assets			
Cash & Equivalents			
15300	Accounts Receivable	\$ -	
Liabilities			
Due To/From Other Funds			
20000	Accounts Payable		\$ -
35100	DTF General Fund	\$ 24,517.21	
Fund Balances / P&L			
Fund Balances			
38300	Fund Balance--Undesignated		\$ 44,532.46
Control Accounts			
37310-00	Revenue/Expense Control (Net)	\$ 20,015.25	
		\$ 44,532.46	\$ 44,532.46

Trial Balance
As of 06/30/2023
Audited

Fund Cat
300 - CAPITAL PROJECTS FUND

Assets

Liabilities

300-00-000-000-000-35010

Fund Balances / P&L

400 - RESERVE FUND-FIRST ADVISORS

Assets

400-00-000-000-000-11110-

Liabilities

400-00-000-000-000-20000
400-00-000-000-000-24200-
400-00-000-000-000-24202-
400-00-000-000-000-24560-
400-00-201-000-000-24209-
400-00-202-000-000-24205-
400-00-205-000-000-24206-
400-00-206-000-000-24207-
400-00-206-000-000-24208-
400-00-206-000-000-24211-
400-00-207-000-000-24283-
400-00-208-000-203-24212-
400-00-401-000-000-24405-
400-00-401-000-000-24473-
400-00-403-000-000-24470-
400-00-403-000-000-24471-
400-00-403-000-000-24474-
400-00-403-000-000-24475-
400-00-407-000-000-24204-
400-00-408-000-000-24406-
400-00-501-000-000-24500-
400-00-501-000-000-24570-
400-00-520-000-000-24571-
400-00-525-000-000-24572-
400-00-501-000-000-24573-
400-00-501-000-000-24584-
400-00-505-000-000-24203-
400-00-505-000-000-24501-
400-00-505-000-000-24583-
400-00-515-000-000-24581-

400-00-000-000-000-35010

-----Account-----		-- B A L A N C E --	
Number	Name	Debit	Credit
Cash & Equivalents			
10000	Cash in Bank	\$ 5,506,930.63	
15301	Accounts Receivable	\$ 15,828.22	
Payables			
20000	Accounts Payable		\$ 1,062,134.50
24560	Retainage Payable		\$ 278,162.31
Due To/From Other Funds			
35010	DTF General Fund	\$ 1,857,597.15	
Fund Balances			
38300	Fund Balance--Designated		\$ 7,981,060.66
Control Accounts			
37310-00	Revenue/Expense Control (Net)	\$ 1,941,001.47	
		\$ 9,321,357.47	\$ 9,321,357.47

Cash & Equivalents			
11110-00	Reserve Monies Invested	\$ 6,105,800.20	
Payables / Reserves			
20000	Accounts Payable		\$ 101,441.62
24200	Capital Land Acquisition		\$ 298,721.67
24202	Capital Gains		\$ 1,202,887.41
24560	Retainage Payable		\$ 7,823.41
24209	Town Manager Telephone		\$ 31,175.44
24205	Town Clerk Preservation		\$ 58,306.40
24206	Finance/Treasurer Equipment		\$ 16,568.18
24207	Assessor Revaluation		\$ 197,037.52
24208	Assessor Equipment		\$ -
24211	Assessor Aerial Photo		\$ 13,329.85
24283	CEO Work Truck		\$ 33,297.08
24212	GG Benefit Accrual Reserve		\$ 154,818.40
24405	Police Dept Capital Improvement		\$ 164,080.20
24473	Police Dept Training		\$ -
24470	Fire Dept Building		\$ 113,428.18
24471	Fire Dept Equipment		\$ 1,419,015.97
24474	Fire Dept Ponds/Dry Hydrants		\$ 75,712.91
24475	Donation Reserve - NEHAS		\$ -
24204	AW Dog Reserve		\$ 6,090.92
24406	DSP Capital Improvement		\$ 132,790.40
24500	PW Equipment		\$ 288,047.50
24570	PW Building		\$ 133,947.47
24571	PW Grounds Reserve		\$ 31,256.71
24572	PW Parks & Cemetery Reserve		\$ 43,177.91
24573	PW Roads		\$ 247,673.83
24584	PW Bait House		\$ 5,251.49
24203	WW Bond Payment		\$ 312,177.37
24501	WW Capital Improvement		\$ 86,500.27
24583	WW Work Truck		\$ 102,037.61
24581	Refuse Work Truck		\$ 353,569.86
Due To/From Other Funds			
35010	DTF General Fund		\$ 475,634.62
		\$ 6,105,800.20	\$ 6,105,800.20

Trial Balance

As of 06/30/2023

Audited

Fund Cat	Account	-- BALANCE --	
		Debit	Credit
500 - TRUST FUND - BAR HARBOR TRUST SERVICES			
Assets			
500-00-000-000-000-10200-	Cash & Equivalents		
	10200 Investments	\$ 23,256.36	
Liabilities			
500-00-000-000-000-20000	Payables		
	20000 Accounts Payable		\$ 62.00
500-00-000-000-000-35010-	Due To/From Other Funds		
	35100 DTF General Fund		\$ 979.45
Fund Balances / P&L			
500-00-000-000-000-29910-	Fund Balances		
500-00-000-000-000-29800-	38300 Fund Balance-Reserved		
500-00-000-000-000-29900-	29910 Cemetery Trust		\$ 3,620.75
	29800 Horace Reynolds Scholarship Fund		\$ 12,231.90
	29900 Frank Stanley Trust		\$ 6,362.26
	Control Accounts		
	37310-00 Revenue/Expense Control (Net)	\$ -	
		<u>\$ 23,256.36</u>	<u>\$ 23,256.36</u>
600 - MARINA FUND			
Assets			
600-00-000-000-000-11000	Cash & Equivalents		
600-00-000-000-000-11100	11000 Land	\$ 103,200.64	
600-00-000-000-000-11110	11100 Buildings	\$ 4,108,383.12	
600-00-000-000-000-11200-	11110 Investment - Reserves	\$ 971,331.85	
600-00-000-000-000-13000-	11200 Construction in Progress	\$ 254,245.81	
	13000 Accumulated Depreciation		\$ 1,185,630.28
Liabilities			
600-00-000-000-000-20000	Payables		
600-00-000-000-000-24550-	20000 Accounts Payable		\$ 10,488.53
600-00-000-000-000-24560-	24550 Accrued Interest		\$ 24,835.77
600-00-000-000-000-25000	24560 Retainage Payable		\$ 10,418.47
	25000 Bond Payable		\$ 879,999.99
600-00-000-000-000-35010	Due To/From Other Funds		
	35010 DTF General Fund	\$ 1,012,787.22	
Fund Balances			
600-00-000-000-000-37100	Fund Balances		
600-00-000-000-000-38300	37100 Investment Capital		\$ 2,400,199.30
600-04-102-000-000-24600-	38300 Fund Balance-Unassigned		\$ 861,337.36
600-04-102-000-000-24601-	24600 SH Marina Dock		\$ 82,718.87
600-04-102-000-000-24670-	24601 SH Marina Moorings/Floats		\$ 125,366.09
600-04-103-000-000-24670-	24670 BI Marina Dock		\$ 36,962.34
600-04-103-000-000-24671-	24671 BI Marina Moorings/Floats		\$ 53,899.64
600-04-101-000-000-24680-	24680 NH Marina Capital Improvement		\$ 47,514.69
600-04-101-000-000-24681-	24681 NH Marina Moorings/Floats		\$ 357,953.04
600-04-101-000-000-24683-	24683 NEH WK Truck Reserve		\$ 22,914.36
600-04-101-000-000-24686-	24686 NH Marina Boat		\$ 108,197.80
600-04-101-000-000-24687-	24687 NH Marina Equipment		\$ 10,254.65
	Control Accounts		
	37310-00 Revenue/Expense Control (Net)	\$ 231,257.46	
		<u>\$ 6,449,948.64</u>	<u>\$ 6,449,948.64</u>
700 - DEBT SERVICE FUND			
Liabilities			
700-00-000-000-000-22004	Bonds Payable		
700-00-000-000-000-22008	22004 2004 Sewer Bond-Seal Harbor		\$ 440,000.00
700-00-000-000-000-22013-	22008 2009 Sewer Bond-Somesville		\$ 353,331.37
700-00-000-000-000-22016-	22013 2013 Sewer Bond-Northeast Harbor		\$ 2,477,975.00
700-00-000-000-000-22017-	22016 2016 Sewer Bond-Bracy Cove - 2		\$ 108,091.00
700-00-000-000-000-25002-	22017 2016 Sewer Bond-Bracy Cove - 1		\$ 792,665.00
700-00-000-000-000-25013-	25002 2002 School Construction		\$ -
700-00-000-000-000-25015-	25013 2013 Public Works Garage Bond		\$ 784,038.30
700-00-000-000-000-25016-	25015 2015 Public Works Small Cap Projects		\$ 182,991.01
700-00-000-000-000-25017-	25016 2016 Street Lights		\$ 9,690.14
700-00-000-000-000-25018-	25017 2017 Small Capital Projects		\$ 548,633.28
700-00-000-000-000-25019-	25018 2018 Road Projects		\$ 3,939,831.35
700-00-000-000-000-25020-	25019 2019 Sweeper		\$ 32,810.44
700-00-000-000-000-25021-	25020 2020 Crosswalks		\$ 250,058.29
700-00-000-000-000-25022-	25021 2020 Rte 198 #3 Loan		\$ 236,000.00
700-00-000-000-000-25023-	25022 SR 2022 SV FS Bond		\$ 1,000,000.00
700-00-000-000-000-25024-	25023 SR 2022A NEH FS & Fiber Bond		\$ 5,582,427.00
	25024 SR 2023 Small Projects		\$ 2,550,000.00
Fund Balances			
700-00-000-000-000-37300	38300 To be provided for debt - assigned	\$ 19,288,542.18	
		<u>\$ 19,288,542.18</u>	<u>\$ 19,288,542.18</u>
		<u>\$ 50,459,211.77</u>	<u>\$ 50,459,211.77</u>

Tax Assessor's Report

This report covers the 2022-2023 fiscal year (July 1, 2022, through June 30, 2023), during which the Assessing office was busy analyzing property sales, completed a town-wide revaluation, assessing new construction and personal property for the new tax year. The number of arms-length sales decreased slightly during this period over last year (44 previously), with 42 qualified sales, of which 22 were existing dwellings, 13 vacant land sales, 6 ocean/waterfront properties, and 1 commercial property sale. Analysis of those sales (post-revaluation) suggests the average ratio of assessed value to market price was 85% during this period (up from the 71% average ratio last year). The median sale price during this period was \$545,000, which is a 2.8% increase over last year's median price of \$530,000. Sales continue to be monitored closely, and adjustments made when warranted.

Three Year Summary of Assessed Values

Fiscal Year:	<u>2020-2021</u>	<u>2021-2022</u>	<u>2022-2023</u>
Total Land Value:	\$1,508,000,900	\$1,507,500,900	\$1,389,091,590
Total Building Value:	\$796,053,700	\$808,314,700	\$1,188,760,300
Personal Prop. Value:	<u>\$6,953,400</u>	<u>\$7,328,400</u>	<u>\$9,054,100</u>
Total Assessed Value:	\$2,311,008,000	\$2,323,144,000	\$2,586,905,990
Total Exempt Value:	<u>(\$232,217,880)</u>	<u>(\$232,339,380)</u>	<u>(\$233,471,379)</u>
Total Taxable Value:	\$2,078,790,120	\$2,090,804,620	\$2,353,434,611

This summary reflects an overall 11.2% increase in total taxable value from \$2,090,804,620 to \$2,353,434,611 between F.Y. 2021-2022 and F.Y. 2022-2023. The increase in taxable value was largely due to the town-wide revaluation, new construction, additions, renovations, and parcel splits. The increase in total taxable value was used to calculate a reduced tax rate of \$8.04 per \$1,000 of assessed value, which was a 2.6% decrease from the previous year's tax rate of \$8.25. There were 28 abatements issued in 2022-2023, for a total reduction in assessed value of \$4,717,570, or \$37,929.27 tax dollars abated. There were 2 supplemental tax bills issued for \$12,456, or \$1,549,250 assessed value supplemented in the 2022-2023 tax year.

The Assessing Office maintains a record of each property within the town. The records contain prior ownership information, building characteristics, sale prices, copies of deeds, tax maps and aerial photographs. The Assessing Office maintains these records to provide equitable and accurate assessments of property for tax purposes. All records are open to the public for their inspection in the office and are also available for research or review online through the Town's website: www.mtdesert.org.

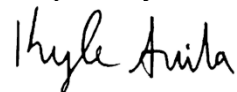
Taxpayers who have questions about their assessments are encouraged to request a review with the Assessor. Anyone who would like to file for abatement may do so within 185 days from the date of tax commitment. Applications are available at the Town Office, or on-line at the Town's website, www.mtdesert.org.

Maine law provides partial, local property tax relief to certain veterans, blind persons, and qualified year-round Maine residents (Homestead Exemption). Applications and additional information about these exemptions are available from the Assessor's Office. In addition, the State of Maine administers a Property Tax Fairness Credit that can be claimed on the Maine Income Tax Form for qualifying Maine Residents. For information regarding this program, call Maine Revenue Services at 207-626-8475.

The Town offers the Rural Wastewater Support Program for those property owners that qualify for the Homestead Exemption and have a subsurface wastewater system. Qualified homeowners should contact the Code Enforcement Officer for qualifications and applications for the Rural Wastewater Support Program.

If you have any questions, please call the Assessor's Office at (207) 276-5531. Business hours are Monday through Friday, 9 am - 4:30 pm.

Respectfully submitted,



Kyle Avila – CMA

Tax Collector
Lisa Young
taxcollector@mtdesert.org



Deputy Tax Collector
Elizabeth (Lydie) Yeo
deputytax@mtdesert.org

Tax Collector's Report

June 30, 2023

***All Fiscal Year 2023 information is unaudited**

Total FY 2023 Real Estate Property Tax Levy:	\$18,848,819.07
Total Abatements:	(\$29,726.69)
Total Supplemental:	\$4,253.16
Total Net Tax Levy	<u>\$18,823,345.54</u>
Total Transferred to Liens:	(\$96,943.51)
Total Payments & Credits	<u>(\$18,726,402.03)</u>
	(\$18,823,345.54)
Total Real Property Taxes Outstanding as of June 30, 2023	<u>\$0.00</u>

Tax Abatements Issued:

David A Dehaas	\$348.13
Davis Kendall - Trustee; Davis Family IRR Trust	\$562.80
Henry M Olearcek JR. & Julie D.	\$48.24
Davis L Kendall - Trustee & Salie G Davis - Trustee	\$34.57
Monica L Jones & Travis R Jones	\$637.57
Joseph P Renault Jr.	\$527.42
Basil C Mahaney & Lesley A	\$880.38
James R Robinson	\$1,035.55
Gilbert G Kinney & Ann R Kinney	\$1,760.76
Jonathan Haberman & Jung H Pak	\$812.84
Anne Savage & Alice - Trustees	\$664.10
Rye Field Partners LP	\$3,894.58
Rye Field Partners LP	\$3,875.28
Debra M Shabrach & Richard Shabrach	\$93.26
Jame E Gowen & Eliza M Gowen	\$261.30
Jesse R Hartson & Tara Hartson	\$192.96
Alexandra R Domingues	\$24.12
John Piergallini	\$497.68
Elizabeth S. Roberts	\$219.49
Marc L Frohman & Susan F Lapalombara	\$1,107.91
Carolyn Thomas & Barry L.	\$210.65
Stacy G Mason Living Trust	\$131.15
Jason D Irwin & Maryellen	\$431.28
Linda M Reynolds	\$417.29
David P Bendana & Alicia Martone	\$626.33



Robert A Ruth & Virginia K Ruth	\$926.61
Mount Desert Rental Co. LLC	<u>\$9,505.69</u>
Total Abated for 2023	\$29,727.94
Tax Supplementals Issued:	
Rye Field Partnership LP	\$4,253.16
Total Supplementals for 2023	<u>\$4,253.16</u>
Total FY 2023 Personal Property Tax Levy	\$60,459.54
Total Abatements:	\$0.00
Total Supplementals:	<u>\$0.00</u>
Total Net Tax Levy	\$60,459.54
Total Payments & Credits	(\$67,128.26)
	<u>(\$67,128.26)</u>
Total 2023 Personal Property Taxes Outstanding as of June 30,2023	<u><u>\$5,666.69</u></u>

Personal Property Abatements Issued:	
	<u>\$0.00</u>
Total Abated for 2023	\$0.00

Personal Property Supplementals Issued:	
	<u>\$0.00</u>
Total Supplementals for 2023	\$0.00

2023 Personal Property Taxes Outstanding	
Able Henry R Co LLC	\$799.36*
Tim Allen	\$70.75
Choco-Latte, LLC	\$229.94*
Keith Graves	\$70.75
Tobyn Hanson	\$477.58
NEH Tennis Club	\$400.39*
Robb Gordon	\$3560.92
Tim Murphy Studios	\$56.28*

2020 Personal Property Taxes Outstanding	
Moore, Katelyn	\$451.56
Rich, Jensen	\$218.63
Tan Turtle Tavern Too, Inc	\$745.71
2019 Personal Property Taxes Outstanding	
Moore, Katelyn	\$348.22
Rich, Jensen	\$168.74
2018 Personal Property Taxes Outstanding	
Moore, Katelyn	\$336.87
2017 Personal Property Taxes Outstanding	
Freshwater Stone	\$1,395.84
Moore, Katelyn	\$330.06



2016 Personal Property Taxes Outstanding	
Moore, Katelyn	\$322.79
2015 Personal Property Taxes Outstanding	
Moore, Katelyn	\$165.01
2014 Personal Property Taxes Outstanding	
Smith, David	\$195.30
Sprague, Shawn	\$87.23

*Paid After 6/30/23

Town Clerk

Happiness... consists in giving, and in serving others. **Henry Drummond**

In 2023 it was reported by *New England Travel* that Mount Desert Island surpassed Nantucket on the list of favorite islands in the continental U.S. The Town of Mount Desert certainly boasts its share of beautiful natural attractions, beaches, activities and amenities for both our residents and visitors to enjoy. New for 2023, Northeast Harbor now has an ice rink on the Village Green to enhance the residents' winter activities. It's a joy to see the rink in use by the community. We are grateful for the many residents that work very hard to keep our little town running smoothly and continually come up with great ideas for the municipality.

The Clerk's office strives to provide accurate, reliable information in a timely, courteous, and impartial manner to residents and visitors; to work cooperatively with the Boards, Commissions, and Committees of the Town; and to comply with all the Federal, State, and Local statutes which define the scope of the Town Clerk's duties. As the custodian of the Town's historical documents and vital records, we work to safeguard these items and to ensure their preservation so that they will be available for future generations.

As part of our commitment to professionalism and knowledge for serving you to the best of our abilities, I am pleased to report that all three of your clerks are Certified Clerks of Maine (CCM). The certification status is gained through a combination of education and professional experience and scoring at least an 85 or more on each of a three-part exam from the Maine Town & City Clerks' Association. All told, your clerks have combined experience of over 60 years. Jennifer brings more than 25 years of clerk experience to the office, Elizabeth brings nearly 25 years of Clerk experience, and I have 14 years of clerk service. Many thanks to my deputy clerks, Jennifer Buchanan and Elizabeth Yeo, for their creativity and dedication to serving our citizens.

Elections in 2023 were blessedly few with only two (2) elections: one (1) the Annual Town Meeting (Candidate Election on May 1) and the Open Floor at the Neighborhood House on May 2 and, (2) a State Referendum Election - November 7, 2023. A nice break before 2024, which promises to be a busy election year with two (2) primaries, a presidential election, and at least one town meeting.

The Town's website (www.mtdesert.org) is a terrific resource for what's happening and for the many on-line services offered for the convenience of our residents. Re-registration of motor vehicles, trailers, ATV's, snowmobiles, and boats, dog license renewals, hunting and fishing licenses, and the ability to make tax payments are all available from our website. Many of our residents take advantage of these services and avoid lines in the Town Office.

Additionally, you can sign up to receive town alerts, news/announcements, and meeting agendas that might be of interest to you under E-Alerts. The website offers easy access for residents to receive information and keep abreast of relevant notices and news. If you haven't already, we encourage to you to become familiar with the Town's website and the information/services available to you 24/7.

The clerks enjoy seeing old friends and meeting new ones when you come into the Town Office for business or to grab a fireball for yourself, or a "treat" for Sparky. We continue to ask that you bring your old registrations with you in order for us to provide you with the best possible service. Many of you can attest to how much more efficiently we are able to process your transactions when you come prepared. As the State of Maine updates their technology, the various State departments have notified clerks that it will be imperative that proper documentation be presented in order to renew licenses and registrations. For example, you will be required to provide your registration number or MOSES ID for any Inland Fisheries transactions (boat, ATV, snowmobile, hunt/fish). Many towns are turning away individuals without proper documentation; we will continue to do our best to locate your correct record within the State's systems.

Many of our citizens are involved in the improvement of our community. It takes a great deal of love and commitment from our people to make Mount Desert the extraordinary town that it is. We greatly appreciate the generosity of time and efforts individuals have given. If you would like to be a part of the many hands that are energizing our town, please contact me at 276-5531 for a “Resident Request for Appointment to Board or Committee” form; or visit our website www.mtidesert.org and click on Document Center, and look under **Town Clerk** for the *Volunteer on a Board/Committee* link.

We are thankful for our Elected Officials, Town employees, and our townspeople for their dedication to making this very special community “the way life should be”. I am humbly grateful to my immediate teammates, Jennifer and Elizabeth, for their inspiration, aid, encouragement and invaluable contributions to the work we do for you. I couldn’t do what I do without them. We are here to serve you, our residents, and we thank you for your support.

Town Clerk’s Statistical Report:

We remember and honor the following friends and family members whose deaths were recorded in our town during the calendar year 2023: Robert Allen Barrows, Sr., Edward Paul Bonville, Frances C. Bowden, Alice G. Carter, Kristen M. Carter, Campbell Cary, Eugene Bernard Clifford, Albert Ross Couchman, III, John Herbert Donaldson, John Charles Doyle, Robert Barry Fernald, Elma Celeste Fletcher, James Milton Gonzales, Raymond C. Gray, Richard Whitney Hamblen, Lucille Dillon Haynes, Paul Alexander Jewett, Mary S. Jordan, Holly Lynn Manheim, Sandra H. Modeen, Stephen Philip Montminy, Marie G. Nolf, James Randall Reed, Michael E. Roe, Gordon William Schoen, Manual Silva, Jr., Charlotte K. Singleton, Kathryn Knowles Suminsby, Rodman Ellison Thompson, Jr., Carol Ann Tonini, Beth Ann Walls, Joanne F. Walls, Penelope Anne Wilson, and Dianne H. Young. We apologize if it appears we missed someone; State Law requires that we list only those names officially documented in our records.

2023 saw the death of our current Boston Post Cane Recipient, Marie Nolf, who passed at the age of 102! The Boston Post Cane is a New England tradition since 1909. The cane is awarded to each town’s oldest living citizen in over 700 New England Towns. As the years went by some of the canes have been lost, stolen, taken out of town and not returned, or destroyed by accident. The Town of Mount Desert is lucky enough to still have our original cane, which is on display in the Town Office lobby. Recipients receive a certificate and substitute cane so that we can retain this important piece of history. For more information on Mount Desert’s Boston Post Cane, visit the town’s website at: <https://www.mtidesert.org/town-clerk/pages/boston-post-cane-information> or stop in at the Clerk’s office.

	<u>2014</u>	<u>2015</u>	<u>2016</u>	<u>2017</u>	<u>2018</u>	<u>2019</u>	<u>2020</u>	<u>2021</u>	<u>2022</u>	<u>2023</u>
Record of Births	17	16	12	11	12	16	10	10	16	10
Record of Marriages	28	26	23	8	16	58	40	59	62	66
Record of Deaths	15	20	21	21	21	16	25	29	22	34
Dog Licenses	280	260	233	300	284	265	277	289	280	261
Hunt, Fish Licenses	126	110	152	146	132	129	107	75	66	63
Clam Licenses	21	23	40	26	18	12	4*	3*	2	12

*License extended by selectboard during COVID

We look forward to assisting you in the future and hope your experiences with our office are always pleasant and provide the satisfaction you have come to expect.

Respectfully submitted,

Claire Woolfolk

Claire Woolfolk,
Town Clerk/Registrar of Voters





Code Enforcement Office

Code Enforcement Officer/Building Inspector/Plumbing Inspector

In the calendar year of 2023, this office issued: 145 Building Permits, of which 55 were regulated in the Shoreland Zoning District. There were 82 Subsurface Wastewater Disposal System/Internal Plumbing Permits, 20 Municipal Sewer Hookup/Impact Permits, 27 Code Enforcement Officer Permits, 7 Flood Hazard Development Permits, 10 Demolition Permits, 23 Certificate of Occupancy Permits, 23 Road Opening Permits and 1 Mobile Vendor Licenses issued.

The Code Enforcement Department collected \$28,633.54 in Building Permits Fees, \$17,725.00 in Plumbing/Septic Permits Fees, \$15,200.00 in Sewer Connection/Impact Fees, \$5,311.73 in Road Opening Permit Fees and \$250.00 in Mobile Vendor License Fees.

The CEO inspected 12 (seasonal) septic tanks and the Town paid \$4,350.00 for the pumping and disposal of the sludge.

The CEO inspected 40 (year-round) septic tanks, and the Town paid out \$200,564.00 for the Rural Wastewater Treatment Support Program.

The breakdown of the 2023 Building Permits are as follows:

New One-Family/Accessory Residential Dwelling Units	18
Reconstruction/Replacement of One-Family Residential Dwelling Units	06
Two-Family Dwelling Units	02
Guest Houses	02
Accessory Structures (garages, sheds etc.)	30
Additions including decks, patios & porches	23
Renovations	39
Foundations	07
Generators	04
Fences, & Walls	05
Signs	03
Marine Structures (New and Replacement)	05
Change of Use	<u>01</u>
Total:	145

The breakdown of the 2023 Plumbing Permits are as follows:

Subsurface Wastewater Disposal Systems	26
Internal Plumbing	<u>56</u>
Total:	82

Commercial/Non-Profit Permit(s):

Union Meeting House Society – 1132 Main Street, Somesville, Tax Map 020 Lot 019.

Tear down existing front entryway stairs, ramp and deck leading into church. Reconstruct stairs, ramp & deck. Expand deck and ramp, in compliance with Planning Board Approval (CUA#001-2023).

Henry R. Abel Co, LLC – 13 Abels Lane, Mount Desert, Tax Map 008 Lot 078-002.

Replace the existing sign near Route 198, in compliance with MDOT approval of March 3, 2023. Each business is not permitted to exceed 32 sq. ft. of signage in aggregate without receiving Planning Board review and approval. Exterior lighting to meet LUZO requirements.

Global Tower Assets, LLC - SITE #ME-5181- 14 Someshenge Way, Somesville, Tax Map 010 Lot 147-002.

Install a diesel generator on concrete slab within existing Somesville cell tower compound. No change to tower height, in compliance with submitted plans.

The Community School of Mount Desert – 585 Sound Drive, Mount Desert, Tax Map 010 Lot 161.

Erect a 20' diameter yurt on existing platform to house a library, as reviewed and approved by the State Fire Marshals Office permit #29215 and Planning Board on March 22, 2023, CUA #003-2023.

Town of Mount Desert - Ponds End – Mount Desert, Tax Map 017 Lot 003.

Replace existing temporary dock & ramp, with low profile temporary dock and ramp. Same exact size and location, as endorsed by the Board of Selectmen on December 5, 2022.

College of the Atlantic – 169 Beech Hill Road, Mount Desert, Tax Map 009 Lot 043.

Erect a 48' X 21' greenhouse, in compliance with submitted plans.

Kennebec Cottage Associates, LLC – 119 Main Street, Northeast Harbor, Tax Map 024 Lot 088.

Erect signage (window decal - 32" X 11") not exceeding 32 sq. ft. in aggregate as permitted under Section 6B.15.7.2 of the Town of Mount Desert's Land Use Zoning Ordinance. "The Nook".

Crown Castle - AT & T Towers – 30 Pasture Farm Rd., Mount Desert, Tax Map 011 Lot 008-001-001.

Replace 6 antennas, 6 radio units, add 3 radio units, and add 3 surge units to and existing 125' monopole cell tower, in compliance with submitted plans.

Mount Desert 365 - College of the Atlantic – 141 Main Street, Northeast Harbor, Tax Map 024 Lot 078.

Erect two awnings, in compliance with submitted plans and details.

Global Tower Assets, LLC - Site #ME-5181 – 14 Someshenge Way, Somesville, Tax Map 010 Lot 147-002.

Replace Antennas, RRU's, Cables on existing cell tower. Install enclosure and battery cabinet, in compliance with submitted plans.

Asticou Hospitality, LLC – 15 Peabody Drive, Northeast Harbor, Tax Map 005 Lot 014-001.

Renovate (demo) interior of Asticou Inn, in compliance with submitted plans.

Friends of Acadia – 75 Jordan Pond Road, Seal Harbor, Tax Map 004 Lot 003.

Construct a 5-Bedroom One-Family Residential Dwelling Unit, A 3-Bedroom Accessory Residential Dwelling Unit & A 19'-1" X 18'-6" Generator and Dumpster area enclosed by a 6' high solid fence with gate/doors, in compliance with submitted plans.

Respectfully submitted,

Kimberly Keene
Code Enforcement Officer
Building Inspector
Local Plumbing Inspector



**BAR HARBOR & MOUNT DESERT
POLICE DEPARTMENT**
David Kerns, Chief of Police
dkerns@barharmormaine.gov



BHPD
37 Firefly Lane
Bar Harbor, Maine 04609
Tel: 207-288-3391

MDPD
21 Sea Street, PO Box 248
NE Harbor, ME 04662
Tel: 207-276-5111

**Bar Harbor & Mount Desert Police Department
Annual Report
January 1, 2023 through December 31, 2023**

Greetings,

Our Patrol Division is staffed 24/7 and our Dispatch Office is staffed 7 days/week from 7:00am to 11:00pm. Our Public Safety Dispatch Services are enhanced with redundancies between MD and BH facilities and federal radio frequencies. In 2022, due to a staffing shortage with overnight dispatching, we closed our dispatch center in Mount Desert from 11pm-7am with all calls being forwarded to Bar Harbor PD. Because of our dispatch enhancements and redundancies between two towns, this proved to be very successful and we have continued to operate with this schedule on a permanent basis.

Our staff consists of 21 full time sworn officers (6 Mount Desert & 15 Bar Harbor) and 7 dispatchers (3 Mount Desert & 4 Bar Harbor), 1 Dispatch Supervisor (MD), 1 Mental Health Liaison (BH), 1 Assistant Harbormaster (BH), 1 Animal Control Officer (BH & MD), and several seasonal staff for parking enforcement and cruise ship activities. Our dispatch supervisor is trained as our Terminal Agency Coordinator (TAC) responsible for ensuring all staff complies with FBI regulations for our NCIC terminals. All full time dispatchers are certified as Terminal Control Operators. Our dispatchers answer general questions about the town and dispatch for Police, Fire, EMS, Public Works employees and school busses. We offer a Good Morning Program to our elderly population which allows our day time dispatchers to make daily phone contact with each participant to ensure their well-being. We currently have 6 participants in this program, 3 are Mount Desert Residents and 3 are Bar Harbor Residents. Anyone interested in participating in this program can contact the Mount Desert & Bar Harbor Police Department for more information.

All of our Police Officers have law enforcement authority in both towns. Our Officers are encouraged to develop specialties, many of which require special training and certifications. Among our full time patrol staff, we have 2 certified Drug Recognition Experts for impaired driving enforcement, several Field Training Officers for training new Police Officers, 1 trained School Resource Officer who serves in the local school system pursuant to our Memorandum of Understanding with AOS 91, Certified Firearms Instructors to provide biannual training for our Police Officers and to instruct on behalf of the Maine Criminal Justice Academy. In addition, we have Taser & Use of Force Instructors, a Forensic Interviewer for children disclosing sexual abuse and 8 Officers with Crisis Intervention Training. These officers have completed 40 hours of specialized training focused on de-escalation and community based services for people experiencing mental health crisis. Our Officers are encouraged to be involved with our community. If you have an idea you think can help with those efforts, please get in touch with us so we can work together to strengthen our community relationships.

During 2023, our long time Police Chief James Willis retired and former Captain David Kerns, who is a Bar Harbor employee, was promoted to the position of Police Chief. The Towns of Bar Harbor & Mount Desert continue to share their Police Chief. Through our new formal agreement between the two towns, the Chief's time is split between the two communities and Mount Desert pays Bar Harbor for 40% of the expenses related to this position. This agreement also allows us to share our Captain, Administrative Assistant and Mental Health Liaison all who are Bar Harbor employees. The Town of Mount Desert reimburses the Town of Bar Harbor for 40% of the expenses related to these positions.

We continue to utilize a single work schedule for our patrol and supervision of both PD's that provides for a minimum number officers to be on duty at a time, and for a Supervisor to be on duty 18 to 20 hours a day, seven days a week. Supervisors provide on call coverage during the remaining overnight hours. Our towns are divided into 3 patrol zones which ignore town lines and create enhanced call response times when compared to our departments working independently. Officers from both PD's routinely patrol and respond to calls in both towns, which helps us achieve our goal of enhanced services for our communities. Our policies and procedures are fully acclimated, as are our equipment and radio communications and records management systems.

In 2023, we continued with a paid and permit parking management and parking enforcement system which was integrated with Bar Harbor's system in 2022. We continue to utilize handheld enforcement devices for Harbormaster staff along with a parking kiosk which is installed in the Cranberry parking lot by the Mount Desert Town Office building. Residents and visitors to the Town of Mount Desert will continue to pay for parking directly at the kiosk or through an app on their phone.

During calendar year 2023, the Police Department responded to approximately 1,468 incidents. Of these incidents, 49 resulted in individuals being charged with criminal charges and 38 involved traffic tickets issued for non-criminal traffic infractions. Below is a summarized listing of the types of incidents we responded to with totals for each. While not inclusive of all incidents, this listing provides an overview of Police Department related activity in town.

False 911 Call – 227	Activated Alarm – 143	Information - 142	M/V Accident – 107 (includes 6 w/PI)
Animal Complaint - 69	Motor Vehicle Complaint - 69	Lost & Found Property - 61	Check Well-Being – 59
Suspicious Activity - 55	Citizen Assist – 50	Traffic Hazard - 34	Special Details – 34
Parking Complaints - 33	Medical - 31	Concealed Weapons Permits - 22	Thefts - 21
Trespassing - 19	Traffic Violation - 18	Disabled Motorists - 12	Domestic Calls - 11

Respectfully submitted,



David Kerns
Chief of Police



Police Chief, Jim Willis's town retirement party. It was an honor to work with you Chief! L to R: Deputy Town Clerk, Jennifer Buchanan, Police Chief Jim Willis and Police Dept. Admin Assistant, Karen Richter

Fire Department Report

On behalf of the men and women of the Mount Desert Fire Department (MDFD), I am proud to present the 2023 Annual Report. For the past eighteen years, it's been my pleasure to share your fire department's commitment to the residents, visitors, and businesses in our community. It also reflects our dedication to each other as a progressive fire service organization. The exceptional service provided by our officers and EMT/firefighters exemplifies our commitment to protecting our community. All full-time, per diem and on-call staff are committed to providing the highest level of service to the Town of Mount Desert and anyone we respond to.

In last year's report, I wrote about the rebuilding underway at the Northeast Harbor fire station to accommodate the additional staff needed for EMS and enabling us to operate from the station around the clock. I am happy to report that the project is nearly 100% complete and that we began staffing the station on February 5th of this year. The expanded fire station now has sleeping areas, a fitness room, a department meeting room, and a dayroom/kitchen for firefighters to operate from the building 24/7. Going forward, both the Somesville and Northeast Harbor fire stations will be staffed 24 hours a day with 2 FF/EMTs, fire apparatus and an ambulance in each station. The Seal Harbor station will continue to be staffed by on-call firefighters.

The Mount Desert Fire Department responded to 679 requests for our services for 2022, a considerable increase over the 604 the previous year. Of those, 320 were fire related while the remaining 359 were requests for EMS responses. We pride ourselves in our "All-Hazards" response capabilities, with the ability to respond to medical emergencies, fires, hazardous material releases, water emergencies, technical rescue incidents, as well as other emergencies and general assistance that occur in the community. We anticipate a steady increase from year to year primarily due to the steady rise in EMS requests. A full breakdown of call types follows this report.

2023 also brought on the opportunity for several new hires. With the addition of the new full-time members, we are nearly fully staffed with one Firefighter/Paramedic position remaining open. We would like to welcome the following as new appointees to the MDFD as career Firefighters/EMTs:

- Sarah Adelberg, FF/EMT-A
- Christopher Baker, FF/EMT-P
- William Shepard, FF/EMT-B
- Christopher Wiebusch, FF/EMT-B
- Cynder Johnson, FF/EMT-A
- Jonathon Zumwalt, FF/EMT-P

This report would not be complete without a special thanks to Assistant Chief Thomas Wallace, who stepped down from the department late in 2023. AC Wallace served in that position for the entire existence of MDFD, which was established in 2001. Tom dedicated nearly four decades of his life to the protection and safety of the residents and visitors of Mount Desert, beginning his career with the Northeast Harbor Fire Company. His service and dedication have positively

impacted many lives through his career. We owe a tremendous debt of gratitude to Tom for his 40 years of selfless service and commitment to the Town of Mount Desert

I would like to take this opportunity to express our appreciation to the Select Board and Warrant Committee, the many town departments with whom we work, and to the community for their continued support. I would also like to recognize and thank our members, both volunteer and career, their spouses, and families. I am honored and humbled to serve as the fire chief of this amazing organization.

Respectfully submitted,

Michael D. Bender, Fire Chief



Mount Desert Fire Department



Count of Incidents by Incident Type for Incident Status for Date Range

Incident Status(s): All Incident Statuses | Sort By: Incident Count | Start Date: 01/01/2022 | End Date: 12/31/2022

INCIDENT TYPE	# INCIDENTS
321 - EMS call, excluding vehicle accident with injury	230
311 - Medical assist, assist EMS crew	73
745 - Alarm system activation, no fire - unintentional	41
743 - Smoke detector activation, no fire - unintentional	29
444 - Power line down	23
735 - Alarm system sounded due to malfunction	20
611 - Dispatched & cancelled en route	19
324 - Motor vehicle accident with no injuries.	16
320 - Emergency medical service, other	12
622 - No incident found on arrival at dispatch address	12
553 - Public service	10
744 - Detector activation, no fire - unintentional	9
111 - Building fire	7
322 - Motor vehicle accident with injuries	7
746 - Carbon monoxide detector activation, no CO	7
733 - Smoke detector activation due to malfunction	6
412 - Gas leak (natural gas or LPG)	5
740 - Unintentional transmission of alarm, other	5
116 - Fuel burner/boiler malfunction, fire confined	4
463 - Vehicle accident, general cleanup	4
651 - Smoke scare, odor of smoke	4
661 - EMS call, party transported by non-fire agency	4
342 - Search for person in water	3
413 - Oil or other combustible liquid spill	3
445 - Arcing, shorted electrical equipment	3
500 - Service Call, other	3
561 - Unauthorized burning	3
736 - CO detector activation due to malfunction	3
112 - Fires in structure other than in a building	2
113 - Cooking fire, confined to container	2
141 - Forest, woods or wildland fire	2
300 - Rescue, EMS incident, other	2
352 - Extrication of victim(s) from vehicle	2
411 - Gasoline or other flammable liquid spill	2
424 - Carbon monoxide incident	2
531 - Smoke or odor removal	2
550 - Public service assistance, other	2
652 - Steam, vapor, fog or dust thought to be smoke	2

This report displays Incidents by Incident type for the selected Incident Status (es) and chosen date range. Nemsis 2 & 3 Incidents Included.



715 - Local alarm system, malicious false alarm	2
730 - System malfunction, other	2
734 - Heat detector activation due to malfunction	2
800 - Severe weather or natural disaster, other	2
142 - Brush or brush-and-grass mixture fire	1
353 - Removal of victim(s) from stalled elevator	1
381 - Rescue or EMS standby	1
400 - Hazardous condition, other	1
410 - Combustible/flammable gas/liquid condition, other	1
441 - Heat from short circuit (wiring), defective/worn	1
442 - Overheated motor	1
510 - Person in distress, other	1
521 - Water evacuation	1
541 - Animal problem	1
700 - False alarm or false call, other	1

Total Incidents

604



This report displays Incidents by Incident type for the selected Incident Status (es) and chosen date range. Nemsis 2 & 3 Incidents Included.



Town of Mount Desert

John Lemoine, Harbormaster
40 Harbor Drive, P.O. Box 237
Northeast Harbor, ME 04662-0248
Telephone 207-276-5737 Fax 207-276-5741
E-mail Address harbormaster@mtdesert.org
Web Address www.mtdesert.org

Harbormaster

Once again, the Northeast Harbor Marina has proven to be a desired destination for many boaters. Slip and mooring rentals were up from 2022. The marina continues to receive rave reviews from visiting boaters. The Launch boat had a busy season and received many compliments on its facelift. The Food Truck continues to be a welcome amenity. The upgrade to the North and Public dock ramps have been completed, the new longer ramps have made access at low tide easier. 2023 turned out to be the busiest year ever for the marina.

Bartlett Landing and Seal Harbor continue to have increased activity. Though there is a lot of commercial activity in these areas, there also has been an increase in recreational use.

I would like to thank all the members of the Harbor Committee for their time and effort that they have put in this year. I would also like to thank the office staff at the Town office for their help, the marina staff for their hard work, and the other departments that we rely on throughout the year.

In closing I would like to say thank you to the residents of the Town of Mount Desert, for the continued support of your harbors and marina.

Respectfully Submitted,
John Lemoine
Harbormaster

Storm damage, Jan 2024.

Top left: Road to Seal Harbor
Little Long Pond area.

Bottom left: Town Pier
flooding.

Bottom right: Ramp damaged
and off its stone footing.



Public Works Department

In January 2023 I began working for the Town of Mount Desert as the Public Works Director taking over from Tony Smith, who retired the previous October. Tony served as the Director for more than 20 years and stayed on as a consultant to the Town through early 2023. I was fortunate to spend a few weeks working with him as I settled in to my new role. I'm very thankful to Tony for his assistance and his great knowledge of the Public Works Department as it helped me learn a great deal and transition to my new role.

My family and I moved to Mount Desert Island in 2015 and have been Town of Mount Desert residents since 2016. I have had several roles within the Town since becoming a resident including the Warrant Committee, Finance Committee, and Mount Desert Elementary School Committee. I have appreciated getting to know the many elected and volunteer individuals that help make the Town run and make it a wonderful place to live and work. With this new role as Public Works Director, I've had to reduce my participation on those committees and only remain on the School Committee. I have always participated in community activities in the places I have lived, and I'm excited for this opportunity contribute to my town as an employee.

The Public Works Department typically has 18 full time employees working in the Highways, Waste Management, Buildings & Grounds, Parks & Cemeteries, Environmental Sustainability, and Wastewater Divisions. The Department also tries to hire seasonal help in the Parks & Cemeteries and Waste Management Divisions to assist with the busy summer season. Our dedicated staff, led by Public Works Superintendent Ben Jacobs and Wastewater Superintendent Ed Montague, manage and maintain a wide range of facilities across the Town and provide support to other departments of the Town. This crew does a fantastic job with a high standard of workmanship and great care for the community. I think I speak for many of the residents when I say "Thank you" to this great crew.

In September we wished a fond "Farewell" to Dave Higgins with a retirement party at the Town Garage. Dave was an employee of the Wastewater Division for many years and has been an active member of the fire department for even longer. He has been a valuable member of this island community his whole life having grown up in Bar Harbor, the son of the Fire Chief, to living and working in Mount Desert. Dave continues to work with the Mount Desert Fire Department. We appreciate all that Dave has done and continues to do for the Town and wish him well in his retirement.



The first significant project I was involved with was the continuation of the Northeast Harbor Village Center Improvement. Much of the work of the project had been completed prior to my being the Director. The primary remaining items were the final paving and construction of a small pocket park by the Great

Public Works Department

Harbor Maritime Museum. I spent a significant amount of time trying to ensure that the work was completed to the design specifications, and, with the assistance of our engineering firm, we came close. I don't believe we have a final product that meets the standards that we expect, and I will continue to work with our engineers and the contractor on some final improvements this spring.

Another major project from last year was the replacement of a culvert on Beech Hill Cross Road to allow for improved aquatic organism passage (AOP). Typical culvert designs using round pipes constrict the flow of a brook which increases the velocity of the flowing water. That increased velocity impacts the ability of fish, amphibians, and reptiles to move through the culvert as well as causing damage to streambanks above and below the culvert. The Beech Hill Cross Road, at the culvert, also suffered significant damage from high flow events during intense precipitation. The road had to be closed several times due to high flow and the resulting damage. The installed concrete box culvert, designed for AOP, essentially allows Denning Brook to flow freely from one side of the road to the other. The culvert also allows for stream banks to be continuous through the culvert such that animals using those banks can walk through the culvert. The Town was awarded a grant to offset a significant portion of the cost of the culvert replacement from the Maine Department of Environmental Protection because it was designed for AOP. The new culvert should have a much longer lifespan with much less maintenance costs than a typical culvert design.



The Wastewater Division continued to map the Towns sanitary sewer collection system through a contract with Vortex Services. The mapping is being done across all four collections systems: Somesville, Otter Creek, Seal Harbor, and Northeast Harbor. During the mapping process, the collection lines and manholes are inspected and cleaned. The collection of this data will provide Public Works with a detailed assessment of the condition of the collection system. The data will provide the basis for prioritizing maintenance and upgrades to the system.

The Annual Town Meeting in 2023 included the passage of a warrant to issue bonds for the renovation of three parking lots, two in Northeast Harbor adjacent to the Town Office and the Northeast Harbor Fire Station as well as one in Seal Harbor. Those renovations are on schedule for later this year. Another

Public Works Department

warrant passed last year was for the design of sidewalk improvements in Seal Harbor, Northeast Harbor, and Somesville. There is a warrant article for the continuation of those projects in this years Town Warrant. The tennis and pickleball courts at the Northeast Harbor Marina were also approved for renovation. The courts are in poor condition and are due for an upgrade. The past two winters have seen an additional activity at those courts with the installation of an ice rink, purchased through local donations. The rink has been very popular, drawing people from as far as Blue Hill and Bangor to skate. A team of local volunteers, through the Economic Development Committee, have raised additional funds to purchase and install a set of chillers keep the ice frozen. That installation has been added to the scope of the work to renovate the courts and will allow for a much-improved skating season.



Included in the Town Warrant this year is another paving project for improvements to the Gray Cow parking lot, Old Firehouse Lane, and the stairs that lead from Gray Cow to Harbor Drive. Other improvements included for consideration by the Town are renovations to Summit Road, Sea Street, and the sanitary sewer collection system that flows to the Sea Street Pump Station. The collection system suffers from excess water that enters either as surface water inflow or groundwater infiltration. The excess flows are greatest during large precipitation events and can have detrimental impacts on the operation of the pumping station and the wastewater treatment plant. Developing an approach to reducing the excess flow is an early step for the project. Reducing the excess flows will inform the design as improvements to both Sea Street and Summit Road proceeds. If successful, we can hopefully avoid replacing a sanitary sewer force main that runs in both of those roadways. The remaining warrant for consideration this year is for the purchase of the solar array at the Town Garage and for assessing additional solar array installations in collaboration with A Climate to Thrive. The Town currently purchases electrical power from the array at a discounted rate. This will be the first contract year for which the Town will have the option to purchase the solar array from ReVision Energy, the installer and owner. Solar array assessments will be done for the Otter Creek Pump Station, the Somesville Fire Station, and The Northeast Harbor Wastewater Treatment Plant. Each of those sites are anticipated to be fully owned by the Town and will result in cost savings for electrical use.

Thank you for the opportunity to serve as your Public Works Director. It is truly an honor and I enjoy being able to contribute to my hometown.

Brian L. Henkel, P.E.

Highway Department

Highway Crew

This is a nine-person division of the Public Works Department. It consists of a public works superintendent, a foreman, two mechanics, a heavy equipment operator and four mechanical equipment operators.

January and February 2023

- Plowed and sanded the roads and sidewalks during snow, sleet, and freezing rainstorms.
- Picked up old Christmas trees that residents put out curbside.
- Completed our Bureau of Labor Standards inspections, on for example, fire extinguishers, secondary containment structures and eyewash stations.
- Repaired a section of sidewalk on Sea Street.
- Cold patched various potholes throughout the town's villages.
- Hauled snow to our dumpsites at the Gray Cow parking lot and Suminsby Park.
- At the end of February, we posted heavy load limited signs restricting any unauthorized vehicles over 23,000 pounds, the use of the posted road unless the road was considered solidly frozen and when the air temperature was 32 degrees or below with no water in the cracks of the posted road.
- The crew performed maintenance and made repairs to our equipment and trucks in the public works department and other town departments.
- Cleaned off snow and ice from our catch basins.
- Cleaned the highway garage and bus garage.
- Erected signs throughout the town's villages.
- Worked with a local contactor to clean out the floor drain holding tanks at the highway garage.

March and April 2023

- Plowed and sanded roads during the snowstorms we received in March.
- Completed our Bureau of Labor Standards inspections, on for example, fire extinguishers, secondary containment structures and eyewash stations.
- Unposted our roads on April 14th.
- Removed plow gear from our trucks and equipment.
- Started sweeping sidewalks and roadways.
- Cleaned the highway garage and bus garage.
- Hauled snow from various dumpsites throughout town to Suminsby Park.
- Performed maintenance and made repairs to our equipment and trucks in the public works department and other town departments.
- Cold patched various potholes throughout the town's villages.
- Put the swim float and a new boat launching float in the water at Long Pond.
- Put out benches, trash cans and picnic tables for the season.
- Repaired washouts on Indian Point Road and Gray Farm Road.
- Installed and repaired signs.
- Had a successful clean up week.
- Trimmed trees on a section of Sargeant Drive.

May and June 2023

- Completed our Bureau of Labor Standards inspections, on for example, fire extinguishers, secondary containment structures and eyewash stations.
- Swept roadways and sidewalks.
- Attended a trench and excavation course.
- Ditched a section of Oak Hill Road.
- Cleaned the highway and bus garage.
- Painted crosswalks, center lines, and parking spaces.
- Repaired the steps that lead from Gray Cow parking lot to the town office parking lot.
- Cold patched various potholes throughout the town's villages.
- Repaired a wash out at the Northeast Harbor Marina.
- Replaced, straightened, and erected various signs.
- Hauled street sweepings to our dumpsite on Route 198.
- Repaired cedar rails on Seal Harbor Hill.
- Performed routine maintenance on trucks and equipment.

July and August 2023

- Continued to sweep roadways and sidewalks.
- Completed our Bureau of Labor Standards inspections on, for example, fire extinguishers, secondary containment structures and eyewash stations.
- Worked with a local contractor to ditch sections of Beech Hill Road.
- Ditched a section of Beech Hill Cross Road.
- Cold patched various potholes.
- Cleaned the highway and bus garage.
- Repaired edges of the road Indian Point Road.
- Repaired and raised sewer manholes on a section of Joy Road.
- Trimmed bushes around various signs throughout Northeast Harbor.
- Repaired a section of the boat ramp at the Northeast Harbor Marina.
- Worked with a contractor to paint center lines on Hall Quarry Road and Indian Point Road.
- Continued to paint crosswalks, parking spaces and centerlines throughout the town's villages. Some painting was performed at night to avoid traffic.
- Replaced, straightened, and erected various signs.
- Hauled gravel to our stockpile at the highway garage on Sargeant Drive.
- Installed a new swim float at Long Pond.
- Added new playground safe woodchips to both Otter Creek and Seal Harbor playgrounds.
- Started preparing plow trucks and equipment for the winter months.

September and October 2023

- Completed our Bureau of Labor Standards inspections on, for example, fire extinguishers, secondary containment structures and eyewash stations.
- Replaced a driveway culvert on Sargeant Drive.

- Worked with a local contractor to pave sections of Joy Road, Beech Hill Road and all of Oak Hill Road.
- Installed gravel driveway aprons on Joy Road, Beech Hill Road, and Oak Hill Road.
- Took delivery of our new Case front-end loader.
- Swept roads and sidewalks.
- Removed floats from Long Pond.
- Had a local contractor pump out our floor drain holding tanks at the highway and bus garages.
- Worked on snowplow equipment in preparation for the winter months.
- Picked up trash cans and benches and put them away in storage for the winter.
- Pressure washed and cleaned trucks and plow equipment.
- Cold patched various potholes.
- Prepped our salt/sand pile next to the highway garage so a local contractor could deliver winter sand in November.
- Cleaned the bus and highway garages.
- The crew performed maintenance and made repairs to our equipment and trucks in the public works department and other town departments.

November and December 2023

- Completed our Bureau of Labor Standards inspections, on for example, fire extinguishers, secondary containment structures and eyewash stations.
- Completed our annual health and safety training presented by the towns' Wastewater and Public Works Superintendents.
- Completed a chainsaw safety class presented by the Maine Local Roads Center.
- Swept up leaves throughout the town's villages.
- Shimmed the shoulders of Oak Hill Road with gravel.
- Worked with a local contractor to clean out our catch basins throughout the town's villages.
- Took delivery of approximately 2,000 cubic yards of winter sand from a local contractor. Using our front-end loader, we mixed road salt with each load of winter sand and put the mixture in our stockpile next to the highway garage.
- Installed a sand pad in front of the museum in Northeast Harbor for the Christmas festival Bonfire.
- Changed Main Street in Northeast Harbor from one-way to two-way traffic flow using signage.
- Continued working on trucks and equipment in preparation for winter.
- Plowed, sanded, and salted roads during a minor snowstorm.
- Disposed of unwanted lobster traps for the Harbor Master.
- Cold patched various holes throughout the town's villages.
- Cleaned the highway and bus garages.
- Dealt with receiving several inches of rain from several different storms keeping culverts and catch basin flowing properly. Collected downed trees from the winds that accompanied the rainstorms.

Solid Waste

This is a two-person division of Public Works with assistance provided by members of the highway department as needed throughout the year. When the summer runs start in mid-June the two full time employees each drive a refuse packer truck and we hire two seasonal employees to pitch garbage in the back of the refuse packer trucks. We only had one seasonal helper apply for one of the two part time positions, this helper did not work through the whole season, so members of the highway crew had to work with both refuse packer drivers for most of the summer.

- Did an excellent job keeping the area around the highway garage dumpsters organized and clean.
- Performed routine maintenance on the refuse packer trucks such as oil changes and lubrication.
- Cleaned and washed the refuse packer trucks weekly.
- Both refuse packer trucks that get used during the summer season were cleaned and prepared for the twice a week summer collection schedule.
- The 2023 summer season went well. As expected, some of the businesses asked for a third and fourth dumping of their dumpsters each week.
- The transition from the summer to the three-season collection schedule went smoothly.
- With the assistance of our recycling attendant, they did a respectable job keeping the recycling center next to the highway garage running smoothly.

Building & Grounds and Parks & Cemeteries

This is a one-person division of Public Works with assistance provided by members of the highway department as needed. Due to being unable to fill the vacant full-time position in this department, members of the highway department had to perform the duties of this division for much of the year. We hire a part time helper for the late spring-summer-early fall season whose primary responsibility is taking care of the mowing and weed whacking at the Village Green in Northeast Harbor and other areas in town as required.

- Did an excellent job removing snow to keep access to the various entrances to the town office and other town owned buildings.
- Cleaned the office areas and restrooms at the highway garage.
- Continued cleaning the portable toilets daily along with the rest rooms at the marina, and the Seal Harbor pier.
- Continued setting up for meetings, cleaning bathrooms in the town office and police department, vacuuming and assisting the admin staff with projects as needed e.g., assembling shelving, hanging pictures, repairing toilets, installing door closers and painting.
- Performed routine maintenance on mowing equipment and snowblower equipment.
- Fixed the cracks in the pavement on the tennis courts at the Village Green in Northeast Harbor. At some point the courts will require more extensive repairs.
- Mowed and weed whacked the parks and playgrounds throughout the town's villages.



Town of Mount Desert Wastewater

Ed Montague, Superintendent
21 Sea Street, P.O. Box 248
Northeast Harbor, ME 04662-0248
Telephone 207-276-2210
Web Address: www.mtdesert.org
E-Mail: suptwwtp@mtdesert.org

The Town of Mount Desert's Wastewater Department is comprised of three wastewater treatment plants located in the villages of Northeast Harbor, Seal Harbor and Somesville. The plants receive their flow by a combination of 13 pump stations and approximately 15.5 miles of gravity sanitary sewer. We have a staff of 5 full-time employees that operate and maintain the plants, pump stations and collection system. They are a multi-talented, experienced crew that are capable of everything from mopping floors to working on complex mechanical and technical systems as well as the detailed laboratory procedures needed to satisfy our Maine Department of Environmental Protection (DEP) permit. Here is a sampling of what we have been up to during the past year.

We were notified that the Maine Department of Transportation (MDOT) has scheduled the replacement of the Babson Creek bridge on Rt. 198 in Somesville which is tentatively scheduled to begin in 2025. We currently have a sanitary sewer line that runs parallel to the roadway and through the bridge which relies on the bridge for its support. This line will have to be rerouted to a temporary bridge during the construction of the new bridge and a new line installed prior to the end of the bridge project. Since the sanitary sewer line is in the State's right of way, we are required to bear the cost of the sanitary sewer line replacement. We have been working with an engineering firm and MDOT on the replacement details.

In October 2022, we began a ten-month Per/Polyfluoroalkyl substances study (PFAS), coordinated by the DEP, to determine a base line of the PFAS concentration in our discharged treated water at each of our three treatment plants. PFAS chemicals are used in an abundance of products and components of the chemicals break down very slowly giving them the label "Forever Chemicals". The DEP and the Environmental Protection Agency (EPA) are trying to determine the actual health impacts of the chemicals on humans and animals. PFAS comes to us from your homes, businesses and any other sources that find their way into our collection system. The results of the study have revealed that we are on the lower end of PFAS contamination compared to other treatment facilities in the state. We currently do not have any limits on what we are discharging or a way to remove PFAS from our treated water. New technologies are being created and we may see that as a requirement at some point in the future.

Last winter, the Seal Harbor Beach pump station had a break in the pipe that sends flow from the pump station to the Seal Harbor treatment plant. It was discovered by Wastewater staff while doing an inspection of the station. We hired a local contractor to repair the pipe and they had the station back online within twenty-four hours. Despite the short amount of time the station was offline, this was not an easy task and our crew and the local contractor did an exceptional job.

During a routine wet well cleaning, it was discovered that one of the Gilpatrick Cove pump station's wet well walls had a hole in it. This wall is also one of the basement walls and sewage was seeping through into the basement. We contacted a company that specializes in lining wastewater concrete structures and received a quote to line the interior walls of the wet well with a geopolymer coating. This coating will repair the hole in the wall and protect the concrete from further damage caused by time and the wet well's harsh conditions. The work is expected to be completed this spring as the application and curing of the material are temperature dependent.



Town of Mount Desert Wastewater

Ed Montague, Superintendent
21 Sea Street, P.O. Box 248
Northeast Harbor, ME 04662-0248
Telephone 207-276-2210
Web Address: www.mtdesert.org
E-Mail: suptwwtp@mtdesert.org

As I have mentioned in previous reports, we are continuing to clean, inspect and map our collection system throughout the town. A portion of this inspection is to identify areas that need repair. Deficiencies in the collection system can be sources of inflow and infiltration. This past year, we received several significant rainstorms that produced large amounts of rain in short periods of time. These types of events can cause our system to get overwhelmed which leads to manholes overflowing or pump station wet wells flooding. We intend to look into this issue even further with additional investigation and monitoring. Once problem areas are identified, we will be looking at ways to lower the amount of inflow and infiltration into our system. Inflow and Infiltration reduction will have positive impacts on the wastewater budget by limiting the amount of chemicals we have to use and the wear and tear on equipment.

We have had some staffing changes during the last year with Tony Smith and David Higgins retiring. We are thankful for their service and contributions to the Wastewater Department. Ryan Pinkham is our new assistant operator. Ryan was previously with the Highway Department and brings many valuable and useful skills with him. We are happy to have Ryan as a part of our team.

This year, our three plants processed approximately one hundred fifty-two million gallons of wastewater. This was roughly eighteen million gallons more than we processed last year. The successful treatment of the wastewater, I like to attribute to our skilled staff and the support we received from our community to be able to do our jobs with the appropriate tools and budget. Our thanks go out to the residents of the Town of Mount Desert, our Board of Selectmen, the members of the Warrant Committee, Town Manager, Public Works Director, Highway Superintendent, Public Works staff and the Town Office staff. Thank you for helping us maintain a healthy and safe community.

Ed Montague
Town of Mount Desert
Wastewater Superintendent



Photo from the stern of the motor yacht "Untethered"

Policy Encouraging the Recycling of Old Corrugated Cardboard (March 1, 2013)

Our town is a member of the Acadia Disposal District (ADD) together with Cranberry Isles, Frenchboro, Tremont, Southwest Harbor and Trenton. The purpose of the ADD “is to provide for the cost-effective, environmentally friendly, efficient and lawful management, disposal and recycling of waste materials”.

The 2005 policy enacted by the ADD related to removing and recycling old, corrugated cardboard (OCC) from the solid waste stream has been a success. Our town has saved 1,000’s of dollars in actual and avoided costs; the ADD as a whole has saved many times that. Congratulations and thank you to all of you who participated and helped make the policy work. The following information should assist us as we continue to move forward with the policy.

WHAT IS ACCEPTABLE OCC?

OCC is typically domestic cardboard boxes, colored or otherwise, that do not have a yellowish color to them. This color is a sign that the material has been recycled once and is no longer acceptable for processing. Brown paper bags, boxboard such as cereal boxes and clean pizza boxes are now able to be included with OCC.

Ideally, we would like clean, dry OCC. Clean means e.g. no grease, oil, or food waste on it. It can have labels and tape. A limited amount of contamination is allowed.

OCC that is damp is acceptable - if it has been out in the rain but will still hold its shape when picked up, it is acceptable; saturated OCC is not.

Dumpsters are not required but recommended for businesses. We are not able to provide dumpsters for private entities but will dump yours if you let us know you have one.

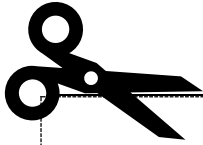
Please flatten cardboard boxes. This will increase our efficiency and allow you to put more in the dumpsters. Domestic corrugated cardboard cut down to pieces 3-feet x 3-feet square and/or flatten the boxes to increase quantity in the container thereby reducing transportation costs, brown Kraft paper bags, boxboard and grease free pizza boxes. If the pizza boxes are greasy, they should go in the regular trash.

UNACCEPTABLE MATERIALS: Asian cardboard (yellow in color) and wax coated OCC. Too much of either of these in a load will be rejected by the larger recycling center we work with because mills and other buyers will not purchase loads of OCC contaminated with these products. If we have a load rejected, we end up hauling it to the transfer station for disposal and incurring additional costs to do so. This is not all bad because it will end up being burned to generate very clean electricity.

WHAT TO DO WITH IT – BUSINESS: The Town will collect OCC from town dumpsters and businesses on Mondays and Wednesdays. This schedule is subject to change based on demand and our resources. It is the responsibility of the business owner to keep the OCC in an acceptable condition. We will continue to rely on the garbage collection crew to help us make this effort successful. To wet or not to wet, contaminated or clean, will be a judgment call made by them. The dryer the better – if it weighs less, it will cost us less to drop it off at the recycling center in Ellsworth.

WHAT TO DO WITH IT – RESIDENTIAL: Please continue to use the Sargeant Drive recycling facility. Being cost-prohibitive, we will **not** be conducting residential curbside collection for OCC.

If you have any questions, please contact Public Works Director Brian Henkel at 276-5743 or director@mtdesert.org. Thank you for your contributions to the success of the policy.



Refuse Collection Holiday Schedule April 2024-May 2025

April 2024- May 2025

You are encouraged to “clip and save” this page for reference. To keep apprised of any changes, please watch for ads in the MD Islander, and the Town’s website www.mtdesert.org

Patriot’s Day: Monday, April 15, 2024- there will be collection.

Memorial Day: Monday, May 27, 2024 – NO COLLECTION. Monday and Tuesday will be on Tuesday. No change the rest of the week.

Juneteenth: Wednesday, June 19, 2024- NO COLLECTION Monday and Tuesday will be on Monday. Wednesday will be Tuesday. No change to the rest of the week.

Independence Day: Thursday, July 4, 2024 - there will be collection.

Labor Day: Monday, September 2, 2024 - there will be collection.

Indigenous Peoples Day: Monday, October 14, 2024. NO COLLECTION. Monday and Tuesday will be on Tuesday. No change the rest of the week.

Veterans Day: Monday, November 11, 2024. NO COLLECTION. Monday and Tuesday will be on Tuesday. No change to the rest of the week.

Thanksgiving Week: Thursday, November 28, 2024 – NO COLLECTION and Friday, November 29, 2024– NO COLLECTION. Monday and Tuesday will be on Monday; Wednesday and Thursday will be on Tuesday; Friday will be on Wednesday.

Christmas Day: Wednesday, December 25, 2024– NO COLLECTION. Monday and Tuesday will be on Monday. Wednesday will be on Tuesday. No change to the rest of the week.

New Year’s Week: Wednesday, January 1, 2025– NO COLLECTION. Monday and Tuesday will be on Monday. Wednesday will be Tuesday. No change to the rest of the week.

Martin Luther King Jr. Day: Monday, January 20, 2025 - NO COLLECTION. Monday and Tuesday will be on Tuesday. No change the rest of the week.

Presidents Day: Monday, February 17, 2025 - NO COLLECTION. Monday and Tuesday will be on Tuesday. No change the rest of the week.

Patriot’s Day: Monday, April 21, 2025 - there will be collection.

Memorial Day: Monday, May 26 , 2025 – NO COLLECTION. Monday and Tuesday will be on Tuesday. No change the rest of the week.

*******SPRING CLEAN UP WEEK******* Coincides with school vacation in April of each year. There will be only ONE pick up of your items; please have them out by the side of the road by 7: 00 A.M. on Monday. The following route will be followed: Monday – start in Northeast Harbor; Tuesday - starting at the intersection of Routes 3 &198 and working towards Seal Harbor; Wednesday - starting in Otter Creek and working towards Seal Harbor; Thursday – starting on Route 198 and working towards and into Somesville; Friday - the general area including Hall Quarry, Pretty Marsh and Beech Hill. This schedule is subject to change based on weather and the volume of materials collected.

Christmas trees will be collected the week of January 06, 2025. Please put trees curbside on January 06, 2025, and they will be collected throughout that week.

Solid Waste Collection Policy

Town policy allows refuse truck drivers to use discretion when collecting refuse on **PRIVATE** roads and ways **AFTER** November 1ST or the first snowfall, whichever comes first. Drivers will collect from the same private roads and ways we typically have collected from during the winter months whenever conditions are suitable and safe. To aid collection, please be sure your private road is plowed and sanded or place your refuse curbside on the nearest public road.

All trash must be curbside by 7:00 A.M. on your scheduled collection day.

In the Town of Mount Desert- Spring Clean Up Week coincides with school vacation in April of each year. There will be only ONE pick-up of your items, so please have them out by 7:00 A.M. on Monday. The following schedule will be followed: Monday – start in Northeast Harbor; Tuesday - starting at the intersection of Routes 3 & 198 and working towards Seal Harbor; Wednesday - starting in Otter Creek and working towards Seal Harbor; Thursday - starting on Route 198 and working towards and into Somesville; Friday – the general area including Hall Quarry, Pretty Marsh and Beech Hill. This schedule is subject to change based on weather and the volume of material collected.

We will collect trash, rubbish, and garbage including asphalt shingles, tarpaper, sheet rock, insulation, plastic bags, and other non-wood materials. Amounts are limited to approximately the size of a pick-up truckload, 8' X 6' X 3.5', approximately six cubic yards.

A second crew will collect tires (maximum of 4) without wheels and metal appliances such as stoves, freezers, refrigerators, washing machines, and dryers. The owners must remove the doors from the refrigerators and freezers before putting them curbside or we cannot accept them. **If the doors are not removed, they will not be collected.**

Another crew will collect burnable wood waste such as brush and tree limbs (**NO** stumps, please). Lumber and other wooden materials will be collected separately; amounts are limited to approximately the size of a pick-up truckload, 8' X 6' X 3.5', approximately six cubic yards. Wood materials and waste may not be greater than 4 feet long and maximum 6 inches in diameter.

Please keep bagged leaves and grass clippings free of sticks, twigs, and gravel

Vehicle motors with bases removed and engine blocks will be collected.

All refuse and other materials must be in suitable containers or tied in bundles of not over 4 feet in length, except tires and large metal appliances. Tied bundles and containers must be able to be handled by one person

REFUSE COLLECTION YEAR ROUND SCHEDULE- *Garbage Pick-up Hotline: 276-5733*

	A	B	C	D	E
1	Notes	Road Name	Village	Pick up Days Summer	Pick up Days Winter
2	* Abels Lane		NEH	M/TH	Thursday
3	xx Acadia Pines Lane		Somesville	TU/F	Friday
4	xx Acorn Lane		Somesville	TU/F	Friday
5	xx Alder Lane		Somesville	TU/F	Friday
6	xx Allegiance Lane		Somesville	TU/F	Friday
7	xx Allens Way		Seal Harbor	M/TH	Wednesday
8	xx Alley Point Way		Somesville	TU/F	Friday
9	xx Altheas Way		Somesville	TU/F	Friday
10	xx Ashmore Way		Somesville	TU/F	Friday
11	xx Aspen Way		Somesville	TU/F	Friday
12		Asticou	NEH	M/TH	Wednesday
13	# Asticou Hill Trail		NEH	M/TH	Wednesday
14	* Asticou Way		NEH	M/TH	Wednesday
15	xx Balsam Lane		Somesville	TU/F	Tuesday
16	* Barnacles Way		NEH	TU/F	Tuesday
17	xx Barr Hill Way		Seal Harbor	M/TH	Wednesday
18	xx Barrows Way		Somesville	TU/F	Friday
19		Bartletts Landing Road	Pretty Marsh	TU/F	Friday
20		Beach	Seal Harbor	W/SA	N/A
21	xx Bear Island Way		NEH	TU/F	Tuesday
22		Beech Hill Cross Road	Somesville	TU/F	Friday
23		Beech Hill Road	Somesville	TU/F	Friday
24	xx Bentley Lane		Somesville	TU/F	Friday
25	* Birch Way		NEH	W/SA	Monday
26	xx Blackwood's Drive		Otter Creek	W/SA	Wednesday
27	# Blanchard Road		Somesville	TU/F	Friday
28	# Blue Bell Lane		Seal Harbor	M/TH	Thursday
29	xx Boulder Brook Lane		Otter Creek	W/SA	Wednesday
30	# Boat House Way		Pretty Marsh	TU/F	Friday
31	xx Bracy Cove Lane		Seal Harbor	M/TH	Wednesday
32	xx Brendun Lane		Pretty Marsh	TU/F	Friday
33	xx Broad Cove Road		Somesville	TU/F	Thursday
34		Brookside Road	Somesville	TU/F	Tuesday
35		Butler Road	NEH	M/TH	Thursday
36	xx Buttonwood Lane		Somesville	TU/F	Tuesday
37	xx Carter Quarry Way		NEH	W/SA	Monday
38	xx Cedar Lane		Somesville	TU/F	Friday
39	xx Cedar Pond Road		Pretty Marsh	TU/F	Friday
40	xx Cemetery Lane		Otter Creek	W/SA	Wednesday
41	# Chambers Lane		Hall Quarry	TU/F	Friday
42		Champlain Drive (Rt. 3)	Seal Harbor	M/TH	Wednesday

bold italics = private roads

* = roads traveled at the discretion of driver

xx = roads never traveled by garbage crew; garbage must be brought to nearest travel road

2023 Town Report, Page 062 # = roads not traveled Nov 1st - Apr 26th

REFUSE COLLECTION YEAR ROUND SCHEDULE- *Garbage Pick-up Hotline: 276-5733*

	A	B	C	D	E
1	Notes	Road Name	Village	Pick up Days Summer	Pick up Days Winter
43	* <i>Chauncy Somes Lane</i>	Somesville		TU/F	Friday
44	xx <i>Chessie Way</i>	Somesville		TU/F	Friday
45	Church Road	NEH		W/SA	Monday
46	xx <i>Cider Ridge Road</i>	Somesville		TU/F	Friday
47	xx <i>Clement Way</i>	Seal Harbor		M/TH	Thursday
48	xx <i>Cliffhanger Lane</i>	Seal Harbor		M/TH	Thursday
49	xx <i>Cliffs Way</i>	Pretty Marsh		TU/F	Friday
50	* <i>Clifton Dock Road</i>	NEH		TU/F	Tuesday
51	xx <i>Clubhouse Way</i>	Somesville		TU/F	Thursday
52	xx <i>Cobbles End</i>	Somesville		TU/F	Friday
53	COMMERCIAL	NEH		M/TU/TH/F	M/W/F
54	COMMERCIAL	Otter Creek		W/SA	Wednesday
55	COMMERCIAL	Seal Harbor		W/SA	Wednesday
56	COMMERCIAL	Somesville		TU/F	Tuesday
57	xx <i>Conifer Cove Lane</i>	Somesville		TU/F	Thursday
58	Cooksey Drive	Seal Harbor		M/TH	Thursday
59	* <i>Corning Way</i>	NEH		TU/F	Tuesday
60	Cove End Road	NEH		TU/F	Tuesday
61	xx <i>Covington Lane</i>	NEH		W/SA	Monday
62	xx <i>Crane Road</i>	Hall Quarry		TU/F	Friday
63	xx <i>Crooked Lane</i>	Somesville		TU/F	Friday
64	xx <i>Cyrus Road</i>	Hall Quarry		TU/F	Friday
65	# <i>Davis Lane</i>	Otter Creek		W/SA	Wednesday
66	Day Street	Seal Harbor		M/TH	Wednesday
67	# Dead End Road	NEH		TU/F	Tuesday
68	* <i>Delights Road</i>	NEH		M/TH	Tuesday
69	* <i>Denning Brook Road</i>	Somesville		TU/F	Thursday
70	Dock	Seal Harbor		W/SA	N/A
71	Dodge Point Road	Seal Harbor		M/TH	Wednesday
72	xx <i>Dragonfly Way</i>	Somesville		TU/F	Friday
73	xx <i>Driftwood Way</i>	Pretty Marsh		TU/F	Friday
74	xx <i>Eagle Ridge Lane</i>	Pretty Marsh		TU/F	Friday
75	# <i>Easy Street</i>	Hall Quarry		TU/F	Friday
76	# <i>Echo Lake Road</i>	Somesville		TU/F	Thursday
77	# <i>Echo Pines Road</i>	Hall Quarry		TU/F	Friday
78	# <i>Echo Wood Road</i>	Hall Quarry		TU/F	Thursday
79	xx <i>Ernest Way</i>	Somesville		TU/F	Friday
80	xx <i>Evergreen Way</i>	Somesville		TU/F	Friday
81	xx <i>Farm Lane</i>	NEH		TU/F	Tuesday
82	Farnhams Way	Somesville		TU/F	Friday
83	XX <i>Fenway Lane</i>	Seal Harbor		M/TH	Thursday

bold italics = private roads

* = roads traveled at the discretion of driver

xx = roads never traveled by garbage crew; garbage must be brought to nearest travel road

2023 Town Report, Page 063 # = roads not traveled Nov 1st - Apr 26th

REFUSE COLLECTION YEAR ROUND SCHEDULE- *Garbage Pick-up Hotline: 276-5733*

	A	B	C	D	E
1	Notes	Road Name	Village	Pick up Days Summer	Pick up Days Winter
84	xx	<i>Fernald Way</i>	Somesville	TU/F	Friday
85	xx	<i>Fiddlehead Lane</i>	Pretty Marsh	TU/F	Friday
86	xx	<i>Fitz Hugh Lane</i>	Somesville	M/TH	Thursday
87	xx	<i>Fjord Dugan Way</i>	Somesville	M/TH	Thursday
88	xx	<i>Forest Lane</i>	NEH	TU/F	Tuesday
89	xx	<i>Fox Lane</i>	NEH	TU/F	Tuesday
90	xx	<i>Frog Pond Road</i>	NEH	W/SA	Monday
91	xx	<i>Gatehouse Road</i>	NEH	M/TH	Thursday
92	xx	<i>Giant Slide Road</i>	Somesville	M/TH	Thursday
93		Gilpatrick Lane	NEH	TU/F	Tuesday
94	xx	<i>Glendon Way</i>	Somesville	TU/F	Friday
95	xx	<i>Golden Road</i>	Pretty Marsh	TU/F	Friday
96	#	<i>Golf Club Road</i>	NEH	W/SA	Monday
97	xx	<i>Grace Point Lane</i>	Pretty Marsh	TU/F	Friday
98		Grants Hill Road	Hall Quarry	TU/F	Friday
99	xx	Graves Lane	NEH	TU/F	Tuesday
100		Gray Farm Road	Pretty Marsh	TU/F	Friday
101	xx	<i>Great Pond Way</i>	Somesville	TU/F	Friday
102		Grover Avenue	Otter Creek	W/SA	Wednesday
103	xx	<i>Hadlock Pond Road</i>	NEH	M/TH	Thursday
104		Hall Quarry Road	Hall Quarry	TU/F	Friday
105	xx	<i>Hannibals Way</i>	Hall Quarry	TU/F	Friday
106		Harbor Club	Seal Harbor	W/SA	N/A
107		Harbor Drive	NEH	TU/F	Tuesday
108	xx	<i>Harbor Watch Lane</i>	NEH	TU/F	Tuesday
109		Harborside Road	NEH	TU/F	Tuesday
110	xx	<i>Harmony Way</i>	Somesville	TU/F	Friday
111	xx	<i>Hartwood Way</i>	Somesville	TU/F	Tuesday
112	xx	<i>Hemlock Lane</i>	Pretty Marsh	TU/F	Friday
113		Hibbards Hill Road	Somesville	TU/F	Tuesday
114	xx	<i>Hidden Path Way</i>	Somesville	TU/F	Friday
115	xx	<i>Highlands Lane</i>	NEH	M/TH	Wednesday
116	xx	<i>Hills Road</i>	Seal Harbor	M/TH	Wednesday
117	xx	<i>Huckleberry Lane</i>	Somesville	TU/F	Friday
118	xx	<i>Hummingbird Lane</i>	Somesville	TU/F	Friday
119	xx	<i>Huntington Lane</i>	NEH	TU/F	Tuesday
120	*	<i>Huntington Place</i>	NEH	TU/F	Tuesday
121		Huntington Road	NEH	TU/F	Tuesday
122	xx	<i>Indian Head Lane</i>	NEH	W/SA	Monday
123		Indian Point Road	Pretty Marsh	TU/F	Friday
124	XX	<i>Ingersoll Way</i>	Pretty Marsh	TU/F	Friday

bold italics = private roads

* = roads traveled at the discretion of driver

xx = roads never traveled by garbage crew; garbage must be brought to nearest travel road

2023 Town Report, Page 064 # = roads not traveled Nov 1st - Apr 26th

REFUSE COLLECTION YEAR ROUND SCHEDULE- *Garbage Pick-up Hotline: 276-5733*

	A	B	C	D	E
1	Notes	Road Name	Village	Pick up Days Summer	Pick up Days Winter
125		Jordan Pond Road	Seal Harbor	M/TH	Thursday
126		Joy Road	NEH	W/SA	Monday
127	xx	<i>Keewaydin Way</i>	Somesville	TU/F	Friday
128	xx	<i>Kennebec Lane</i>	Somesville	TU/F	Friday
129	xx	<i>Kimball Camp Road</i>	Somesville	TU/F	Friday
130		# <i>Kimball Lane</i>	NEH	M/TH	Monday
131		Kimball Road	NEH	TU/F	Tuesday
132	*	<i>Kinfolk Lane</i>	NEH	W/SA	Monday
133	*	<i>Kings Park Way</i>	Otter Creek	W/SA	Wednesday
134		# <i>Lakeside Road</i>	Somesville	TU/F	Thursday
135	xx	<i>Lame David Way</i>	Pretty Marsh	TU/F	Friday
136	XX	<i>Ledgeview Way</i>	Somesville	TU/F	Friday
137	*	<i>Leeward Way</i>	NEH	TU/F	Friday
138	xx	<i>Lilac Lane</i>	NEH	TU/F	Tuesday
139	xx	<i>Little Echo Lane</i>	Somesville	TU/F	Thursday
140	xx	<i>Long Lane</i>	Somesville	TU/F	Tuesday
141	xx	<i>Long Pond Fire Road</i>	Pretty Marsh	TU/F	Friday
142		Lookout Way	NEH	W/SA	Monday
143	xx	<i>Loon Lane</i>	Somesville	TU/F	Tuesday
144		Lower Dunbar Road	Seal Harbor	M/TH	Wednesday
145	xx	<i>Lower Mountain Road</i>	Seal Harbor	M/TH	Thursday
146	xx	<i>Lupine Lane</i>	Somesville	TU/F	Friday
147	xx	<i>Lyman Lane</i>	NEH	W/SA	Monday
148		# <i>Macomber Pines Road</i>	Hall Quarry	TU/F	Friday
149		Main Street	NEH	M/TH	Tuesday
150		Main Street	Seal Harbor	M/TH	Thursday
151	a.)	Main Street	Somesville	TU/F	Thursday
152		Bar Harbor town line to Route 198 and Pretty Marsh Road to SW Harbor town line.			
153	b.)	Main Street	Somesville	TU/F	Tuesday
154		Between the traffic signals at Pretty Marsh Road and Route 198			
155		Manchester Road	NEH	W/SA	Monday
156		Maple Lane	NEH	TU/F	Tuesday
157	xx	<i>Marilyns Way</i>	Hall Quarry	TU/F	Friday
158	xx	<i>Mason Point Road</i>	Somesville	TU/F	Thursday
159	xx	<i>McAlpine Farm Road</i>	Seal Harbor	M/TH	Wednesday
160		McKenzies Hill Road	Seal Harbor	M/TH	Thursday
161		# <i>Meadow View Way</i>	Pretty Marsh	TU/F	Friday
162	*	<i>Memory Lane</i>	NEH	M/TH	Monday
163	xx	<i>Merchant Way</i>	Hall Quarry	TU/F	Friday
164	xx	<i>Mill Cove Road</i>	Pretty Marsh	TU/F	Friday
165		Millbrook Road	NEH	W/SA	Monday

bold italics = private roads

* = roads traveled at the discretion of driver

xx = roads never traveled by garbage crew; garbage must be brought to nearest travel road

2023 Town Report, Page 065 # = roads not traveled Nov 1st - Apr 26th

REFUSE COLLECTION YEAR ROUND SCHEDULE- *Garbage Pick-up Hotline: 276-5733*

	A	B	C	D	E
1	<u>Notes</u>	<u>Road Name</u>	<u>Village</u>	<u>Pick up Days Summer</u>	<u>Pick up Days Winter</u>
166	xx	<i>Mitchell Road</i>	Somesville	TU/F	Friday
167	xx	<i>Mountain View Drive</i>	Somesville	TU/F	Thursday
168	XX	<i>Moss Way</i>	Somesville	TU/F	Friday
169	xx	<i>Mullen Hill Way</i>	Somesville	TU/F	Friday
170	#	<i>Musetti Drive</i>	Hall Quarry	TU/F	Friday
171	*	<i>Music Hill Lane</i>	Otter Creek	W/SA	Wednesday
172	#	<i>My Way</i>	Somesville	TU/F	Friday
173	xx	<i>Narrows Road</i>	Pretty Marsh	TU/F	Friday
174		Neighborhood Road	NEH	TU/F	Tuesday
175		New County Road	Seal Harbor	M/TH	Thursday
176	xx	<i>Niliraga Way</i>	NEH	TU/F	Tuesday
177	xx	<i>Ninfi Lane</i>	Hall Quarry	TU/F	Friday
178	xx	<i>North End Lane</i>	Somesville	TU/F	Thursday
179	#	<i>Northern Neck Road</i>	Somesville	TU/F	Friday
180	xx	<i>Northwood Lane</i>	Somesville	TU/F	Friday
181	xx	<i>Norumbega Ledges</i>	NEH	W/SA	Monday
182		Nursery Lane	NEH	W/SA	Monday
183	#	<i>Oak Grove Road</i>	Somesville	M/TH	Thursday
184		Oak Hill Road	Somesville	TU/F	Friday
185	#	<i>Oak Ridge Road</i>	Somesville	TU/F	Friday
186	xx	<i>Ober Mill Road</i>	Pretty Marsh	TU/F	Friday
187	xx	<i>Ocean View Lane</i>	Seal Harbor	M/TH	Thursday
188	#	<i>Odyssey Way</i>	NEH	TU/F	Tuesday
189		Old Firehouse Lane	NEH	M/TH	Tuesday
190	xx	<i>One Lane Road</i>	Pretty Marsh	TU/F	Friday
191	xx	<i>Orange Hat Way</i>	Pretty Marsh	TU/F	Friday
192	xx	<i>Orchard Pass</i>	Somesville	TU/F	Friday
193	xx	<i>Osprey Lane</i>	Somesville	TU/F	Thursday
194		Otter Creek Drive (Rt. 3)	Otter Creek	W/SA	Wednesday
195	xx	<i>Ox Hill Way</i>	Seal Harbor	M/TH	Thursday
196	xx	<i>Pantops Lane</i>	Somesville	TU/F	Tuesday
197	#	<i>Pao Chin Way</i>	Somesville	M/TH	Thursday
198		<i>Parker Farm Road</i>	Somesville	TU/F	Thursday
199	xx	<i>Partridge Way</i>	Somesville	TU/F	Friday
200	xx	<i>Pasture Farm Way</i>	Somesville	TU/F	Friday
201	*	<i>Patterson Hill Road</i>	Somesville	TU/F	Thursday
202		Peabody Drive (Rt. 3)	NEH	M/TH	Wednesday
203		Peabody Drive (Rt. 3)	Seal Harbor	M/TH	Wednesday
204	xx	<i>Pepper Point Road</i>	Pretty Marsh	TU/F	Friday
205	xx	<i>Pine Cove Lane</i>	Somesville	TU/F	Friday
206	xx	<i>Pine Ledge Lane</i>	Hall Quarry	TU/F	Friday

bold italics = private roads

* = roads traveled at the discretion of driver

xx = roads never traveled by garbage crew; garbage must be brought to nearest travel road

2023 Town Report, Page 066 # = roads not traveled Nov 1st - Apr 26th

REFUSE COLLECTION YEAR ROUND SCHEDULE- *Garbage Pick-up Hotline: 276-5733*

	A	B	C	D	E
1	<u>Notes</u>	<u>Road Name</u>	<u>Village</u>	<u>Pick up Days Summer</u>	<u>Pick up Days Winter</u>
207		Pine Road	NEH	W/SA	Monday
208	xx	<i>Pirates Cove Lane</i>	Pretty Marsh	TU/F	Friday
209	xx	<i>Pitch Pine Way</i>	Hall Quarry	TU/F	Friday
210	xx	<i>Pointe View Place</i>	NEH	TU/F	Tuesday
211	xx	<i>Pond Side Lane</i>	Somesville	TU/F	Friday
212	xx	<i>Pondfield Lane</i>	Somesville	TU/F	Friday
213	xx	<i>Poplar Lane</i>	Somesville	TU/F	Friday
214	xx	<i>Prays Meadow Road</i>	Somesville	TU/F	Friday
215		Pretty Marsh Road	Somesville	TU/F	Friday
216	xx	<i>Pretty Pond Lane</i>	Somesville	TU/F	Friday
217	xx	<i>Quarrys Edge Road</i>	Somesville	TU/F	Friday
218	xx	<i>Raspberry Lane</i>	NEH	W/SA	Monday
219	xx	<i>Red Spruce Way</i>	Somesville	TU/F	Thursday
220	xx	<i>Retreat A Way</i>	Hall Quarry	TU/F	Friday
221		Richardson Avenue	Otter Creek	W/SA	Wednesday
222	xx	Richardson Farm Road	Somesville	TU/F	Friday
223	xx	<i>Ridgewood Lane</i>	Pretty Marsh	TU/F	Friday
224		Ripples Road	Somesville	TU/F	Friday
225		Roadside Cans	Seal Harbor	W/SA	N/A
226	xx	<i>Robinson Lane</i>	Hall Quarry	TU/F	Friday
227		Rock End Road	NEH	TU/F	Tuesday
228	xx	<i>Rock End Way</i>	NEH	TU/F	Tuesday
229	xx	<i>Rock Garden Way</i>	Seal Harbor	M/TH	Wednesday
230		Rockefeller	Seal Harbor	W/SA	Wednesday
231	xx	<i>Rocky Road</i>	Somesville	TU/F	Thursday
232		Rowland Road	Seal Harbor	M/TH	Thursday
233		Rt. 198 (Sound Drive)	NEH	M/TH	Thursday
234		Rt. 3 (Otter Creek Drive)	Otter Creek	W/SA	Wednesday
235		Rt. 3 (Peabody Drive)	NEH	M/TH	Wednesday
236	xx	<i>Running Point Way</i>	Seal Harbor	M/TH	Wednesday
237	xx	<i>Rye Field Lane</i>	NEH	M/TH	Wednesday
238	xx	<i>S & H Lane</i>	Somesville	M/TH	Thursday
239	xx	<i>S W Valley Road</i>	Somesville	M/TH	Thursday
240	xx	<i>Saltmeadow Way</i>	Somesville	TU/F	Tuesday
241	xx	<i>Sand Point Road</i>	Somesville	TU/F	Friday
242		Sargeant Drive	NEH	W/SA	Monday
243	xx	<i>Sargeant Point Road</i>	NEH	W/SA	Monday
244	#	<i>Sargent Brook Road</i>	Somesville	M/TH	Thursday
245	xx	<i>Saw Mill Way</i>	Pretty Marsh	TU/F	Friday
246	#	<i>Schoolhouse Ledge</i>	NEH	W/SA	Monday
247		Sea Street	NEH	M/TH	Monday

bold italics = private roads

* = roads traveled at the discretion of driver

xx = roads never traveled by garbage crew; garbage must be brought to nearest travel road

2023 Town Report, Page 067 # = roads not traveled Nov 1st - Apr 26th

REFUSE COLLECTION YEAR ROUND SCHEDULE- *Garbage Pick-up Hotline: 276-5733*

	A	B	C	D	E
1	<u>Notes</u>	<u>Road Name</u>	<u>Village</u>	<u>Pick up Days Summer</u>	<u>Pick up Days Winter</u>
248	# <i>Seaside Lane</i>		Seal Harbor	M/TH	Wednesday
249	xx <i>Seal Ledge Way</i>		Somesville	M/TH	Thursday
250	* <i>Shipwright Lane</i>		Hall Quarry	TU/F	Friday
251		Sinclair Road	NEH	W/SA	Monday
252	xx <i>Skylands Way</i>		Seal Harbor	M/TH	Thursday
253	xx <i>Sleepy Hollow Lane</i>		Somesville	TU/F	Friday
254	# <i>Smallidge Point Road</i>		NEH	TU/F	Tuesday
255	xx <i>Smith Place</i>		NEH	TU/F	Tuesday
256	# <i>Somes Ridge Road</i>		Somesville	TU/F	Friday
257	xx <i>Someshenge Way</i>		Somesville	TU/F	Thursday
258		Somesville One Stop	Somesville	M-SA (6 days)	Thursday
259		Sound Drive (Rt. 198)	Somesville	M/TH	Thursday
260	# <i>HTR Acadia Campground</i>		Hall Quarry	TU/F	Friday
261		South Shore Road	NEH	TU/F	Tuesday
262	# <i>Southwind Lane</i>		NEH	TU/F	Tuesday
263	xx <i>Spinnaker Way</i>		Hall Quarry	TU/F	Friday
264	xx <i>Spring Lane</i>		Somesville	M/TH	Thursday
265		Spruce Road	NEH	W/SA	Monday
266	xx <i>Squantum Point Road</i>		Somesville	M/TH	Thursday
267		Stanley Lane	NEH	W/SA	Monday
268	* <i>Stanley Mountain Road</i>		Somesville	M/TH	Thursday
269		Steamboat Wharf Road	Seal Harbor	M/TH	Thursday
270	xx <i>Summer Haven Way</i>		Pretty Marsh	TU/F	
271		Summit Road	NEH	W/SA	Monday
272	xx <i>Sundew Lane</i>		Somesville	TU/F	Friday
273	xx <i>SW Valley Road</i>		Somesville	M/TH	Thursday
274	xx <i>Sweet Fern Way</i>		Hall Quarry	TU/F	Friday
275		Sydney's Way	Somesville	TU/F	Friday
276		Sylvan Road	NEH	W/SA	Monday
277	xx <i>Sylvinas Way</i>		Hall Quarry	TU/F	Friday
278	xx <i>Tamarack Lane</i>		Somesville	TU/F	Friday
279	xx <i>Taylor Way</i>		NEH	W/SA	Monday
280	xx <i>TC North</i>		Pretty Marsh	TU/F	Friday
281		Tennis Club Road	NEH	W/SA	Monday
282	xx <i>Tern II Lane</i>		Somesville	TU/F	Friday
283	xx <i>Thomas Way</i>		Somesville	M/TH	Thursday
284	xx <i>Thuya Drive</i>		NEH	M/TH	Wednesday
285	xx <i>Timber Frame Way</i>		Somesville	M/TH	Thursday
286	xx <i>Timber Ridge Road</i>		Somesville	TU/F	Thursday
287		Tracy Road	NEH	TU/F	Tuesday
288	# <i>Treehouse Way</i>		NEH	TU/F	Tuesday

bold italics = private roads

* = roads traveled at the discretion of driver

xx = roads never traveled by garbage crew; garbage must be brought to nearest travel road

2023 Town Report, Page 068 # = roads not traveled Nov 1st - Apr 26th

REFUSE COLLECTION YEAR ROUND SCHEDULE- *Garbage Pick-up Hotline: 276-5733*

	A	B	C	D	E
1	Notes	Road Name	Village	Pick up Days Summer	Pick up Days Winter
289		Upland Road	Seal Harbor	M/TH	Thursday
290		Upper Dunbar Road	Seal Harbor	M/TH	Wednesday
291	xx	<i>Vacation Lane</i>	Hall Quarry	TU/F	Friday
292	*	<i>Village Park Road</i>	Somesville	TU/F	Thursday
293	#	<i>Vista Way</i>	Somesville	TU/F	Friday
294	xx	<i>W I Pojereno Road</i>	Somesville	TU/F	Friday
295	xx	<i>Wallace Way</i>	NEH	W/SA	Monday
296		Walls Street	Otter Creek	W/SA	Wednesday
297	#	<i>Wedge Rock Lane</i>	NEH	TU/F	Tuesday
298	xx	<i>West Ledge Lane</i>	Somesville	TU/F	Thursday
299	xx	<i>Westerlee Way</i>	NEH	W/SA	Monday
300	*	<i>Wetlands Way</i>	Seal Harbor	M/TH	Thursday
301	xx	<i>Weymouth Way</i>	Somesville	TU/F	Friday
302	xx	<i>Whales Back Lane</i>	NEH	M/TH	Thursday
303	#	<i>Wheelwright Way</i>	NEH	M/TH	Wednesday
304		Whitney Farm Road	Somesville	TU/F	Friday
305	#	<i>Whoville Way</i>	Seal Harbor	M/TH	Thursday
306	xx	<i>Wildberry Way</i>	Somesville	TU/F	Friday
307		Wildwood Road	Seal Harbor	M/TH	Wednesday
308	xx	<i>Windham Lane</i>	Hall Quarry	TU/F	Friday
309	xx	<i>Woodland Path</i>	Somesville	TU/F	<i>Friday</i>
310	xx	<i>Woods Road</i>	Somesville	TU/F	Friday
311	xx	<i>Writer Way</i>	Somesville	TU/F	Thursday

Town of Mount Desert Recycling Program

The Town of Mount Desert will continue to recycle at the Town Garage Recycling Center, located at 307 Sargeant Drive. The recycling center is open from dawn to dusk seven days a week. If you have any questions, please contact the Town Office, at 276-5531. They will be able to answer your questions or direct you to someone who can. Thank you for your participation!!!

bold italics = private roads

* = roads traveled at the discretion of driver

xx = roads never traveled by garbage crew; garbage must be brought to nearest travel road

2023 Town Report, Page 069 # = roads not traveled Nov 1st - Apr 26th

Town of Mount Desert Contact Information

	Title	Email Address
Durlin Lunt, Jr.	Town Manager 207-276-5531	manager@mtdesert.org
Mae Wyler	Finance Director/Treasurer 207-276-5531	financedirector@mtdesert.org
Lisa Young	Tax Collector/ Finance Clerk 207-276-5531	taxcollector@mtdesert.org financeclerk@mtdesert.org
Katie Smith	Finance/Admin/CEO Assistant 207-276-5731	assist@mtdesert.org
Claire Woolfolk	Town Clerk 207-276-5531	townclerk@mtdesert.org
Jennifer M. Buchanan	Deputy Town Clerk 207-276-5531	deputvclerk@mtdesert.org
Elizabeth Yeo	Deputy Town Clerk/Tax Collector 207-276-5531	deputvtax@mtdesert.org
Kyle Avila	Assessor 207-276-5531	assess@mtdesert.org
Kimberly Keene	Code Enforcement 207-276-5731	ceo@mtdesert.org
Mike Bender	Fire Chief 207-276-5111 (ask for Fire Dept)	firechief@mtdesert.org
David Kerns	Police Chief 207-276-5111(non-emergency)	dkerns@mdpolic.org
Brian Henkel	Public Works Director 207-276-5743	director@mtdesert.org
John Lemoine	Harbor Master/Marina 207-276-5737	harbormaster@mtdesert.org

Fire/Police/Ambulance	911
Town Administrative Office	276-5531 276-3232 (Fax)
Mount Desert Police- Non-Emergency	276-5111
Mount Desert Water District	276-3733
Town Garage	276-5744
Garbage Hotline (for messages only)	276-5733
Wastewater Treatment Plant	276-5738
Mt. Desert Elementary School	276-3348
MDI Regional High School	288-5011
AOS 91 Superintendent's Office	288-5049



Town of Mount Desert Holidays May 2024-April 2025

The Town Office will observe and be closed on the following dates:

<u>Holiday</u>	<u>Day/Date to be observed</u>
Memorial Day	Monday, May 27, 2024
Juneteenth	Wednesday, June 19, 2024
Independence Day	Thursday, July 4, 2024
Labor Day	Monday, September 2, 2024
Indigenous Peoples Day	Monday, October 14, 2024
Veterans Day	Monday, November 11, 2024
Thanksgiving	Thursday, November 28, 2024 Friday, November 29, 2024
Christmas Day	Wednesday, December 25, 2024
New Year's Day	Wednesday, January 1, 2025
Martin Luther King, Jr. Day	Monday, January 20, 2025
Presidents' Day	Monday, February 17, 2025
Patriots Day	Monday, April 21, 2025

*For Maine State Government, holidays that fall on Saturday are observed on the preceding Friday; holidays that fall on Sunday are observed on the following Monday.

Broadband Committee

For the last number of years, the focus of the Broadband Committee has been to provide universal coverage to the residents and businesses of Mt. Desert – i.e. access to high-speed internet coverage to all households. Each year we see the increased need for all of us to have a connection to the network, access to equipment, and a level of comfort in using the internet to conduct the everyday activities of life. It has become increasingly common to pay bills, handle banking transactions, order food from restaurants and grocery stores, or to connect with our medical providers all online. While our children are starting off life in the technological world, it's important that they can connect to the internet from home to do so much of their schoolwork. For older generations, having computer devices and confidence in using them is important and sometimes challenging. There are serious risks that could harm people without safety precautions in place.

All these concerns can be summed up under the common heading of digital equity – accessibility, affordability, and digital literacy.

The Town has engaged the services of Casco Bay Advisors as consultants to help us work through the process of determining the first steps – who does not yet have any service available to them – and to engage with the various internet service providers who could provide that access.

Our last effort resulted in the town working with Spectrum to extend service to the Pretty Marsh area – the greatest part of the town at the time, without any service. This made Spectrum the largest provider in the town for internet access over their cable infrastructure. More recently, we had surveys done of each street in town to see what gaps in coverage still existed and continued to engage with Spectrum as they filled some of those gaps.

This survey resulted in identifying a couple dozen locations that still need a connection to their cable infrastructure. Currently we have a proposal from Spectrum to provide high-speed access to those locations, and we will recommend to the Board of Selectmen that the ARPA funds the town still has available be put toward that use. However, those funds will not cover the whole cost, so we are also in conversation with The Hancock County Commissioners for funding to provide the balance.

Beyond this effort, we continue to engage with other towns on MDI to explore the possibility of providing the entire island with the gold standard of internet access – fiber optic. Of course, we are not the only communities with such lofty goals, so the competition for attention of the providers in the state who may install such a network is great. We know there will be strength in numbers, so we will continue to work with our fellow islanders to get the best possible system in place so all of us may have options in choosing what's best for ourselves and our families. And we will continue to explore all possible avenues to ensure the service, the devices, and the comfort level in using the internet is available and safe for all.

Sincerely,
Scott McFarland – Chair Mt. Desert Broadband Committee

Economic Development Committee

(meets quarterly and as needed)

The purpose and mission of the Town of Mount Desert Economic Development Committee is to promote the economic vitality of the Town by supporting existing residents and businesses, attracting new full-time residents and economic activity, and encouraging other activities that will foster a healthy and sustainable year-round community.

The Committee was first formed in 2013 as an informal group interested in maintaining a viable economic climate in the Town. In 2019, the Committee was reconstituted as a formal Town Committee in order to foster more transparency and greater community input. It has since spearheaded and supported several initiatives designed to improve the Town's infrastructure, support existing businesses, enhance the availability of year-round and workforce housing, and encourage new business activity. The Committee currently is made up of town officials, year-round residents and summer residents. At present, there are 12 community members serving on the Committee and two Town officials who serve as ex officio as non-voting members.

The Committee has identified as its top priority the fostering of more affordable year-round and seasonal workforce housing within the Town in support of existing businesses while taking care to preserve the essential character of the community. In furtherance of that goal, the Committee has supported efforts undertaken by Mount Desert 365 and by the Island Housing Trust to make additional affordable housing available to year-round residents of the Town and is working with appropriate Town officials to ensure that local regulations are compatible with these goals. The Committee has continued its outreach efforts with these, and other entities concerned with economic development and sustainability.

In 2017, the Committee oversaw the formation of the Town of Mount Desert Community Development Corporation which was envisioned as a vehicle to facilitate the raising of private funds for community enhancement projects. In late 2022 and early 2023, the Community Development Corporation worked with a local group to facilitate the acquisition and development of a community skating rink. Nearly \$30,000 was raised from local businesses, year-round residents and seasonal residents, and the rink opened late in 2022 on the Town tennis courts next to the Marina. During 2023 a more ambitious plan was developed to raise substantial additional private funds in order to underwrite development by the Town of an enhanced skating facility, once again under the auspices of the Community Development Corporation. Fundraising efforts to that end are ongoing as of this writing. The project already has had a positive impact on the community, bringing community members together and drawing new visitors during the winter season when activity is at its low ebb. Its success has proven the value of the Community Development Corporation as an effective tool for the marshalling of private assets to advance worthwhile community projects.

The Committee meets quarterly. Meetings are open to the public, and the Committee welcomes input from members of the community as it continues its work.

Respectfully submitted,

Daniel G. McKay, Chairman

Harbor Committee

The Harbor Committee holds regular business meetings the second Tuesday of the months between September and June of each year. Special hearings and meetings are scheduled if necessary and it is noted that public input and participation is always welcome. The Town of Mt. Desert's waterfront and coastline extends from Otter Creek, including Seal Harbor, Northeast Harbor, Somes Sound, Somesville, and Pretty Marsh harbor.

Our Town offers high quality, seasonal and year-round docking facilities in all of the designated harbors. We enjoy the reputation of providing some of the best facilities for recreational boats and yachts, as well as commercial lobstering and fishing vessels on the east coast of the United States. Management of these facilities are handled by a full time Harbor Master, Assistant Deputy Harbor Master, Office Manager and summer assistants. Federal, State, and Local regulations are observed and managed in our efforts to provide efficient and reliable services to the many year-round and visiting boating community.

The popularity of our harbors and docking facilities is well recognized especially during the summer season when it is often noted that all available moorings in each harbor and especially the finger floats at the Northeast Harbor Marina, are fully booked by visiting yachts between June and September. During the remainder of the year, most docking spaces are in demand by the year-round commercial fishing vessels. Advanced reservations and bookings for the summer season begins in early January of each year.

Most recent gross revenue received by the Town of Mount Desert for the rental and use of our docking facilities amounts to over one million dollars annually. This income and revenue are used to pay for all of the expenses associated with the upkeep, care, and general maintenance of the Town owned marina and docking facilities. The budgetary demands for the Northeast Harbor Marina require no additional payments from the Town's Property Tax Base.

The Harbor Committee has been especially busy and involved with the ever-growing demand for new and additional moorings being placed along areas within the limits of the Town's shoreline. Unfortunately, in recent years many of these new moorings and their placement have been done without the Harbormaster's approval, causing both legal and property owner objections as defined in both State and Local ordinances.

During the previous year, the Harbor Committee devoted much of its time reviewing and recommended adoption of new requirements and regulations to address these issues.

In addition to the pressures and demands for mooring and docking space, Pretty Marsh Harbor, Seal Harbor, and Northeast Harbor are now facing immense pressure for the need of additional parking for vehicles, trucks, and automobile traffic. This on-going pressure has become most acute during the summer season but is also recognized as being an impact on a year-round basis in Northeast Harbor. Our Traffic Subcommittee has done an excellent job of recording daily, weekly, and monthly use of the Northeast Harbor Marina vehicle parking space and will be making new recommendations for the Town to adopt stronger control for the use of the public parking. Much of the new demand for parking space in Northeast Harbor is caused by the residential and construction workforces traveling to the Cranberry Islands.

The Town of Cranberry Isles officials have been notified of our concerns and are cooperative in seeking solutions.

Re-construction and upgrades to both the north and south pedestrian access ramps at the Northeast Harbor Marina will be fully completed in the early spring of 2024. The original pedestrian walkways were over 50 years of age and showed extensive deterioration and weathering. The new walkways have been well engineered and constructed to be long-lasting and also meet recommended requirements for handicap access.

The big main pier in Northeast Harbor is now approaching 70 years of age. It was originally designed and built during the 1954 dredging and reconstruction project of the shoreline, closing off an area known as Fraizer's Cove. Plans are in discussion about the eventual replacement of the main pier. Because of the 1954 project, residents and visitors to our Town are able to use and enjoy our public village green and tennis courts, an Information Center, auto charging stations, the Harbormaster's Office, and Yachtsmen's Building.



Construction of North Ramp Footings

Future shoreline development in our Town and along the coast of Maine will be impacted by the increasing tidal water levels such as experienced during several coastal storms in the fall of 2023 and in January of 2024. The high tidal water levels, combined with severe coastal winds caused massive damage to many roads, shoreside piers, docks, and buildings in the Town of Mt. Desert.



New Public Ramp in Northeast Harbor

I would like to thank all of the members of the Harbor Committee for their continued dedication and volunteered efforts benefitting the Town of Mt. Desert.

Respectfully submitted,

Rick Savage,
Chairman

Planning Board

The Town of Mount Desert Planning Board meets every second and fourth Wednesday of the month, as well as a number of special hearings throughout the year when the regular schedule is filled. The Conditional Use Approval process typically involves a site visit by available board members and the applicant, during the same day as the public hearing. Board meetings are held in the Town Meeting Room at 21 Sea Street in Northeast Harbor and online.

In 2023 the Planning Board reviewed:

- (14) Conditional Use Applications
- (10) Subdivision Applications

2023 was pretty much back to normal with public hearings, site visits and special hearings as the Planning Board was primarily operating in person. The Board has opted to continue the availability of public hearings on Zoom as doing so provides the ability for many to participate that would often not be able to, especially in the event of inclement weather. Future public hearings will continue to be both in person and online, until further notice.

This year the Planning Board saw a significant increase in the number of Subdivision Applications which involved a variety of project types from pre-existing subdivision modifications to workforce housing. Compared to one (1) Subdivision Application received in 2022, this past year saw a 10-fold increase. Subdivision Application #002-2023 for the proposed Heel Way Workforce Housing was a particularly challenging project for the Planning Board as we received more Board communication than any other Subdivision or Conditional Use Application received in my tenure over the last 10 years. The Subdivision Review process is a 3-part process commencing with a Sketch Plan Review where a site visit is conducted, and an informal open project discussion is engaged with the applicant and public. The review process then continues into a Completeness Review, where the Planning Board determines if the application is complete based on the prescribed submittal requirements. The final step of the review process is the Public Hearing / Compliance Review where the public is again heard and the Board deliberates, making a final determination of approval or denial.

Specific to the Heel Way Workforce Housing project, the Planning Board Conducted seven (7) hearings from February through October with five (5) hearings dedicated to the Public Hearing Phase of review. The Board strived to give due process to both the applicant and public, keeping discussions focused upon the specific review criteria of the applicable ordinances and yet recognize that it is still a human process as we allowed for unprecedented, yet measured, public comment. The application was ultimately approved and the Board's decision has since been appealed.

A big THANK YOU is again in order to our exceptional Code Enforcement Officer, Kim Keene, and the Town administrative staff who steer applicants and the Board through the mountainous paper trail, scheduling and procedural tasks that keep the Conditional Use Approval and Subdivision Review process moving along. Additionally, Heidi Smallidge, is our amazing recording secretary who diligently details the board minutes throughout the year. Also, would like to acknowledge our Town Assessor, Kyle Avila, as he has assisted the Board on several occasions since he is also the Town's de facto Zoom / Tech Consultant.

The Planning Board is comprised of five full time members and two alternates. In the last year we welcomed Gail Marshall and Allen Kimmerly as new full-time members to the Board and currently have two (2) alternate positions available. I encourage anyone with an interest in becoming part of the Planning Board to contact the town office.

Thank you to all applicants, public, board members and supporting staff for your involvement in the Planning Board. We have a fantastic Town that I and fellow Board members are honored to serve.

Respectfully Submitted,

William Hanley, Chairman
Mount Desert Planning Board

2023 Town of Mount Desert Planning Board Agenda			
Hearing Date	Application Type	Number	Purpose
01/11/23	4.3.7 Change of Use of a Non-conforming Structure.		To convert an existing garage into an art studio
01/11/23	Conditional Use Approval Application	#017-2022	Section- 5.6 – Amendment to previously approved Conditional Use Approval Applications - Independent School.(CUA#10-2016 & 012-2020)
01/11/23	Conditional Use Approval Application	#018-2022	Sections 3.4 and 6C.7 Marine Structure- Seasonal 3-foot wide by 40-foot-long ramp, with a seasonal 20-foot wide by 20-foot long float on the shore.
01/11/23	Conditional Use Approval Application	#019-2022	Section 3.4 – Non-Commercial – Outdoor Recreational Facility – 14’ X 10’ hot tub.
01/11/23	Conditional Use Approval Application	#020-2022	Section 3.4 – Excavation or Filling. Shoreline Stabilization
01/25/23	Conditional Use Approval Application	#001-2023	Section 3.4 – Church - Expansion of a Physically Challenge Ramp and Deck on front of church
01/25/23	Land Use Zoning Ordinance Section 6B.11 Lots § (2) Access, <i>Subdivision Ordinance</i> Sections 3.1.1 Road Standard Review & Waiver and Modifications of this Ordinance § 6.1.1		Request a waiver of the Street Design and Construction Standards of Section 5.14 of the Subdivision Ordinance for an existing private road.
02/08/23	Land Use Zoning Ordinance and Land Use Map Amendments for the 2023 Annual Town Meeting on May 2, 2023.		
02/22/23	Conditional Use Approval Application	#002-2023	Section 3.4 - Piers, Docks, Wharves, Bridges, and other Structures and Uses Extending over or below the Normal High-Water line or within a wetland & Section 6C.7 - Marine and Freshwater Structure Performance Standards. Concrete abutment, aluminum ramp & float

2023 Town of Mount Desert Planning Board Agenda

02/22/23	Subdivision Approval Application(s): Section 4.1 PreApplication Procedures for Subdivisions: Sketch Plan	#001-2023	Modifications to a previously approved and recorded Subdivision. (Amendment #1 of the 3.02 Acres Subdivision – File 45 Number 61 recorded October 25, 2018 & Amendment #2 File 48 Number 54 recorded March 10, 2021)
02/22/23	Subdivision Approval Application(s): Section 4.1 PreApplication Procedures for Subdivisions: Sketch Plan	#002-2023	Subdivision as defined is the construction or placement of 3 or more dwelling units on a single tract or parcel of land within a 5-year period. The proposal is the construction or placement of 6 dwelling units on a single tract or parcel of land within a 5-year period. Workforce Housing.
03/22/23	Conditional Use Approval Application	#003-2023	Section- 5.6 – Amendment to previously approved Conditional Use Approval Applications - Independent School. (CUA#10-2016, 012-2020 & 017-2022)
03/22/23	Subdivision Approval Application(s): Section 4.1 PreApplication Procedures for Subdivisions: Completeness Review	#001-2023	Modifications to a previously approved and recorded Subdivision. (Amendment #1 of the 3.02 Acres Subdivision – File 45 Number 61 recorded October 25, 2018 & Amendment #2 File 48 Number 54 recorded March 10, 2021)
03/22/23	Other: Section 2 General Provisions, Similar uses: Unspecified Uses which are substantially the same as, or having effects the same as, the uses listed in Section 3.4 shall be treated the same as those listed uses. Similarity shall be determined by the Planning Board in strict compliance with the standards set forth in Section 6 and with other pertinent provisions of this Ordinance. Any use or activity not listed in Section 3.4 shall be excluded unless the Planning Board, in accordance with Section 3.4, determines that it is similar to a specified use.		To have an informal discussion regarding “use”.
04/12/23	6B.16 Sign Regulations		Maine Department of Transportation Signage Request
04/12/23	Subdivision Approval Application(s): Section 4.1 PreApplication Procedures for Subdivisions: Sketch Plan	#003-2023	Divide Lot #5 in Sol Terre Subdivision (Amendment #4).
04/26/23	Subdivision Approval Application(s): Section 4.1 PreApplication Procedures for Subdivisions: Completeness Review	#001-2023	Modifications to a previously approved and recorded Subdivision. (Amendment #1 of the 3.02 Acres Subdivision – File 45 Number 61 recorded October 25, 2018 & Amendment #2 File 48 Number 54 recorded March 10, 2021)
04/26/23	Subdivision Approval Application(s): Section 4.1 PreApplication Procedures for Subdivisions: Completeness Review	#002-2023	Subdivision as defined is the construction or placement of 3 or more dwelling units on a single tract or parcel of land within a 5-year period. The proposal is the construction or placement of 6 dwelling units on a single tract or parcel of land within a 5-year period. Workforce Housing.
05/10/23	Conditional Use Approval Application	#004-2023	Section 3.4 Excavation or Filling of > 150 cubic yards. Shoreline Stabilization Project.
05/10/23	Subdivision Approval Application(s): Section 4.1 PreApplication Procedures for Subdivisions: Completeness Review	#003-2023	Divide Lot #5 in Sol Terre Subdivision (Amendment #4).

2023 Town of Mount Desert Planning Board Agenda

06/14/23	Subdivision Approval Application(s): Section 4.1 PreApplication Procedures for Subdivisions: Public Hearing	#002-2023	Subdivision as defined is the construction or placement of 3 or more dwelling units on a single tract or parcel of land within a 5-year period. The proposal is the construction or placement of 6 dwelling units on a single tract or parcel of land within a 5-year period. Workforce Housing.
06/14/23	Conditional Use Approval Application	#005-2023	Section- 6B.8 Fences & Walls, Exceeding CEO Authority.
06/28/23	Conditional Use Approval Application	#006-2023	Section- 6B.8 Fences & Walls, Exceeding CEO Authority.
06/28/23	Conditional Use Approval Application	#007-2023	Section- 3.4 & 6C.7- Marine Structure. Pier, Ramp & Float(s)
06/28/23	Conditional Use Approval Application	#008-2023	Section 3.4 - Animal Husbandry 2 (Recreational (Non-commercial). 6 hens, mixed breeds. Chicken Coop with enclosed run/pen
08/09/23	Subdivision Approval Application(s): Section 4.1 PreApplication Procedures for Subdivisions: Public Hearing	#002-2023	Subdivision as defined is the construction or placement of 3 or more dwelling units on a single tract or parcel of land within a 5-year period. The proposal is the construction or placement of 6 dwelling units on a single tract or parcel of land within a 5-year period. Workforce Housing.
08/09/23	Subdivision Approval Application(s): Section 4.1 PreApplication Procedures for Subdivisions: Sketch Plan	#004-2023	Modifications to a previously approved and recorded Subdivision. (Amendment #1 of the Somes Sound Subdivision – File 33 Numbers 146 & 147 recorded November 10, 2004, Underground Utilities Plan).
08/23/23	Conditional Use Approval Application	#009-2023	Section 3.4 – Recreational (Non-Commercial) – Outdoor Recreational Facility – Swimming Pool & Spa.
09/13/23	Subdivision Approval Application(s): Section 4.1 PreApplication Procedures for Subdivisions: Public Hearing	#002-2023	Subdivision as defined is the construction or placement of 3 or more dwelling units on a single tract or parcel of land within a 5-year period. The proposal is the construction or placement of 6 dwelling units on a single tract or parcel of land within a 5-year period. Workforce Housing.
09/27/23	Conditional Use Approval Application	#010-2023	Section 3.4 – Recreational (Non-Commercial) – Outdoor Recreational Facility – Swimming Pool & Spa.
09/27/23	Conditional Use Approval Application	#011-2023	Section 3.4 – Recreational (Non-Commercial) – Outdoor Recreational Facility – Swimming Pool & Spa.
10/11/23	Subdivision Approval Application(s): Section 4.1 PreApplication Procedures for Subdivisions: Public Hearing	#002-2023	Subdivision as defined is the construction or placement of 3 or more dwelling units on a single tract or parcel of land within a 5-year period. The proposal is the construction or placement of 6 dwelling units on a single tract or parcel of land within a 5-year period. Workforce Housing.

2023 Town of Mount Desert Planning Board Agenda

10/18/23	Subdivision Approval Application(s): Section 4.1 PreApplication Procedures for Subdivisions: Public Hearing	#002-2023	Subdivision as defined is the construction or placement of 3 or more dwelling units on a single tract or parcel of land within a 5-year period. The proposal is the construction or placement of 6 dwelling units on a single tract or parcel of land within a 5-year period. Workforce Housing.
10/24/23	Subdivision Approval Application(s): Section 4.1 PreApplication Procedures for Subdivisions: Public Hearing	#002-2023	Subdivision as defined is the construction or placement of 3 or more dwelling units on a single tract or parcel of land within a 5-year period. The proposal is the construction or placement of 6 dwelling units on a single tract or parcel of land within a 5-year period. Workforce Housing.
10/25/23	SECTION 2 GENERAL PROVISIONS: Similar uses. Unspecified Uses which are substantially the same as, or having effects the same as, the uses listed in Section 3.4 shall be treated the same as those listed uses. Similarity shall be determined by the Planning Board in strict compliance with the standards set forth in Section 6 and with other pertinent provisions of this Ordinance. Any use or activity not listed in Section 3.4 shall be excluded unless the Planning Board, in accordance with Section 3.4, determines that it is similar to a specified use.		Determination of Use.
10/25/23	SECTION 2 GENERAL PROVISIONS: Similar uses. Unspecified Uses which are substantially the same as, or having effects the same as, the uses listed in Section 3.4 shall be treated the same as those listed uses. Similarity shall be determined by the Planning Board in strict compliance with the standards set forth in Section 6 and with other pertinent provisions of this Ordinance. Any use or activity not listed in Section 3.4 shall be excluded unless the Planning Board, in accordance with Section 3.4, determines that it is similar to a specified use.		Determination of Use.
11/08/23	Conditional Use Approval Application	#012-2023	Section- 3.4 – Office Building. Renovate existing office building and construct new addition. Services 3 (not wholly enclosed). Reconstruct existing maintenance (carpentry shop, paint shop, mechanic shop etc.) buildings.
12/13/23	Land Use Zoning Ordinance Section 6B.11 Lots § (2) Access, <i>Subdivision Ordinance</i> Sections 3.1.1 Road Standard Review & Waiver and Modifications of this Ordinance § 6.1.1		Request a waiver of the Street Design and Construction Standards of Section 5.14 of the Subdivision Ordinance for an existing private road.
12/20/23	1. Subdivision Ordinance Review & Discussion. 2. LD2003 - Increase Housing Density LUZO Amendments. 3. Land Use Ordinance Amendments. 4. Planning Board Applications.		

Jim Green
President
Ned Nalle
Vice President, Nominating
Gary Madeira
Treasurer & Secretary



Jack Katz
Will Hudson
Cammie Disston
Marnie Phillips
Whitney Drayton
Perot Bissell
Elizabeth Johnson
Frances Fremont Smith

The mission of the Summer Residents Association (SRA) of the Town of Mount Desert is to provide an effective means of communication between the summer residents and the town leadership on issues that concern the current and future well-being of the Town. The SRA Board of Directors seek to represent and to keep the summer community informed of, and involved in, the Town planning process on current and future issue. The SRA has a board representing most villages in the Town of Mount Desert.

The Summer Residents Association seeks to be the timely and constructive voice of the summer residents with Town government, working closely with Town leaders to preserve and protect the unique character, culture, environment and quality of life in the Town of Mount Desert.

In 2022 we saw the expansion of the SRA Board with the election of Elizabeth Johnson, Jack Katz and Frances Fremont Smith, last August, bringing the board to 11 members. These new Board Members bring fresh eyes and perspective from Otter Creek, Somesville and Pretty Marsh. To build further on this momentum, we are aiming for a more gender balanced board (35% women to 65% men at the moment) and we'd like to increase our overall membership and board membership by bringing in representation of the younger generations. We saw a slight rise our membership to 253 families and our goal for 2023 is to bring in new members. To that end, our membership rate of \$25 per year will stay the same. If you own or rent property in the Town of Mount Desert, but do not have voting privileges, consider joining: info@123neh.com for more information.

In an effort to increase attendance; we held only one Members Meeting last year as we were testing a new format. As it was a successful meeting with attendance up dramatically, in 2023 the SRA will continue with the new format but return to one meeting in July and one in August. In honor of the passing of Buddy Brown and Dana Haynes, Tom Brown and Wendy Littlefield were guest speakers. Their tributes were touching and heart-felt and for all the SRA members in attendance, it was a meaningful way to remember Buddy and Dana's enormous contributions to the town and their commitment to keeping a solid tie between the local and summer community. Kevin Schneider, Superintendent of the ANP also spoke and gave the members an update of the 2022 season. Attendance in the park was down only slightly from 2021. He also spoke of the challenges in meeting the housing needs of the park staff to keep up with the increasing popularity of ANP.

We put more effective and environmentally responsible communication into play with our social media sites on Facebook (Summer Residents Association, Town of Mount Desert) and Instagram (Summer Residents Assoc MDI). Our social media pages are the best way to keep up to date in a timely way. We continue to send a digital newsletter and digital updates via email as well and we reduced our paper trail considerably by sending paper newsletters to only a small portion of the membership that specifically requested them.

There are multiple hot topics in town this year: Short term rental licensing ordinance, the proposal to reorganize the schools into one district, the addition of workforce housing within the town and on the island, the institution of a code of ethics to address conflicts of interest on town boards are all being discussed during the off season. The SRA has a goal for 2023: to better determine consensus to constructively use the voice of its members to communicate with the local government leaders to preserve, protect and support the unique quality of life for all residents of the Town of Mount Desert.

The 2023 SRA meetings are open to the whole community and we encourage you to attend and provide your feedback.

Respectfully submitted,
The SRA Board of Directors 2022-2023

Acadia Disposal District

Acadia Disposal District Annual Report

2024 for 2023

The Acadia Disposal District (ADD) is an independent quasi-municipal, tax-exempt solid waste corporation with its main office located in the Town of Mount Desert. It received its Certificate of Organization from the State of Maine in 2003. The purpose of the ADD is to assist with the cost-effective, environmentally friendly, efficient, and lawful management, disposal, and recycling of municipal solid waste (MSW) materials on behalf of its member towns. The ADD has an adopted set of by-laws by which the district is operated, and each member community has signed an interlocal agreement as a requirement for joining. Charter Members of the ADD include the Towns of Cranberry Isles, Mount Desert and Trenton; Frenchboro and Tremont have since joined; Southwest Harbor rejoined in 2023. We would welcome additional member communities.

A. Board of Directors: In conformance with the member town's interlocal agreements, the Board of Directors consists of one representative per member town. Each director has one vote regardless of the population or evaluation of the town they represent. We encourage anyone with solid waste related questions or comments to contact their local director. The members are:

Cranberry Isles: Director Jim Fortune at james@cranberryisles-me.gov

Frenchboro: Director Richard Turner at rladdturner@gmail.com

Mount Desert: Director and Chair Tony Smith at 29parsonscounty@gmail.com

Southwest Harbor: Director Jim Vallette at jvallette@southwestharbor.org

Tremont: Director and Clerk Carey Donovan at carey3d@gmail.com

Trenton: Director Martha B. Higgins at atlmainiac@comcast.net

Treasurer, Kathi Mahar

B. ADD Website: The ADD website went online in February 2019. We are working with our web site provider to improve the site. As with last year, we look to update the site by including more information related to solid waste and recycling on it. We can be found at <https://acadiadisposal.org>

C. Municipal Solid Waste

a. Recycling: Most towns who had opted for the Hampden facility "One Bin All In" program have restarted their own program following the closure of that facility in May 2020. The process was doing what it was designed to do but a lack of funds and insufficient management led to the closure, achieving greater than 50% diversion on a number of occasions while it was open. The technology worked. It is anticipated that the facility will offer "One Bin All In" when it reopens with an anticipated start date of 2025.

b. Municipal Review Committee (MRC): The MRC is a nine-member Board of Directors (the Board), of which I am one, which works for its 115 member towns, cities, and solid waste districts, who are elected to staggered three-year terms by the member communities. All members of the Board serve the entire membership on an at-large basis with a focus on implementation of the MRC mission for the benefit of the entire MRC region. The MRC mission is to help provide access to safe, sustainable, efficient, and affordable management of MSW with a maximum diversion of materials away from landfills. Board members are not paid as some people seem to believe but are volunteers. The Board is typically comprised of town and city managers, public works directors, finance directors, former bankers, members of their local selectboard or council, managers of solid waste facilities and folks retired from jobs or who participate in volunteer work that lends itself to being a productive Board member. An executive director, consultants, and legal counsel

assist the Board with their duties and responsibilities. Additional information about the MRC can be found at www.mrcmaine.org.

c. MRC and the Hampden Solid Waste Processing Facility:

Early in August 2022, after many months of negotiations between the Bondholder Trustee, the Receiver, Lienholders, and the MRC, the sale of the waste processing facility in Hampden to the MRC was approved. This was exciting news and marked a significant first phase of the plant's reopening. We then came to terms with the last objecting lienholder, and with that news, the courts were able to approve the sale of the facility to the MRC. After two long years of uncertainty, MRC was excited to take full control of, and make timely decisions on, plant operations. Efforts began to focus on reopening under the new name, Municipal Waste Solutions (MWS), and the successful return to processing MSW and recycling for our members.

As such, later in August, the MRC purchased and owned a state-of-the-art \$80-plus million facility and the land on which it sits. The MRC is excited for this new opportunity — for increased recycling, for less waste to landfill and, for helping the state with its climate goals. The plant is in good operating condition. During its closure, the MRC monitored the plant's control systems and equipment and kept it warm during cold winter months. We know that the plant's technology works. It operated successfully during the seven months prior to its closing, demonstrating that it was capable of accepting and processing waste with diversion rates that exceeded the 50 percent Department of Environmental Protection (DEP) permit requirement. It is important to remember that the prior owner's failure was due to poor management, lack of financing, and delayed permit approval, not the plant itself.

Ownership of the plant offers a unique opportunity for MRC communities to take control of and be responsible for their own municipal solid waste. There is more at stake here than just the plant in Hampden. The state's other processing facilities are aging and have limited capacity. Adding the Hampden plant's capacity and modern technology to the state's solid waste processing infrastructure is critical to meeting the needs of this region. It can also increase statewide recycling and diversion rates and foster more collaboration in efforts to diversify Maine's approach to municipal solid waste management.”

It has been estimated that \$20 million will be needed to successfully restart the plant and cover operating costs until the facility achieves profitability. Rather than asking MRC members to provide this level of funding, MRC solicited proposals from potential private sector partners. MRC identified and agreed to terms with a company called Innovative Resource Recovery (Innovative), a leading resource recovery company that specializes in transforming waste into valuable resources. Innovative is committed to advancing sustainable waste management practices by implementing advanced technologies and fostering collaboration with industry stakeholders.

In June of 2023, the MRC and Innovative announced the signing of a landmark agreement to become co-owners of MWS' Hampden facility. This collaboration marks a significant step forward in advancing sustainable waste management practices and promoting a circular economy in Maine.

The Hampden plant has long been recognized as a crucial hub for effective waste processing and recycling in the region. By bringing together the expertise and resources of MRC and Innovative, this partnership aims to enhance operational efficiencies, expand recycling capabilities, and further reduce the environmental impact of municipal solid waste.

The partnership represents a powerful synergy in our mission to build a more sustainable future. By combining our knowledge, experience, and resources, we are poised to transform waste management practices, maximize recycling rates, and promote environmental stewardship within our communities.

From the MRC, “We are excited to embark on this joint venture with Innovative Resource Recovery. Our shared commitment to innovation and sustainability will enable us to provide more effective waste management solutions while minimizing the environmental impact. This collaboration is a testament to our dedication to the well-being of our communities and the preservation of our natural resources.”

Innovative expressed their optimism for the partnership, stating, “Joining forces with Municipal Review Committee is a significant milestone for us. We are excited to contribute our expertise in resource recovery to the Hampden facility, working alongside MRC to revolutionize waste management practices and foster a circular economy. Together, we are creating a partnership that is a model for other regions and communities to take for a more sustainable future for generations to come.” The partnership between MRC and Innovative represents a shared commitment to finding innovative solutions for waste management challenges, promoting recycling, and reducing the reliance on landfilling. Through this collaboration, both organizations aim to set new standards for sustainable waste management practices and make a positive impact on the environment and local communities.

Since the partnership was formed, MWS continues to advance engineering and development activities to support a re-start of the Hampden facility in 2025. As part of the due diligence process, the equipment was previously turned on and run as part of Innovative’s due diligence process related to their purchasing a portion of the facility. Since the formation of the partnership, trial runs of the facility were conducted using MSW chosen from a cross section of MRC members representing different recycling approaches, including communities that engage in mixing and sorting, those utilizing curbside recycling, and those relying on local transfer stations for recycling. DEP and the facilities equipment manufacturer were in attendance.

The primary objectives of the trial runs were to verify equipment functionality as well as obtain samples of the organic and fiber streams that will be processed in the expanded anaerobic digestion system. Those feedstock samples were shipped to MWS’s anaerobic digestion technology partner for a series of lab tests to further support the overall modifications to the facility. In addition to the engineering activities, we continue to advance various commercial and regulatory elements of the re-start plan, including key workstreams such as working with the DEP on permitting, identifying additional sources of feedstock that will allow us to fully utilize the facilities capacity, and developing markets for the various products that will be recovered at the facility. MWS expects to construct process modifications this year and commencing commercial operations in 2025.

D. Maine Waste Generation and Capacity Report: The DEP released the 2020 & 2021 Municipal Solid Waste Generation and Disposal Report to the legislature. The report is submitted biannually to the Joint Standing Committee on Environmental and Natural Resources and reviews Maine’s solid waste and recycling landscape. We encourage you to review the report on the DEP’s website. Some of the larger points that affect the MRC and MWS are the recycling rate and the disposal capacity.

Predictably, Maine did not meet its goal of a 50% recycling rate for 2020 and 2021 reaching 34% and 33.7% respectively. The report highlights the many factors that affect the recycling rate including global recycling commodity prices. This low rate relative to the State’s goal of 50% is one reason the MRC is focused on reopening MWS and ensuring that it is fully operational thus reducing the reliance on landfills for disposal. The report highlights that there is enough landfill disposal capacity for the next five years at current Maine generated MSW rates. Additional capacity should become available when the MWS plant is operational e.g., less landfill disposal.

This report also touched on the Maine Materials Management Report (MMMR) to be released in January 2024. It highlighted that it would provide recommendations “to treat waste as a valuable resource to be recovered rather than as a liability.” This is what the Hampden facility is designed to do in accordance with the state’s Solid Waste Management Hierarchy. The MMMR will also provide guidance in regard to the DEP’s Extended Producer Responsibility Program for Packaging (EPR) implementation, a summary of which follows here.

E. DEP’s Extended Producer Responsibility Program for Packaging:

The MRC has been closely watching and actively participating in the DEP’s EPR program law implementation and rulemaking process. Representatives of the Board of Directors and those on the MRC Waste Flow Committee have taken the lead for the MRC in this process. They have conducted meetings with representatives of the DEP in Bangor and participated in the EPR’s Producer Exemptions and Municipal Reimbursement stakeholder meetings.

As described in the information on the DEP websites EPR section, in July 2021, the Maine legislature passed a law establishing a stewardship program for packaging. The law shifts the cost of managing packaging waste from municipalities and citizens to producers of the products we buy. It places a fee on producers based on their packaging choices. Payments by producers will be based on the net amount of packaging used and will consider toxicity and whether the packaging is readily recyclable. This will provide incentives for producers to choose more readily recyclable packaging and use less packaging. The program’s purpose is to reduce the volume and toxicity and increase the recycling of packaging material. Producers of products will pay into a fund based on the amount and the recyclability of packaging associated with their products. These funds will be used to reimburse municipalities, on a participatory voluntary basis, for eligible recycling and waste management costs, make investments in recycling infrastructure, and help Maine citizens identify their best recycling methods.

After the creation of the law, the process moved into the rulemaking phase of the EPR program that has been completed. Rulemaking provides the details that are required to implement the program described in the law that is not actually outlined in the law itself. The rulemaking process is designed to ensure the consideration of all input provided by “interested parties” of which the MRC and our members are. The DEP further defines the “interested parties” as “stakeholders.” The DEP collaborates with stakeholders to develop a draft rule that takes into account comments and concerns from the stakeholders.

Elements that were defined through rulemaking include processes for determining:

- producer payments;
- producer reporting requirements;
- which types of packaging are considered readily recyclable;
- which municipalities are similar municipalities;
- municipal reporting requirements and reimbursements;
- requirements for the assessment for program performance;
- methods for performing audits of recycling, solid waste, and litter;
- a schedule for reporting by the stewardship organization; and
- for reviewing proposed investments for recycling infrastructure and education.

The draft rule is then published for public comment which is where we are now. After a comment period, the department must consider all comments and make changes as appropriate; if substantive changes are made, a new comment period follows. The rule must then be adopted by the Board of Environmental Protection, a citizen board that oversees several DEP activities. Major substantive rules, which may be developed to allow for additional packaging exemptions, also require the approval of Maine’s legislature.

DEP has made considerable effort to gather stakeholder input to gather as much information as possible. At the stakeholder meetings representatives of the MRC attended, one thing has been abundantly clear and reinforced. Moving forward, the amount of work required by the DEP, stakeholders and all others concerned with the successful implementation of the program will be tremendous.

F. Household Hazardous Waste & Universal Waste Collection Day: The ADD sponsored another successful HHW&UW (Household Hazardous Waste & Universal Waste) collection event on September 23, 2023. We were once again at MDIHS. As before, this year’s collection was open from 9:00 AM to 10:00 AM for truckloads of materials from the outer islands then from 10:00 AM to 2:00 PM for the general public. Financial assistance from the League of Towns, use of the MDIHS parking lot, the donation of two roll-off containers from Gott’s Disposal, the work of our volunteers and waste vendors we have successfully worked with in the past, helped make this a very successful event. We thank them all. Materials were delivered to us from the same towns as last year.

Universal Waste (UW): The comparison summary of universal waste collected in 2022 and 2023 is shown below. Some of the waste is measured per each item; some by weight. This is the first-year flat screen televisions have been collected separately from long outdated ones and broken out and reported separately.

UW Summary Item	2022		2023	
	Units Each	Weight Pounds	Units Each	Weight Pounds
Fluorescent Lights	391	NA	542	NA
Batteries:				
Alkaline	NA	295	NA	267
Lead Acid	NA	1,893	NA	1,331
Lithium	NA	38	NA	106
NiCD	NA	29	NA	78
NiMH	NA	26	NA	10
Button Cell Battery	NA	7	NA	4
CFL	21	Ea.	0	NA
U lamp	18	Ea.	0	NA
CPU's and Laptops	NA	558	NA	675
Miscellaneous: Circuit Boards, Drives, Monitors	NA	1,374	NA	1,724
Monitors	NA	148	NA	487
Printers	NA	873	NA	654
Televisions – non-flat screen	NA	2,689	NA	673
Flat Screen Televisions	1 st . year broken out		NA	392
Air Conditioners	NA	0	NA	0
Microwaves for recycling	NA	0	NA	0
Smoke Detectors	NA	27	NA	31
Wire and Cable	NA	0	NA	0
Cell Phones	NA	0	NA	0
Freon containing	NA	0	NA	0
PCB Ballasts	NA	0	10	NA
Non-PCB Ballasts	NA	0	35	NA
Hg Containing Devices	NA	1	3	NA
Totals	391	7,957	590	6,432

Household Hazardous Waste (HHW): There were 739 units of HHW items collected in 2022 compared to 854 in 2023 with one unit being equal to five gallons or twenty pounds, as applicable. This was another very good collection day for all concerned. The waste materials included oil-based paint, turpentine, varnish, stains, auto fluids, paint removers and strippers, swimming pool and photo chemicals, adhesives, solvents, fertilizer, oven and drain cleaner, fungicides, herbicides, pesticides, acids, and linseed oil. We do not record exact amounts of the specific waste material; we work with the vendor to estimate the number of units of each.

G. Regional Household Hazardous Waste Collection Facility: As reported last year, the ADD is considering the development of a local regional hazardous waste collection facility. Working with members of our congressional delegations, we were successful with our application for funding, being awarded \$350,000 towards the costs of our proposed project. It is the opinion of the ADD that the more opportunities there are for people to properly dispose of such materials the larger the amount of materials will be that are properly managed and disposed of and not end up in the regular trash or other places it should not go. If we are successful with developing a local collection point for these materials, we plan to continue the annual collection that we typically hold as long as it proves a benefit to the people.

We retained the services of a civil and environmental engineering firm to provide us with professional technical support. In brief, the scope of work includes three phases with associated work tasks:

Phase 1: Preliminary Site Identification and Public Education

- Task 1: Regulatory Clarification
- Task 2: Site Selection and Evaluation
- Task 3: Public Education and Input
-

Phase 2: Permitting

- Task 1: Facility Concept Plans
- Task 2: Permitting

Phase 3: Design and Construction

- Task 1: Facility Design and Construction Administration
-

To date, we have only committed to Phase 1 of the services with our engineering firm. We want to see the result of the efforts involved with it before committing to additional work.

H. Student Grants: As reported in the past, the ADD established a student grant program for schools located in ADD member towns. The grant must be applied for before implementation of a project and there is no deadline for our receipt of an application. We do not have a formal application form but the request for a grant must be made to us in writing. If you have any questions about the grants or the process, please contact Chair Tony Smith at 29parsonscounty@gmail.com

I. Insurance: ADD purchases volunteer, property and casualty and workers compensation insurance from MMA. We are required to carry the workers compensation insurance even though we do not have any employees; the volunteer directors are considered when rates are calculated for coverage. The insurance is to cover any lost time suffered by a volunteer should they be hurt while participating in an ADD function e.g., a Board of Directors meeting, the HHW&UW collection, etc. Each year we have received a rebate from MMA for not having filed any claims.

J. Financial Audit: We had another successful audit for FY-2023 using the services of James W. Wadman CPA in Ellsworth. Thanks to Treasurer Mahar for her management of our accounts and her preparation of audit materials provided to the auditor. She is key to our audit success.

K. Summary: In summary, the Board of Directors of the ADD would like to encourage all residents and taxpayers in our member towns to become active in learning about solid waste issues. We particularly encourage our municipal officials and officers to do so. Even though each director works with the understanding that they would like to become the solid waste expert in their community, nothing can replace firsthand knowledge.

Our meetings are open to the general public in person or by Zoom and, as of this date, are held at 9:30 A.M. every other Wednesday in the Town of Southwest Harbor's town office located at 26 Village Green Way. The Zoom link is included on each agenda.

Thank you very much for your continued support.

Tony Smith, ADD Chair

Note: Sources for some of the information in this report include, but are not necessarily limited to, the DEP website; the MRC website and member correspondence and attendance at various meetings.



The trusses arrive and the new Mount Desert Fire Station in Northeast Harbor begins to take shape!

Mount Desert Water District

2023 Mount Desert Water District

This year the Mount Desert Water District lost a valuable employee of 21 years of service, Stephen Montminy, who passed away suddenly, on 9/7/23. Steve was a dedicated employee who will be forever remembered.

The Steamboat Wharf Water Main replacement was completed in May 2023 after significant legal delay. District Employees worked in partnership with our contractor BCM to replace an old 6-inch main with a 10-inch main. This project allows us for the first time to have access to fire hydrant water on Ox Hill. This past fall, we replaced the water main on Wetlands Way.

The District crafted the Public Water Supply Protection Ordinance pursuant to M.R.S. Title 30-A approved by the Town. This ordinance will further strengthen the protection of our source water.

Last fall the District hired Jacob Bison who is a Civil Engineer with 11 years of experience.

Respectfully submitted,

James R. Fahey, Chairman

Trustees:

David Mastropaolo
Alan Joseph
Stuart Burr,
Rosemary Matchak

Management:

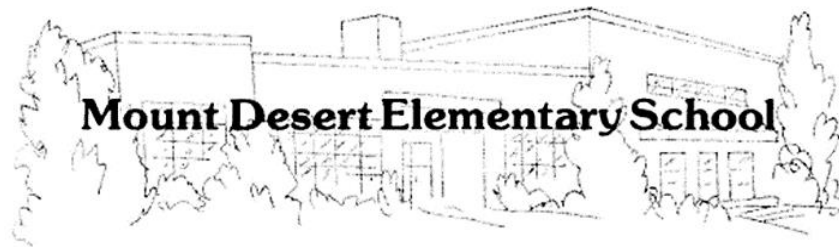
Paul Slack, General Manager

Staff:

Natasha Johnson
Mike Olson
Ryan Frati
Jacob Bison



Rainy day outside the office



P.O Box 308
Northeast Harbor, Maine 04662
Telephone (207)-276-3348
Fax (207)-276-5830

It is truly a pleasure to join your community as Mount Desert Elementary School's principal. Though this is my first year at MDES, it is my 5th year as an elementary school principal. I was an elementary school teacher for 19 years prior to becoming a principal. My first several months of this school year have focused on making connections and building relationships with students, their families, our staff and community members.

This school year, we have welcomed 31 new students, including our Pre-K class of 17. New to our staff this year are Kristen Braun (1st grade teacher) Lynda Kane (behavior interventionist), Cameron Frothingham (middle level special education teacher), Sara Hathaway (elementary level special education teacher), Contessa Brophy (school social worker), and ed techs Tricia Pope, Clora Culver, Jake Morrill, Melissa Billings and Susan Carroll.

We have focused our efforts on

- strengthening the quality of our academic instruction through the delivery of research-based instruction using high-impact teaching strategies
- nurturing classroom communities in which all learners are seen and heard, valued and respected
- identifying unique learning needs and increasing accessibility to meaningful and engaging learning opportunities.

Though our instructional staff cadre is nearly complete, it has taken much of the school year to fill special education and ed tech vacancies. We currently have one bus driver vacancy and will be looking for two drivers for the 2024-2025 school year. These vacancies are common throughout Hancock County as most schools are struggling to fill these positions. Your support of our school budget, which includes competitive salaries, stipends and benefits is appreciated in ensuring our desirability when potential employees are considering job opportunities in our area.

MDES is such a special place of learning and growth and promise. Each individual is a colorful thread in our beautiful tapestry. From teachers and interventionists, to ed techs and therapists, to bus drivers, custodial staff and groundskeepers, our school is loved and well-cared for. At all hours of the day, our school bustles with activity and is well-connected within the Mount Desert community. You may have seen our band playing in the Halloween parade or our elementary level students singing holiday songs at Neighborhood House. During the month of February, MDES student artwork from all grade levels was displayed at the Northeast Harbor Library. Our greenhouse and garden host learners of all ages daily. Our gymnasium is frequently busy with practices, games and tournaments. In the fall and spring, you will likely see our student athletes on the fields or running trails and sideroads. A short walk or a quick bus ride delivers students to the library or Neighborhood House for after school activities like Lego club, book club, Dungeons & Dragons, cookie baking, and youth sports.

In closing, I would like to extend my sincere appreciation to the MDES PTO, a committed and determined group of parents and family members who have supported students and staff through fundraising, mini-grants, staff wellness initiatives and gestures of appreciation. I would also like to thank the Northeast Harbor Library and Neighborhood House, for their partnership. The steadfast dedication of these agencies has positively impacted student growth, well-being and learning.

I invite you to get in touch with me or stop by the school to see, in person, the rich and rigorous learning tasks, programs and opportunities offered to your children, our students.

Respectfully submitted,
Heather Dorr
Principal, Mount Desert Elementary School
hdorr@mdirss.org



Mount Desert Elementary School Committee

To the Mount Desert Elementary School Community:

The Mount Desert Elementary School Committee (MDES Committee) wishes to thank the Mount Desert community for the support we receive from the Town officials and staff, public safety professionals, local businesses, volunteer committee members, residents, and seasonal residents. Our dedicated staff benefit from this support which allows them to provide excellent educational opportunities in a welcoming and nurturing environment.

Thank you for the opportunity to serve as a member of the MDES Committee. I have done so since being elected in May 2021 and have served as the Chair of the MDES Committee for nearly two years. My three-year term ends with the election in May 2024. I have submitted my paperwork to run for a second term and hope to continue as a MDES Committee member. Service on this MDES Committee also includes being a member of the Mount Desert Island High School Committee and the Mount Desert Island Regional School System Board (Board). It is an honor to serve the constituents of this elected office, the children in our community.

The Board and the Mount Desert Island Education Association (Association) recently negotiated an updated collective bargaining agreement (Contract) for the teachers of our District. I was one of the representatives of the Board in those negotiations. The Board and Association agreed to a process of bargaining that was a departure from typical contract negotiations that is referred to as Interest Based Bargaining (IBB). IBB encourages negotiators to become joint problem solvers to satisfy mutual interests and generate positive outcomes. We were able to negotiate a Contract that provides competitive salaries to attract and retain the highest quality educators and reward years of service. The Contract also improves paid leave, professional development, and planning time. The shift to IBB was well received by both the Board and the Association and provided a collaborative process with relatively quick success.

Also, last fall, each of the nine individual schools within the District submitted a letter of intent to the Maine Department of Education to develop a Reorganization Planning Committee (RPC) which received approval from the Commissioner. The RPC has two representatives from each of the individual school units which, for Mount Desert, includes myself and Sarah March. Sarah and I, along with the other RPC members, Superintendent Mike Zboray, and consultant Rob Liebow will review the work done by the Board regarding school reorganization and create a reorganization plan to present to the voters. The current structure of the District dates back 16 years to a state mandated consolidation process. The District is classified as an Alternative Organizational Structure (AOS) as opposed to a Regional School Unit (RSU) leaving disparities in budgets, educational programming, and opportunities for our learners. Moving to an RSU, similar to most other school systems in the state, would allow greater opportunities for equity across our schools for all of our students. The formation of an RSU could potentially allow for shifting the way in which we utilize our current school buildings which would bring greater opportunities in programming and social/emotional opportunities. The RPC will provide the community with opportunities for input on the reorganization. I strongly encourage everyone to take advantage of those opportunities. We want to hear from our community.

The MDES Committee created a Building Subcommittee to engage an architect to assess the current condition and programming of our building. We are currently in the second phase of that contract which includes conceptual designs of the needed renovations along with opinions of probable cost.

The last major building improvements were more than 20 years ago. As buildings age and as education methods advance, maintenance and upgrades become necessary to ensure we have adequate, fully functional facilities to support student learning. Some of the needed work is the replacement of our storage shed, a reconfiguration of our parking and access, window replacement, brick veneer repairs, entrance security improvements, and foundation repair. Additional work would be dependent upon the results of the reorganization process as the building use will dictate the types of upgrades to be done. This phased approach is reflected in the warrant presented at the 2024 Annual Town Meeting.

With the end of our previous school year, we bid farewell to Gloria Delsandro as our Principal. Gloria had been at MDES since the 2017-18 school year, the year my daughter started kindergarten. I'm very grateful to Gloria for all the great work she did at our school. She brought changes to ways in which the school provides phonics, reading, math, and social emotional learning, all with a focus on equity that allows all students to thrive. She also championed the Building Subcommittee to help us ensure the continued health of our building. I was sorry to see Gloria leave but happy to know that she stayed in our District as the Principal at Cranberry Isles Schools.

At the beginning of our current school year, we welcomed Heather Dorr as our new principal. Heather joined us from The Peninsula School in RSU 24 where she was also principal. Heather needed to quickly learn many things about MDES, the staff, the students, the programming, building needs, and much more. She has done a wonderful job learning her role at MDES. I look forward to working with her as she guides our school into the future.

Sincerely,

Brian L. Henkel
Chair – MDES Committee



Annual Report for the MDIRSS/AOS 91 Board

December 2023

This report focuses on the collective efforts of students, staff, and administrators working in the MDI Regional School System/AOS 91 during the 2022-23 school year. The tables below summarize our collective efforts, specific areas of focus, and, in some cases, revisions to plans for each Goal Area, as well as steps we plan to take in the 2023-24 school year. All goals and objectives align with the New England Association of Schools and Colleges (NEASC) and support the MDIRSS Service Promise:

AOS 91 works to interrupt educational inequities so that each child will thrive, one conversation at a time.

Goal 1: Strengthen Learning Culture

Learning culture promotes shared values and responsibility for achieving the school’s vision.	
Looking back, we...(September 2022 to August 2023)	Looking ahead, we plan to...(September 2023 to August 2024)
<ul style="list-style-type: none"> In support of our service promise: Continued to steward the development of Anti-Bias Anti-Racist lessons and practices, strengthen social emotional learning through advisory programs and restorative practices in middle and high schools 	<ul style="list-style-type: none"> March professional development day dedicated to Responsive Classroom training for all Pre-K-8 teachers and administrators. Assist schools in implementing supportive middle school structures, such as PBIS and Restorative Practices. Building staff support for wellness using Tools for Today and Tomorrow (resiliency support through mindfulness).

Goal 2: Improve Student Learning

Student learning practices maximize the impact of learning for each student.	
Looking back, we...(September 2022 to August 2023)	Looking ahead, we plan to...(September 2023 to August 2024)
<ul style="list-style-type: none"> Offered Professional Learning Opportunities to interested administrators, teachers & Ed Techs: <ul style="list-style-type: none"> The Science of Reading Early Childhood Education Math Workshop Model SEL Theater Integration Mentor Training What are We Grouping For? Talking Circles Better Conversations Book Study Left to Their Own Devices. Utilized grant funding to purchase decodable texts for K-2 classrooms in support of Science of Reading Reviewed the newly updated MS and HS Maine DOE ELA and Math standards 	<ul style="list-style-type: none"> PK-8 schools are piloting and adopting Science of Reading curriculums. Strengthening Tier 1 Practices Examine new state standards in Social Studies and Science, making needed adjustments to our programs as required. Strengthen Multi-Language Learner (MLL) Services Strengthen Equity-based Grading Practices Offer Professional Learning Opportunities to interested administrators, teachers & Ed Techs: <ul style="list-style-type: none"> Early Childhood Education Mentor Training Common Study and Learning Area Leader Training

Goal 3: Support Professional Practices

Professional practices ensure that practices and structures are in place to support and improve student learning.	
Looking back, we...(September 2022 to August 2023)	Looking ahead, we plan to...(September 2023 to August 2024)
<ul style="list-style-type: none"> ● Continued to refine the Performance Evaluation and Professional Growth System: <ul style="list-style-type: none"> ○ Formed Steering Committee ○ Aligned student and parent surveys with new Frameworks ○ Piloted updated documents 	<ul style="list-style-type: none"> ● Strengthen the role of school-based leadership teams. ● Continue job-embedded professional development through the use of instructional coaches. ● Continue training in the Science of Reading, Math Workshop Model, and the Thinking Classroom. ● Continue to train in the use of new technology tools: Schoology, AimswebPlus, and Special Programs.

Goal 4: Construct Learning Support

Learning support ensures that the school has appropriate systems to support student learning and well-being.	
Looking back, we...(September 2022 to August 2023)	Looking ahead, we plan to...(September 2023 to August 2024)
<ul style="list-style-type: none"> ● Started a PreK program in Mount Desert ● Tremont School received a PreK Expansion Grant from the MDOE ● Continued to support and improve the Summer School and ESY experience ● Continued to strengthen our academic, behavior and SEL Multi-Tiered System of Support (MTSS) by: <ul style="list-style-type: none"> ○ Contracted with a district coach from Great Schools Partnership ○ Purchased PowerSchool Special Programs to house MTSS and 504 plans ○ Determined K-10 Universal Screeners with cut scores ○ Purchased AimswebPlus for Benchmark screening and progress monitoring 	<ul style="list-style-type: none"> ● Tremont Consolidated School started a PreK program. ● PreK and two kindergarten teachers are using the GOLD Assessment Tool, an authentic observation-based assessment system used to document children’s learning over time, inform instruction, and facilitate communication with families. ● Expand summer school programming in grades 5-8. ● Continue to strengthen our academic, behavior, and SEL Multi-Tiered System of Support (MTSS) by: <ul style="list-style-type: none"> ○ Continuing to contract with Danielle Pierre from the Great Schools Partnership for district-wide and individual school-based coaching and support in MTSS, ○ Expand on MTSS screening and progress monitoring by purchasing the Shaywitz Dyslexia Screener, Rapid Automatized Naming assessment, and BASC-3 through AimswebPlus, ○ Ensure all schools have an MTSS Coordinator and/or Team, ○ Continue to train and support the MTSS Coordinators to strengthen our practices, ○ Develop MTSS workflows and protocols to ensure meetings are efficient and interventions are monitored and adapted, if needed, and ○ Strengthen the reach of building-based interventionists through teaming and scheduling.

Goal 5: Ensure Learning Resources

Learning resources ensure that the school has resources necessary to meet the learning needs of all students.	
Looking back, we...(September 2022 to August 2023)	Looking ahead, we plan to...(September 2023 to August 2024)
<ul style="list-style-type: none"> ● Continued to work with the school board to restructure and plan/implement a combined middle school and/or RSU structure. ● Continued to manage COVID relief grant funds. ● Hosted a Job Fair to recruit substitutes, ed techs, bus drivers and custodians 	<ul style="list-style-type: none"> ● Strengthening and streamlining the Human Resources role through the central office to reduce current legal fee expenses, support business office personnel and principals, and provide a consistent response to staff needs. ● Include contracted service in the district budget for technology infrastructure and cyber security. ● Move the Technology Lead position from grant-funded to district budget. ● Continue to work with the school board to restructure and plan/implement a combined middle school(s) and/or RSU structure. ● Continue to manage COVID relief grant funds. ● Host a Job Fair to recruit substitutes, ed techs, bus drivers and custodians.

Respectfully submitted by: Mike Zboray, Superintendent of Schools, Julie Koblinsky, Director of Teaching and Learning 7-12; Rhonda Fortin, Director of Teaching and Learning PreK - 6; Melissa Beckwith, Director of Special Services; Cathy Kozaryn, Assistant Director of Special Services, and Nancy Thurlow, Business Manager working in close collaboration with all of the principals of schools in the MDI Regional School System: Matt Haney (MDI High School), Heather Webster (Connors-Emerson School), Heather Dorr (Mount Desert Elementary), Crystal DaGraca (Trenton Elementary School), Gloria Delsandro (Cranberry Islands), Sarah Dunbar (Frenchboro Schools), Mimi Rainford (Swan's Island), Christine Gray (Pemetec Elementary School), and Jandrea True (Tremont Consolidated School).

Mount Desert Island High School Report of the Principal

It is with great pleasure that I present this annual report for the eleventh time. Leading this remarkable school over the past decade plus has been an immense privilege, and I am filled with renewed enthusiasm as we look ahead to the future. Despite encountering various challenges over the past twelve months, we have continued to evolve, adapt, and thrive alongside our students.

Academic Highlights at MDI High School

I take immense pride in the quality of education provided to our students, which consistently challenges them across multiple fronts. Our diverse range of courses caters to students of all interests and abilities, and our students consistently surpass state benchmarks in both standardized testing and practical application. We continue to refine our offerings and the multiple ways in which we support students to meet and exceed the standards we have identified. In the end, we strive to facilitate the growth of our students as lifelong learners who leave MDI High School ready to take on a multitude of careers and or post-secondary education.

Financial Overview

The approved budget for the 2023-2024 school year reflects a 7.10% increase, primarily attributed to adjustments in employee salaries and associated healthcare benefits. Our investment in human resources remains pivotal, underscoring our commitment to nurturing our greatest asset. The assessed contribution from towns has increased by 7.86%. The difference between the budget-to-budget increase and the assessment increase can be attributed to a slight decrease in revenue, primarily in carryover funds. I am confident that this responsibly crafted budget will effectively meet the educational needs of our community's students. Our school's success is greatly indebted to the amazing support of our taxpayers, which we deeply appreciate.

Facilities Update

The Board of Trustees has diligently explored options for enhancing and modernizing our library and science wings, integral components of our school since its opening in 1968. While our current spaces serve capably, the potential for 21st-century learning experiences beckons with these proposed upgrades. To this end, we have engaged Oak Point Associates of Portland who have developed concept designs and cost estimates. We are in the process of meeting with members of the community to share the plans, talk about the estimated costs associated with the project, and to answer questions. We hope to present a referendum question on the November ballots to seek approval for the project. Please feel free to contact me with any questions about the project and its profound educational impacts. I'd be happy to talk with anyone interested and can also arrange a tour of the facility as it currently stands.

Faculty and Staff Appreciation

It is imperative to acknowledge the invaluable contributions of our faculty and staff, whose unwavering dedication fosters a conducive learning environment for our students. Their collective efforts are instrumental in upholding high standards of education at our school. We are fortunate to have such a talented, diverse, and committed team.

In Conclusion

I extend my heartfelt gratitude to the students, staff, families, and broader community whose steadfast support serves as a beacon of inspiration for our continued growth and resilience. I am looking forward to a great turnout at the Annual High School Budget Meeting on April 3, 2024, at 6:00 p.m. in the Higgins-Demas Theatre on our campus.

Warm regards,

Matt Haney, MDIHS Principal



Sunset from Peabody Drive

Mount Desert Island High School Board

To our MDIHS community members,

The 2023-2024 school year at MDI High School feels like the swiftest to date. Time certainly speeds up as it rolls along, I'm learning, but the strong underpinnings of our educational community here at the high school have created an experience of smooth operation and exciting progress.

Being home to a group of high achievers in administration, faculty, and students alike, supports systems work in all directions for successful effect. This year's focus at the high school has been the implementation of our shifted approach to Multi-Tiered Systems of Support, or MTSS for short. This lens and framework is a more holistic approach to every student's needs on all levels: academic, behavioral, and social emotional. The tiers differentiate needs and patterns in real time and is a more proactive tool than the reactionary and responsive methods used in the past. It is with enthusiasm that we support our administrators and staff in this good work, and equal interest as we continue to gain knowledge of efficacy through their reporting.

As we hone support systems in the classrooms, we must also keep the actual classrooms evolving as well. To that end, our campus' academic wing, last updated in 2000, needs a boost in order to meet current curriculum needs and most importantly, safety concerns. One of the project's goals is to update our math and rooms to accommodate practical and current usage of laboratory areas, safe storage areas, and enough classrooms to support our offerings. Defunct vent hoods and obsolete lab equipment would be replaced with functional and compliant units, all with the goal to allow departments the ability to maneuver and shift as the educational landscape requires.

Perhaps the most important goal for the building project is to update the safety and flow of our central entrance. The new design offers a central, welcoming, and secure area to approach the school, which will be a great improvement on our current setup. Guests will know where to enter, staff will feel more secure in welcoming guests, and the school itself will have a proper entryway and beautiful gathering place.

These learning supports, physical and otherwise, all come together to support our wonderful staff in doing what they do best, supporting and lifting up our kids. I am forever grateful for their dedication to their work, and therefore am grateful to lead support for *them*. I feel so lucky and proud to back this critical mission of education, and I hope you'll join me in expressing these thanks.

Sincerely,

Susan Allen



A beautiful way to end a workday!

Mount Desert Island High School Trustees

In accordance with the requirements of Section 2 and Section 8, Chapter 176, Private and Special Laws of 1963, I submit the following report of the Mount Desert Island Regional School District Board of Trustees covering the year ending December 31, 2023.

The following Trustees were serving at the end of 2023, with terms expiring as indicated:

MEMBER	TOWN	TERM EXPIRES
Robert Jordan, Chair	Bar Harbor	2024
Ann Ratcliff, Vice Chair	Southwest Harbor	2024
Joseph Cough	Bar Harbor	2026
Robert Webber	Bar Harbor	2025
Anthony Smith	Mt. Desert	2026
Carole Plenty	Mt. Desert	2025
Julianna Bennoch	Mt. Desert	2024
Chad Terry	Southwest Harbor	2026
Steve Hudson	Southwest Harbor	2025
Lawson Wulsin	Tremont	2026
Keri Hayes	Tremont	2024
Deidre Rigby	Tremont	2025

This past year we faced several challenges, primarily how to deal with our sewage system. The current system is the original from when the High School was first constructed in 1968. The system is in compliance and has a license to operate with the State of Maine through 2025. However, several issues including problems with the current lagoon system and PFAS mitigation have been brought to our attention this past year. The Trustees worked with High School Administrators and staff as well as District Administrators to understand and address all of the issues involved. We will continue to seek practical solutions that meet the needs of our school community as well as our greater MDI community. There is good news for the sewer system; the Trustees and Administrators have been working on a long-term solution that would allow us to retire our current system and connect with the sewage treatment plant in Somesville. The details, costs, and funding are currently being worked out.

While we are keenly aware of the other school projects and the tax burden our Island communities are facing, we are also aware of the needs of this facility and the High School community. For the past 2 years the Trustees have joined school Administrators, Staff and students in planning a much needed renovation in key educational areas of the High School. In particular the library, the science and math wing, and some Administrative offices have been redesigned to improve the educational platform and functionality in these spaces. This year we will be presenting our plans to Town officials of each community with the help of Oak Point Associates, the firm that has developed the plans for the renovation.

I have been proud to serve as both Chair and as one of Bar Harbor’s Representatives on the Board of Trustees over the past year. All our members work hard to maintain and to ensure the best facilities for our high school students, teaching staff, support staff and administrators. Providing a facility that the island community can be proud of now and in the future is always part of our deliberations and decision making.

The Trustees would like to thank Principal Matt Haney, all the staff, teachers, and students for their hard work and commitment to keeping everyone safe and protected while continuing to provide the highest level of education.

I would like to personally thank all our Trustees for their work and commitment that help support the education and development of all the young people here on Mt. Desert Island. It is a reflection of the community how much we value this place.

The Trustees also appreciate all our island communities that provide us with the necessary financial support to continue providing a quality-learning environment at Mt. Desert Island High School.

Finally, I would like to recognize and thank Superintendent Mike Zboray and his staff for their service and work with this Board as well as the Regional School District as a whole.

Respectfully Submitted,

Robert Jordan, Chairman
MDIHS Trustees



Mount Desert Island and Ellsworth Housing Authorities

80 Mount Desert Street
PO Box 28
Bar Harbor, Maine 04609
Phone 207-288-4770 | Fax: 207-288-4559 | TTY 207-288-4770
Executive Director, Weston Brehm

Annual Report Mt. Desert Housing Authority

The mission of The Mount Desert Housing Authority (MDHA) is to provide decent, safe and sanitary housing for income eligible seniors, the disabled and families within its jurisdiction. The MDHA is owned and administered by the MDI & Ellsworth Housing Authorities, and currently houses 18 individuals and families. There is a waiting list for those interested in becoming tenants; applications are always being accepted.

Agency wide, The MDI and Ellsworth Housing Authorities' Public Housing and Housing Choice Voucher Programs assisted over seven hundred individuals and families throughout Hancock County in 2023 in the amount of \$4,137,847.00. Payment in lieu of taxes (PILOT) to the Town of Mount Desert for 2023 was \$4,138.00

The Acadia Community Association, the Housing Authorities' 501(c)3, provided programming for seniors across Mount Desert Island, from nutritious Meals on Wheels options, to a myriad of wellness classes for seniors, and minor home repairs for seniors wishing to age in place in their homes.

The Mount Desert Housing Authority Commissioners Board, Executive Director, and Staff are sincerely grateful for the continued support from the Mount Desert Town Office, the Police Department, the Fire Department, and the Public Works Department of the Town of Mount Desert. All help the MDHA achieve its mission.

The Mount Desert Housing Authority Board of Commissioners meets the second Tuesday of each month. The meetings are handicapped accessible and open to public attendance. Please call Theresa at 207-288-4770, extension 127, to confirm the date and time of Board meetings, as dates & times are subject to change.

The Housing Authorities' office is located at 80 Mount Desert Street, in Bar Harbor, ME. The office is open from 8 a.m. to 4 p.m., Monday through Friday. To contact the Housing Authorities, please call 207-288-4770 or e-mail Executive Director Weston Brehm at: weston.brehm@emdiha.org.

Respectfully submitted,



Weston Brehm
Executive Director, The MDI & Ellsworth Housing Authorities





Bar Harbor Food Pantry Annual Report 2023

To the residents of Mount Desert,

The year 2023 was a year of records for the Bar Harbor Food Pantry. We served over 1100 households this year, a record for us. Those households used the Pantry, onsite or through delivery, over 6,800 times, another record. Mount Desert residents accounted for approximately 2.6% of the households served and 4.2% of Pantry usage.

This year was incredibly challenging due to record-breaking use for the second year in a row. This caused us to slow down our plans to expand our services to other towns using a mobile model, but we are confident that we will be able to begin this effort again in 2024.

The Pantry's mission is to nourish and support our community through dignified access to healthy food. We serve our customers by collecting donations from community members and businesses like Hannaford and purchasing food through the Good Shepherd Food Bank and from wholesalers. This past year, we spent over \$160,000 on food purchases alone, giving out an estimated 250,000 pounds of food.

On behalf of our customers, thank you for your continued support! We could not do our work without the help of our island community and the generosity of its members.

Respectfully submitted,

Tom Reeve
Executive Director



Shelves at the Bar Harbor Food Pantry



The mission of Camp Beech Cliff (CBC) is to enrich the lives of people of all ages, inspiring personal growth, connections among people and an appreciation for the natural world through its summer camps and year-round outdoor education, leadership, and recreation programs.

CBC's popular 10-week day camp offers a variety of activities that foster healthy physical, social, and emotional growth, while building outdoor skills and an affinity to nature. Program areas include swimming and boating, archery, arts & crafts, woodworking, high/low ropes courses, and nature. Accredited by the American Camp Association and licensed by Maine DHHS, CBC must adhere to hundreds of program and safety standards; part of this includes over 60 hours of training for its 65 seasonal staff which allows CBC the ability to serve up to 220 campers (ages 5-15) each week. In 2023, 807 youth attended CBC with 75% of the sessions filled by year-round Hancock County residents.

CBC is committed to making camp affordable to all by providing need-based financial assistance (Camperships) to local year-round families; in 2023, a total of \$63,000 was distributed to families, allowing 84 campers to attend CBC camp. In addition, CBC is committed to providing free transportation throughout MDI, including Northeast Harbor and Seal Harbor, with ridership at 65%.

In the non-summer months, over 2,000 youth and adults participate in a variety of programs through school programs, sports activities, and community and volunteer events. Weekly activities include pickleball for adults every weekday and Friday Family Night for climbing on the climbing wall and other fun activities. CBC has a partnership with our local school system to provide outdoor and team-building programs, such as hosting all of the area 5th grade classes for an Outdoor Safety Day where volunteers teach students aspects of surviving outside in all conditions. Newer programs include:

- Adding an Adventure Teen Camp in 2024, doubling the size of the teen program which is always in high demand. CBC new Outdoor Educator, Kareem Dieng, will run this program.
- Enhancing our 2024 counselor-in-training program for 15-year-olds to include job-readiness skills to equip them to meet the demands of the 21st Century workforce. This program will include a new Teen Mental Health First Aid, a peer-to-peer course teaching teens how to identify and respond to signs of mental health and substance abuse challenges in their peer group.
- Teaching Youth Mental Health First Aid to community members and school personnel by CBC instructors certified by a national organization. This 8-hour course provides adults with the tools to identify and respond to signs of youth who may be experiencing mental health challenges.

CBC aims to be a self-sustaining non-profit organization and does not request any funding from the Town of Mt. Desert; rather, it depends on program fees and the generosity of donors and MDI businesses; in addition, a grant allows CBC to offer camp at a significantly reduced rate to year-round locals. An endowment covers the cost of maintaining the 19 buildings and 50-acre campus off of Beech Hill Road.

We are grateful to our town for allowing CBC to provide these services and to the Mt. Desert police, fire, and ambulance for helping us to run a safe operation. Please reach out for more information or a tour.

Respectfully submitted,

Debra Deal, President & Executive Director



People Helping People

**ANNUAL REPORT TO TOWN OF MOUNT DESERT
February 2024**

Downeast Horizons (DEH), founded in 1974, is an organization that assists adults and children with disabilities to find support for their individual needs and to exercise choices whenever possible that result in growth toward increasing and maintaining independence. All individuals supported by DEH have developmental disabilities including cognitive disabilities; Autism and Asperger Syndrome; Down Syndrome; and some have multiple disabilities including physical handicaps. We currently provide services to 55 individuals from the town of Mount Desert.

Home and Community Based Supports:

All three program locations were considered “high scrutiny” locations for Home and Community Based Supports (HCBS) compliance. Due to that designation, extensive evidence had to be submitted to the State demonstrating that Downeast Horizons is following the new HCBS guidelines. We are required to show that our policies and practices have been updated, to prove that these practices have been implemented, and to demonstrate that staff, participants, and residents have been educated on the new policies and practices. Both Adult Services directors, our Quality Assurance Coordinator, and the Shared Living Coordinator worked diligently to meet the deadlines for all programs to be compliant with the new HCBS rules.

One recently implemented HCBS-related item is the new program participant checklist, a document that must be completed daily by staff for each person attending the program. The new checklist mirrors the language within the new HCBS rules, and was developed in collaboration with the State. Staff began using the new checklist on August 1st.

Much like the community support programs, the residential homes also have new checklists to complete daily. Like the community support checklist, this new document was created in collaboration with the State to meet HCBS guidelines. Staff began filling out the new checklists on August 1st.

Training:

The Human Resources Department and both Adult Services directors continue to train much-needed staff for our group homes and programs. More than ever, staff from the Day Programs are being trained as relief staff to work in the homes to fill gaps in staffing.

The main focus of training over the last few months has been on the way our new HCBS-mandated policies and procedures are changing the way Downeast Horizons delivers services. We will continue to work with staff for the next few months to make sure they understand these new rules and regulations. Evidence of their training in these areas will be submitted to the State as part of our compliance package.

Ongoing HCBS trainings, webinars, and conference calls are scheduled almost weekly to get providers up-to-date with the HCBS process. Both Adult Services directors, the Shared Living Coordinator, and the Quality Assurance Coordinator are working together to ensure Downeast Horizons is represented at these calls and webinars.

Downeast Horizons contracts with a Registered Nurse to teach a State-mandated diabetic training that all Direct Service Providers must receive annually. These classes outline the basics of diabetes care, including diet, signs and symptoms, and blood sugar. An additional, more comprehensive class is given to those staff that work directly with residents and participants diagnosed with diabetes that require blood testing or insulin.

Agency-Funded Activities:

Many of the individuals DEHI supports have very limited budgets, so we strive to offer a number of no-cost opportunities for them to enjoy our little corner of Maine the way that everyone should. Some of the truly inspiring events that are made available to our program participants include Timber Tina’s Great Maine Lumberjack Show, Downeast Scenic Railway, the Schooner Margaret Todd, Bar Harbor nature cruises, drive-in movies, the Maine Special Olympics, the Blue Hill and Bangor state fairs, tours of Acadia National Park, and summer weeks at Camp CaPella. We know of no other provider that offers all agency-sponsored activities at no extra cost to program participants. We are so grateful to our generous donors for making these life-enriching activities possible.

The \$6,000.00 generously given by the citizens of Mount Desert in 2023 assisted in paying for safety/health building maintenance and repairs; staff training; and client motivation activities. In 2024, DEH will continue to target funds from the towns and individuals for these items. DEHI is grateful to the town of Mount Desert for its long-time support and respectfully requests a continuation of that support in FY2024.





COLLECTS, PRESERVES, AND CELEBRATES THE MARITIME HERITAGE OF THE GREATER MOUNT DESERT ISLAND REGION

The Great Harbor Maritime Museum enjoyed a busy year with new exhibits and exciting collaborations. We were happy to see visitation numbers continue to rebound following the pandemic slump, and it was nice to have so many guests from across the country and around the world come to the Old Firehouse eager to learn about this region and our local maritime heritage.

We opened this season with a new special exhibit, *Beacons of Hope: Boats & History of the Maine Seacoast Mission*. A collaborative effort between the Museum and the Mission, this exhibit explores the stories and background of the Maine Seacoast Mission. Drawing from our two collections, this exhibit brought together an array of photographs and objects, including knitwear, boat models, hooked rugs, and even dental equipment. With these, we were able to tell many interesting stories that celebrate the important work of the Mission and recognize its central role to those living along the coast and on outer islands.

Visitors to the museum enjoyed this new show, which fit nicely with our exhibits relating to local maritime history, boat models, and engines. We always enjoy hearing from visitors who want to share their stories, and several took time to recount wonderful adventures aboard the *Sunbeam*.

In 2023, we also worked together with our friends and colleagues at the Mount Desert Island Historical Society on a co-edited volume of *Chebacco*. This issue of the Historical Society's annual journal included twelve articles, each with a maritime theme. These articles brought forth new stories and sparked many interesting discussions about Mount Desert Island's relationship with the sea. While some articles considered topics from previous centuries, others related closely to current events. Celebrating the connections between the past and the present is central to our work at the museum.

Making our collections more accessible has been a priority in recent years, and we continued uploading new acquisitions to our digital archive site. As an active member of The History Trust (a collaborative of area cultural institutions), we have been excited to make these objects accessible and bring them into conversation with those in other area collections through an online platform.

We are currently working on plans for the 2024 season, including events, updates to exhibits, and continued work on our historic building. We are excited about all that we have planned, and we hope to see you at the museum this year.

Respectfully submitted,

Willie Granston
Chair, Board of Directors



Photo by Martha Donovan Andrews



Our Mission

Island Connections provides free transportation and other services to seniors and people with disabilities from Mount Desert Island and the surrounding islands to enhance their independence and quality of life by utilizing our core group of dedicated volunteers.

Island Connections has been providing free transportation services since May 1997. When working families and friends are unable to provide transportation for their loved ones, Island Connections provides rides as far as Blue Hill and Bangor to scheduled medical appointments including chemotherapy, radiation treatments, dialysis treatments, mental and physical therapy, dental and eye appointments. We have and maintain a wheelchair accessible vehicle to ensure access to our services for those who require it. In addition to transportation to and from medical appointments, Island Connections also provides volunteer transportation that addresses food insecurity, including our own grocery shopping program. In partnership with the Mount Desert Island/Ellsworth Housing Authority, we deliver Meals on Wheels three times a week to island neighbors in need. Island Connections also delivers food boxes weekly to individuals and families on MDI and for Open Table MDI.

The demand for our services is higher than ever; 2022 and 2023 have been Island Connections' busiest years on record. In 2023, Island Connections provided 5,265 rides, totaling approximately 55,948 miles driven. In addition to Meals on Wheels and Food Access Project deliveries, we have continued to operate our volunteer shopping program. Created in 2020 in an effort to reduce exposure of Covid to our higher risk Neighbors, we continue to offer volunteer shoppers for our Neighbors whose mobility challenges keep them from being able to go to the store themselves. About a third of our rides now help address food insecurity on MDI, including a record 1,062 grocery shopping trips in 2023.

Island Connections would not be able to transport our Neighbors to their critical appointments without our dedicated volunteer drivers, who go above and beyond. The need for new volunteer drivers is constant. The staff at Island Connections match Neighbor requests with volunteer driver availability and geographic preferences. We are grateful to everyone who supports us financially, making it possible to provide these vital services to our community.

We especially thank the people of the Town of Mount Desert for your continued support.

Sincerely,

Carissa Tinker,
Executive Director

93 Cottage Street, Suite 101, Bar Harbor, ME 04609 * 207-288-4457

Land & Garden Preserve

The Land & Garden Preserve is a 501(c)3 non-profit organization located in Seal Harbor and Northeast Harbor, Maine. The mission of the Preserve is to conserve and share the beauty of our historic lands and gardens.

The gardens of the Preserve include the Abby Aldrich Rockefeller Garden, Asticou Azalea Garden, and Thuya Garden. The Preserve also manages natural lands from the head of Northeast Harbor, across Little Long Pond, and east to Hunters Cliffs in Seal Harbor. These 1,400 acres of land include a vast network of hiking trails and nearly ten miles of carriage roads. The lands and gardens managed by the Preserve are open to the public. Information and maps of the gardens and hiking trails are on our website at gardenpreserve.org.

For the 2024 season, we are planning for the Asticou Azalea Garden to be open in early May and Thuya Garden in late June. Visiting hours will be listed on the Preserve's website at gardenpreserve.org. We welcome visitors to hike the trails around Thuya, including the beautiful Asticou Terraces, all year round from dawn to dusk. The Thuya Landing and Dock are accessible by boat from the water or by a path from the lower parking lot on Peabody Drive.

The Abby Aldrich Rockefeller Garden will be open for the 2024 season from mid-July through mid-September. Reservations are required and tickets may be purchased on the Preserve's website in early May. The date that tickets go on sale will be announced on our website, social media pages, and to everyone on our email list.

The natural lands around Little Long Pond remain open to everyone throughout the year during daylight hours, providing safe, outdoor spaces on our hiking trails and carriage roads. Some trail restoration will be underway in 2024 but all trails will remain open. A trail map is downloadable from our website. The off-leash policy for dogs remains in effect and we ask owners to make sure their pets stay within their sight and under audible control. Three bins are provided for dog waste. Please use them.

We appreciate the support we receive from our members, donors, and those who make contributions at the garden gates and entrances to Little Long Pond. We continue to offer membership discounts for full-time MDI residents, seniors, full-time students, and active military. We hope to see you in the gardens and on the trails this season.

For more information, contact the Preserve at 207-276-3727, email info@gardenpreserve.org, or visit gardenpreserve.org

Respectfully yours,

Kathryn Strand

Director of Development & Communications
Photos by Katherine Emery





The MDI Community Campfire Coalition’s mission is simple; to provide heating assistance to families in need on Mount Desert Island, Swan’s Island and the Cranberry Isles.

The Coalition began in 2008 and is a collaboration between The Neighborhood House and Harbor House with support from other non-profits, churches, town governments and various community and civic organizations.

Providing heating assistance, the Coalition aided 108 households (223 people) during the 2022-2023 heating season at cost of just under \$64,000. That was a record as the need was great. That cost was three times the prior season’s expense.

Qualifying households received 125 gallons of fuel or the equivalent in electric, kerosene, propane or wood. That was an increase of 25 gallons over the 2021-2022 season. The threshold for help is 220% of the national poverty level. Many people in this income bracket are working minimum wage jobs or elderly with fixed earnings and are ineligible for government benefits. The program does not replace government assistance through the Low-Income Home Energy Assistance Program (LIHEAP).

To qualify, an individual or family must complete an application and provide proof of income. All applications and correspondence are confidential. Applications are available in town offices, libraries, at The Neighborhood House in Northeast Harbor and Harbor House in Southwest Harbor.

The Coalition is solely dependent upon private donations, grants and appropriations from all four towns on the island. Every penny received purchases fuel oil or the equivalent in alternate heating sources. There are no administrative costs taken by either Harbor House or The Neighborhood House for their management of the program. This is truly a very simple concept and a successful effort.

Respectfully submitted,
Anne-Marie Hart
Executive Director
The Neighborhood House
On behalf of the MDI Community Campfire Coalition

Mount Desert Island Historical Society

Dear Friends and Neighbors,



The mission of the Mount Desert Island Historical Society is to foster meaningful engagement with the histories of MDI. Thanks to the support of the town, and over 500 individual members, donors, and sponsors we are able to offer free school programs, free lectures and public programs, free digital and in-person access to our vast archival collection, and free visitation to the iconic footbridge, heirloom gardens, and one room schoolhouse. In 2023 we reached over 18,000 people through these services.

In 2023 the town of Mt. Desert granted the MDI Historical Society \$15,500 to paint the iconic footbridge over Somes brook, and the main museum building on the Somesville campus as a one-time special request. In addition, the grant covered the rental of a porta-potty located at the museum and available for the general public, and Wi-Fi available on site for the public from June through October.

Welsh Painting completed the painting project, including repairing and painting a shutter on the Selectmen Building, in June 2023 prior to the campus opening to the public. In addition, the Society arranged to have the structural integrity of the bridge inspected by one of the original builders. Before the museum building could be painted the Society hired a carpenter to repair two window casings on the eastern side of the building. Additional work was conducted on the campus over the summer 2023 season to ensure visitor safety along paths, and to clean up and prevent further damage from storms to the trees on site.



The porta-potty was installed in June and removed in late October, and Wi-Fi was available at the site throughout that same period of time. The museum buildings were open five days a week from late June through early September and welcomed about 2,500 visitors who came to see the two exhibits, gardens, and ask for directions to various locations and attractions. It is impossible to track the number of visitors who come to the campus while the museums are closed, or who visit but do not enter the museums. We know that the campus is one of the most photographed places on the island, and painting the bridge and building was important to maintain the beauty of this popular location.

The MDI Historical Society cares for two historic campuses and a large number of archival documents, photographs, and records on behalf of all island communities. In addition, we exhibit and care for items of historical importance, telling the history of the whole island. We continue to offer interesting and informative exhibits at all three museum locations within the town of Mt. Desert, open to the public and supported by donation. The support from the town of Mt. Desert is vital to our ability to continue this work, and to make our services and resources free to the public.

Thank you,



Mount Desert Island Historical Society
Photos by Jennifer Steen-Booher



Mount Desert Chamber of Commerce



Throughout 2023, the Mount Desert Chamber of Commerce continued its work with local businesses and organizations on community building, business support and advocacy, and networking opportunities. In addition to the Northeast Harbor Christmas Festival, the Chamber hosted several well-attended Business After Hours events, two Chamber Chats educational seminars, a Wine & Cheese Social, and a Top-of-the-Town Party on upper Main Street. The Chamber continues to work with the Town of Mount Desert Economic Development Committee, the Acadia Regional Chambers of Commerce, and other local organizations and committees. The end of the year



saw the departure for family reasons of Executive Director Wendy Todd. We are excited to welcome the new Executive Director Georgeann Snead, who brings to the position many years of supporting business growth. Georgeann will be engaging with our existing members in 2024 to understand their needs as we continue to work to bring value to our existing membership and add to our membership base.

At the Town of Mount Desert Visitor Center, Chamber staff assisted nearly 6,700 visitors by fielding requests for activities, directions, and dining. National Park passes were available, and we sold 82 vehicle passes and 7 annual. The Visitor Center was open year-round to provide continued support for both guests and our business members. Both the Chamber Map & Visitor Guide as well as the wayfinding signage located at the Visitor Center and on Main Street were helpful tools in guiding visitors through their experience in Mount Desert. The Chamber updates both of these annually to ensure visitors have the smoothest trip possible and our displaying members get accurate, consistent exposure to potential customers.

We are extremely appreciative of the continued and longstanding support the Mount Desert Chamber of Commerce has received from both the organizations. The funds allow us to continue to operate the Town of Mount Desert Visitor Center, Town, and its residents. The Town's annual appropriation funds continue to be crucial to our small, volunteer-driven provide promotional opportunities for our members, and maintain the village wayfinding signage.

We look forward to the 2024 season with great anticipation and are eager to support this community.

Respectfully,
Suzanne Spoelhof
President, Mount Desert Chamber of Commerce
Photo by Lisa Parsons



Mount Desert Nursing Association

In 2023, the Mount Desert Nursing Association celebrated our 74th year of providing home health care on Mount Desert Island and neighboring towns! We served 133 patients in the Town of Mount Desert. Our clinicians made 300 skilled nursing visits, 321 physical therapy visits, 239 occupational therapy visits, and seven music therapy visits to homebound patients for a total of 879 visits. 49 Mount Desert residents made use of our free Loan Closet by borrowing medical or adaptive equipment, such as walkers, wheelchairs, shower chairs, lift recliners, and rollators.

This year, with a Lynam grant, we began offering music therapy sessions in collaboration with Modulations Therapies. We are excited to expand this program in the future. We also held our annual flu clinic in collaboration with MDI Hospital and several free blood pressure screenings. We had a great time at our 7th annual Stethoscope Open golf tournament in Northeast Harbor and held our first Chowdah Fest at the Neighborhood House, featuring over a dozen local restaurants who competed for the People's Choice and Judges' Choice Awards. We enjoyed hosting cookie decorating and hot chocolate at this year's Northeast Harbor Christmas Festival and look forward to next year. We also co-hosted a Community Café at the Neighborhood House along with Maine Seacoast Mission. In preparation of our 75th anniversary, we launched a new website.

We are grateful for the support of the Town of Mount Desert in maintaining the health and welfare of our residents, as well as everyone who supported our fall and spring appeals, sponsored our golf tournament, and attended our community events. The donations we receive help to subsidize patient care expenses not covered by insurance. MDNA is committed to our mission: to improve the health, safety, and independence of the people of MDI, Trenton, and Lamoine through the delivery of high quality and compassionate skilled nursing and other in-home health care services, advocacy, education, and prevention programs. We look forward to serving our neighbors well into the future.

With gratitude,

Megan Rilkoff
Development & Communications

Amy McVety, MS, RN
Executive Director





The mission of The Neighborhood House is, "...to serve as the community center for the year-round and summer residents of the town of Mount Desert. The center, along with its programs, is dedicated to the maintenance and improvement of the community values and spirit of the town. The programs shall not focus on any age group or income bracket within our community; we will provide equally for all."

The Neighborhood House had a remarkably successful and program packed 2023. It was hands down the busiest year we've ever had. In fact, each year gets busier than the last. We continue to pick up new constituents and supporters as people come to the array of events in the building.

We offered various youth programs, community events, adult and senior activities, and fitness programs. We also provided a space for a vast number of third-party events and celebrations. The organization truly improves the quality of life for both year-round and seasonal residents throughout our town. We are sincere to our mission of being, "dedicated to the maintenance and improvement of the community values and spirit of the town."

The Community Café program has exploded. During the winter/spring of 2023 we consistently served about 180. When the program started back up for the season in October of 2023, we routinely served over 200. The staff certainly could not manage this program alone. We are thankful to have a loyal group of volunteers for prep and service coupled with strong business sponsorship support.

We entered our 15th year partnering with Harbor House in Southwest Harbor to be able to offer the MDI Community Campfire Coalition. This is a heating assistance program that has proven to be a true safety net for so many of our neighbors on MDI. During the '22-'23 heating season, we helped 108 households (223 people) on the island at a cost of \$64,000.

February 10th the annual Sweetheart Dance was held after a hiatus for a few years due to COVID. This beloved event draws dads (or other significant male figure) and daughters from all over the island. The girls look forward to dressing up and dancing the night away.

The Memorial Day BBQ was held on May 29th. As usual, it was a big hit with ideal weather. Hundreds of people were served burgers and hot dogs by our cadre of volunteers in Neighborhood House t-shirts.

We were thrilled to be able to offer summer camp at the Mount Desert Elementary School. Camp had a very successful season. We served about 65 children per day between three different age groups.

Starting at the end of June, we opened and staffed the municipal swimming pool. The pool is owned by the Town and we enter into an agreement each summer to operate it on their behalf.

The fitness room continued to be a popular resource. Additionally, yoga and Pilates classes were held three mornings per week last summer.

On August 3rd we held our annual Bike Parade. This is always a much-anticipated event each year. Ice cream sundaes with The Neighborhood House's signature homemade hot fudge sauce were enjoyed after the parade down Main Street. The event usually draws a few hundred people of all ages.

We collaborated with the NEH Library and offered a free, family concert on the harbor green on August 9th. The Crow Family Band delighted all with their quirky, original songs.

Our afterschool Youth Club began its 25th season on August 29th. As usual, there is a great group of kids participating in the program. Mainly between kindergarten and third grade.

Our youth soccer league began on September 5th. We had 60 kids participate. There was a once-a-week practice after school and games were held on Saturdays in collaboration with Harbor House and the MDI YMCA.

The Neighborhood House was happy to serve as the host site for the MDI Half Marathon on Sunday, October 15th. Just after dawn, the Great Hall filled with anxious runners and their friends and families. Complimentary coffee and warm biscuits and jam were served to all.

The Trick or Treat Truck hit the road on Halloween. Stops were made throughout the villages of Mount Desert to hand out candy.

The 10th annual Frosty 5K was held on December 2nd as the kick-off to the Northeast Harbor Christmas Festival.

Our youth basketball season began in early December with practices. We had about two dozen players and some excellent volunteer coaches.

Fitness classes continued to be offered in the fall. There was Tai Chi, yoga, a Fall Prevention Course and Active Older Adults.

On December 8th we had our annual presentation of Frogtown Mountain Puppeteers, "The Grinch", co-sponsored by the NEH Library. That event is always popular and free to the public.

Aside from our own programs, the building itself serves as an important institution in our community. The Neighborhood House is one of very few large spaces available to hold an event on the island. Over the course of 2023, we hosted nearly fifty third-party groups.

Respectfully submitted,

Anne-Marie Hart, Executive Director





Northeast Harbor Library

The library was a busy place in 2023! Over the course of the year, we had more than 45,000 unique visits to the library, our busiest year since 2019. We added more new patrons than any year since 2016.

We offer an array of programs for all ages throughout the year, and attendance went up significantly in 2023. Children's program attendance went up 18%, and adult program attendance increased by 17% over the previous year. We are also expanding our year-round programming, bringing back our popular Friday night coffeehouse series on the second Friday of each month for the winter and early spring. Additional new program offerings are in the works.

In late 2023 we launched a strategic planning process, gathering input from the community about how the library can best serve your needs. We expect to finalize the plan in mid-2024. Thank you to all who shared valuable feedback, and we are always interested in hearing your thoughts about library services.

Our digital services continue to be very popular, and we are excited to be expanding our digital offerings, thanks to the newly formed Hancock County Download Library, a consortium of regional libraries. We now offer free *New York Times* digital access and e-books through the Libby app. We continue to offer e-books through Hoopla and CloudLibrary, as well as Mango Languages online language learning. See our website at www.nehlibrary.org for more information about our digital services.

In early 2024 we also joined the Minerva consortium, a shared catalog of more than 60 libraries statewide. This greatly expands access to books and other materials through interlibrary loan. You can now request items from other libraries online and they will be delivered to our library. As part of the transition to the new system, we now use new library cards. If you haven't updated your library account to receive a card, stop by during our open hours to do that!

Through the library's scholarship program, we awarded scholarship grants of \$2,650 each to 28 students from Mount Desert and the Cranberry Isles for higher education in 2023. These grants are renewable each year for up to five years. We're very grateful to the generous donors who give to our scholarship program.

Our partnership with Mount Desert Elementary School has been very successful and rewarding. We serve as the school library, and our children's librarian Lauren White offers a weekly library class for each grade. It's wonderful to see so many students using the library.

We welcomed a new staff member, Zach Taibi, in 2023. He will be helping with adult programming as well as circulation desk duties. We said farewell to Kelly O'Neil, who started a full-time job at Jackson Laboratory.

Thank you to the Town of Mount Desert for your partnership and support. We are also thankful to the many donors who sustain our operations year-round.

We hope to see you soon at the library!

In gratitude,

Amy Wishart, Director,
Northeast Harbor Library
awiseshart@nehlibrary.org
www.nehlibrary.org



Musician, Rick Barter, just one of the performers, that plays during the Friday Night Coffeehouse Series at the library.

Seal Harbor Library

Since 1891, the Seal Harbor Library has provided services to the year-round and seasonal communities of the village. The Library continues to add to its collections of the latest bestseller fiction and nonfiction, large print, children, young adult, and local-interest books. We also have magazines, periodicals, DVDs, and audio books available to borrow. High speed internet access is freely available to patrons who bring their own computers.

The Library has long been recognized in the village of Seal Harbor as the repository for local historical items. We continue to organize and catalog our historical archives and collections, with contributions from patrons and community members accepted and preserved. This is made possible by the generous donation of time and expertise from many volunteers.



Our Book Club met regularly this past summer and will continue to do so in 2024. With the popularity of last summer's programming, the Board is planning many events again for this summer including an author talk by Wendy Newlin, music and songs by Jackson Gilman (left), a Japanese calligraphy program by Philip Heckscher, a lecture on old Seal Harbor by Anne and Lance Funderburk, and a puppet and juggling program for children with Nick Newlin and Joanne Flynn.

Our website www.sealharborlibrary.me, designed by Z Studios in Bar Harbor, has been essential for communications and general inquiries. On the site, we feature an electronic archive of our historical photos of the village, announcements of events and new books, and the option to make an online donation. The Library also has Instagram and Facebook accounts and an email account to help spread the word about events as well as items of local interest.

We plan to host our annual Book Sale and Summer Fair on Saturday, August 3, on the Village Green in Seal Harbor – it's one of our most important fund-raising events that is well attended and enjoyed by everyone. We are currently accepting book donations for our book sale. Our goal is to continue to make our library a key part of service to the community for years to come.



From September through June, the Library is open on Saturdays from 9:00am until noon. With the help of many volunteers, July and August hours will hopefully expand to Monday, Tuesday, Wednesday, Friday, and Saturday from 9:00am until noon and Thursday evenings from 3:30 to 6:30pm. For more information or to volunteer at the Library, please call 276-5306.

We thank the Mount Desert Island community and the Town of Mount Desert for all the generous support that we have received.

Respectfully submitted,
Wendy Willis Livingston,
Chair, Seal Harbor Library Board of Trustees

Seal Harbor Village Improvement Society




With close to four million visitors to Acadia in 2023, it's clear MDI remains a very popular destination. While all of us welcome these visitors, it also means more demands on organizations like the Seal Harbor VIS to protect and maintain the public lands under our purview. From May all the way through October and even into the winter months, Seal Harbor Beach and Green are popular destinations. As such, the SHVIS's Larry Taylor and Autumn Dellapietro did a remarkable job keeping pace.

Due to the longer season and the milder weather, which seems to be the norm now, the mowing of the green and grounds work continued in full force through the fall. During the drier periods, we also kept up with the comprehensive watering plan, which was especially vital to the three new trees we planted along the road three years ago. Of course, the two major storms that wreaked havoc on the island in January caused considerable erosion and damage in Seal Harbor and our team did an amazing job helping with the cleanup. In addition, Larry worked with the DPW over the past two years to initiate repairing some major erosion damage to the path from the swing set to the steps to Steamboat Wharf Road. The work began this winter (see picture).



The summer brought some exciting and well-deserved news for another project. Two years ago, Charlotte Thibodeau and Lili Andrews of the Garden Club of Mount Desert helped spearhead the restoration and beautification of the historic overlook garden created by famed landscape designer Beatrix Farrand. The project was singled out by the Garden Club of America. Charlotte and Lili were honored with the Club Civic Improvement Award. The award is "presented to a member or one or more GCA club members or a member club for outstanding efforts within the zone, which enhance, protect, restore the local environment." Given how the garden has been transformed, the honor is certainly well deserved. Credit as well goes to Larry and Autumn for their ongoing care and maintenance of this special, historic, and now award-winning space.



Below are some of the annual responsibilities of the Seal Harbor VIS:

Spring: *Cleaning winter sand, debris and trash from lawns and parking lots, sidewalks, around the Firehouse, monument circle, library, and all the way around the village green as well as leaf blowing and removal at all the properties. Maintenance on all equipment is done to prepare for the season. Opening and checking water lines for comfort station, gardens and the Green. With help from the Land & Garden Preserve, we check the network of trails, as well as cut and clean up blow downs. We clean the beach from winter seaweed and debris, mulch all trees on the green and clean up grounds around the restrooms.*

Summer: Fertilizing, mowing and weed whacking of lawns, blowing debris, and cleaning Comfort Station, removing garbage on the beach and at the parking lot are done daily and sometimes two times a day. The rose bushes in the recently renovated Beatrix Farrand Garden were pruned and the area is weeded, fertilized and mulched as needed.

Fall: Fall cleanup of all the properties that we maintain. Winterizing of equipment as well as shutting down the restroom and anti-freezing pipes is done. Work on the trails if needed or building new bridges. Last fall, we cut back overgrown plants on the bank around the beach and swing sets, and garden.



Ensuring a verdant Village Green through irrigation. Early morning raking of the beach by Larry last September.

We also did a major pruning of all shrubs and trees at the Firehouse triangle and pruned the *rosa rugosa* shrubs around Beatrix Farrand Garden, comfort station, and beach areas. - Larry Taylor, Chief Facilities and Grounds Manager, Seal Harbor VIS

With each passing year, the VIS has increased its members, many of whom support our mission financially in gifts large and small. Each year we host our Annual Meeting for the entire community, and last year were fortunate to have fishing and lobster boat captain and best-selling author Linda Greenlaw as our guest speaker. One of our largest crowds in recent years gathered to hear Linda's talk, which featured wonderful and entertaining anecdotes about her life on the sea as well as insights into the local fishing and lobstering industry. At the meeting, Chris Willis, VP of the VIS, announced a \$15,000 capital campaign (outside of our normal fundraising efforts) to replace our old and worn-out ride-on mower. Thanks to the generosity of a dozen members, we met the goal by October and the new mower was purchased and is ready for use come spring.

The challenges for the organization, however, remain. With costs continuing to rise in everything from essential supplies to insurance, we have had to increase our fund-raising goal each year. While we have sought to meet the rising costs with more aggressive fundraising, it is simply not enough, and so we are deeply grateful for the support of the town and its generous grant.

The members and board of the Seal Harbor VIS are also indebted to our incredibly loyal and dedicated staff. Our new treasurer/secretary Deb DeJulio, who took over for Deb Brown last year, has been handling our books, payroll, and database. Autumn, now in her second year, has proven to be an incredibly skillful and capable addition. As always, Lisa Taylor has been a stalwart supporter and contributor, and, of course, Larry, who is in his 40th year with us, is not just the face and backbone of the VIS, but a vital member of the Seal Harbor community.

Whenever I pass the beach and the Green and see it in full use, I am reminded of the reasons why the VIS is so essential to this community. It has been an honor to be a part of the Seal Harbor VIS and I'm grateful for the support of so many in our community.

Alex P. Stephens, President
Seal Harbor Village Improvement Society

Somesville Library Association



Perched overlooking Somes Sound, the Somesville Library Association invites villagers, area residents and visitors alike to share its resources and beautiful location at the center of the island. More than a historic building, the library actively offers itself as a gathering place to bring the community together through vibrant programming, bestselling books, and warm welcomes. The library is grateful for funding from the Town of Mount Desert and supporters who contribute to maintaining the 128-year-old building, expanding the collection, and providing services.

Open 10 hours a week on Wednesdays from 1-6 and Saturdays from 9-2, the library uses its small annual budget carefully to present programming for all ages. In the past year, holiday programming, STEAM science activities for tweens, summer reading activities, regular story times, ice cream socials, nature walks, and craft sessions have drawn children to the library. Adults participated in programs including Tai Chi, book clubs, weekly seated meditation, Community Soup Nights, and fraud prevention. A book sale and silent auction bring shoppers to the library grounds each August.

As more people travel to Mount Desert Island and more residents gather together, SLA has had a 25% increase in visits to the library from pre-pandemic 2019. The book collection is focused on adult and children's fiction with a small collection of non-fiction and Maine authors. The library has only a few parking spaces but may also be reached by boat, bicycle, Island Explorer, or foot. Wi-Fi, wireless printing, and public computers keep people connected. The meeting room welcomes anyone seeking coffee, tea and a comfortable workspace. Many community groups meet at the library regularly. A drop-box allows after-hours book returns. Contact the library for information on home delivery, membership, meeting room use, inter library loan, Talking Book Services from the Maine State Library, and presenting programs.
www.somesvillelibrary.org

Please visit the library in person to help direct its future.

Submitted with gratitude,

Meghan Clark McDaniel
Director
Photo by Director, Meghan Clark McDaniel

Somesville Village Improvement Society

During the year of 2023, the Somesville Village Improvement Society continued with its mission to maintain the beauty of our village.

This includes providing for the flower boxes on the Mill Pond bridge, highlighting the utility of the Thaddeus Shepley Some Memorial Bridge via flag and wreath displays and maintaining the flags and surrounding area at the Route 102/198 intersection.

Continued support by our donors is greatly appreciated.

Respectfully,

Charles Lerner, Secretary



Photos courtesy of Charles Lerner

Application for Rural Wastewater Treatment Support Program Benefits

Town of Mount Desert Application Procedure

5.0 Application Procedure

5.1 Application required: Applications for benefits under this ordinance must be made in writing, on forms to be prescribed by the LPI's office. Forms for this purpose shall be made available through the LPI's office, the Treasurer's office, and as an enclosure or attachment to the annual Town report.

5.2 Application deadline: All initial applications for benefit payments under this ordinance must be received by the Town no later than April 30th to be considered for payment of benefits during that year. Initial applications received after May 1st shall be considered for approval, with approved payments to begin during the next fiscal year following the application date.

5.3 Information required:

- A. An initial application under this section must include a copy of the State subsurface wastewater permit and installer's construction data with respect to the system concerned. This requirement may be waived by the Town's LPI, if the information concerned is already on file with the Town at the time of the application, or if the applicant complies with (B) below.
- B. For any private wastewater treatment system constructed or installed more than four (4) years prior to the application date, the application must include a copy of a recent (less than four years old) inspection report by a LPI or other qualified professional. This requirement may be waived by the Town's LPI, if the information concerned is already on file with the Town at the time of the application.

5.4 Processing and approval: Initial applications shall be reviewed by the Town LPI, who shall determine and note on the application whether the applicant qualifies as defined in this ordinance.

The LPI shall approve only those applications for which the application information or the Inspector's personal inspection demonstrates that the residence concerned is located in the rural area, the applicant qualifies for the Maine Resident Homestead Exemption Program as determined by the Tax Assessor, and the system concerned has been constructed or installed and is functioning in accordance with the State plumbing code and all other applicable code and permit requirements.

Following final approval by the Town LPI, a list of approved applicants shall be forwarded to the Town Treasurer for payment of the appropriate benefit amount.

5.5 Subsequent Years: An approved application shall remain in force unless the Town LPI determines that the original applicant or property is no longer eligible for the benefit payment due to title transfer; change of residency; change in use; extension of the Town's public wastewater treatment system; failure to maintain the private wastewater treatment in compliance with applicable codes and permits; failure to provide inspection reports; or other causes. The LPI shall prepare and annually review list of previously qualified applicants to determine their continuing eligibility.

In addition, as a condition of continuing eligibility, approved applicants shall provide the LPI with a report of inspection of the system concerned by a LPI or other qualified inspector, at least once every four years. An applicant shall not be eligible to receive a benefit payment for any year in which the information or reports required under this section has not been provided. If the applicant requests the LPI to perform inspection of the system, the following shall be required:

- A. The applicant shall notify the LPI that the tank will be pumped 24 hours prior to pumping.
- B. The applicant shall be responsible for **uncovering all ports** on the top of the tank(s) for inspection.
- C. The tank shall not be covered until it has been inspected by the LPI.

Instructions: This application is to be completed and signed by the Property Owner before the benefit may be considered for approval.

Location of Property: Tax Map _____ Lot _____

All property taxes must be paid and/or current with the tax club program by December 1st of the benefit year.

Street Address/Village: _____

Capacity of Tank(s) in Gallons: _____ **Date of Last Pumping:** _____

Owner's Statement: I, _____, am the owner of the above property and am requesting the Town of Mount Desert consider the subsurface wastewater disposal system located at the above-described property for approval of benefits under the Rural Wastewater Treatment Support Program Ordinance enacted at the Annual Town Meeting held on March 2nd, 2004.

- A. I have enclosed all the information requested in § 5.3.A of the ordinance (see reverse side).
- B. I am requesting an inspection by the Local Plumbing Inspector.*

*Prior to the Plumbing Inspector examining the tanks(s) to determine if the system is working properly, I understand that I am responsible for uncovering all openings, cleanout cover holes, or access manholes in the septic tank(s), and to provide proper access to the tank(s) (see §5.5 on reverse side). Please provide a simple sketch of the property and include the location of the septic tank(s), the location of any building(s), and approximate distances that will help to fix the location of the tank(s).

Owner's Signature: _____ **Date:** _____

Owner's Mailing Address: _____

Owner's Phone #: _____

Plumbing Inspector's Statement: I, _____, Plumbing Inspector for the Town of Mount Desert certify that after inspection, I find that the wastewater disposal system is functioning properly. I also have determined that the applicant qualifies for the Maine Resident Homestead Exemption Program as determined by the Tax Assessor and recommend approval of benefits. If approval is not recommended, I give the following reason(s):

Plumbing Inspector's Signature: _____ **Date:** _____

Resident Request for Appointment to Volunteer Board or Committee

Thank you for expressing an interest in serving on one of the Town's volunteer Boards or Committees. Before the Board of Selectmen makes appointments, they would like to know a little about you and why you feel you could contribute to the Board or Committee. Please take a few minutes and complete the brief expression of interest information below.

Name: _____ Date: _____

Address: _____ Phone: (H) _____

_____ (W) _____

Fax - _____ E-mail: _____

Are you a registered voter in the Town of Mount Desert? Yes No

Are you a legal resident of the Town? Yes No

What Board or committee would you like to serve on? _____

Do you have experience serving on a Board or Committee for the Town? Y N

If yes, please describe your experience: _____

Do you feel you have other background experience or skills that would contribute to this appointment? _____

What about this appointment interests you? _____

What is your goal or objective for this Board or Committee? _____

Do you know when and how frequently the Board or Committee meets: Yes No

Would you have conflicts with meeting dates or time: Yes No

AUDIT

James W. Wadman

CERTIFIED PUBLIC ACCOUNTANT

James W. Wadman, C.P.A.
Ronald C. Bean, C.P.A.
Kellie M. Bowden, C.P.A.
Wanese L. Lynch, C.P.A.

INDEPENDENT AUDITOR'S REPORT

Members of the Board of Selectmen
Town of Mount Desert
Mount Desert, Maine 04662

Report on the Audit of the Financial Statements

Opinions

We have audited the financial statements of the governmental activities, the business-type activities, each major fund, and the aggregate remaining fund information of The Town of Mount Desert, Maine (the Town) as of and for the year ended June 30, 2023, and the related notes to the financial statements, which collectively comprise the Town's basic financial statements as listed in the table of contents.

In our opinion, the accompanying financial statements referred to above present fairly, in all material respects, the respective financial position of the governmental activities, the business-type activities, each major fund, and the aggregate remaining fund information for the Town of June 30, 2023, and the respective changes in financial position for the year then ended in accordance with accounting principles generally accepted in the United States of America.

Basis for Opinions

We conducted our audit in accordance with auditing standards generally accepted in the United States of America (GAAS). Our responsibility under those standards is further described in the Auditor's Responsibilities for the Audit of the Financial Statements section of our report. We are required to be independent of the Town, and to meet our ethical responsibilities, in accordance with the relevant ethical requirements relating to our audit. We believe that the audit evidence we have obtained is sufficient and appropriate to provide a basis for our audit opinions.

Responsibilities of Management for the Financial Statements

Management is responsible for the preparation and fair presentation of these financial statements in accordance with accounting principles generally accepted in the United States of America; and for the design, implementation, and maintenance of internal control relevant to the preparation and fair presentation of financial statements that are free from material misstatement, whether due to fraud or error.

In preparing the financial statements, management is required to evaluate whether there are conditions or events, considered in the aggregate, that raise substantial doubt about the Town's ability to continue as a going concern for twelve months beyond the financial statement date, including any currently known information that may raise substantial doubt shortly thereafter.

Auditor's Responsibilities for the Audit of the Financial Statements

Our objectives are to obtain reasonable assurance about whether the financial statements as a whole are free from material misstatement, whether due to fraud or error, and to issue an auditor's report that includes our opinions. Reasonable assurance is a high level of assurance but is not absolute assurance and therefore is not a guarantee that an audit conducted in accordance with GAAS will always detect a material misstatement when it exists. The risk of not detecting a material misstatement resulting from fraud is higher than for one resulting from error, as fraud may involve collusion, forgery, intentional omissions, misrepresentations, or the override of internal controls. Misstatements are considered material if there is a substantial likelihood that, individually or in the aggregate, they would influence the judgment made by a reasonable user based on the financial statements.

In performing an audit in accordance with generally accepted auditing standards, we:

- Exercise professional judgment and maintain professional skepticism throughout the audit.
- Identify and assess the risks of material misstatement of the financial statements, whether due to fraud or error, and design and perform audit procedures responsive to those risks. Such procedures include examining, on a test basis, evidence regarding the amounts and disclosures in the financial statements.
- Obtain an understanding of internal control relevant to the audit in order to design audit procedures that are appropriate in the circumstances, but not for the purpose of expressing an opinion on the effectiveness of the Town's internal control. Accordingly, no such opinion is expressed.
- Evaluate the appropriateness of accounting policies used and the reasonableness of significant accounting estimates made by management, as well as evaluate the overall presentation of the financial statements.
- Conclude whether, in our judgment, there are conditions or events, considered in the aggregate, that raise substantial doubt about the Town's ability to continue as a going concern for a reasonable period of time.

We are required to communicate with those charged with governance regarding, among other matters, the planned scope and timing of the audit, significant audit findings, and certain internal control-related matters that we identified during the audit.

Required Supplementary Information

Accounting principles generally accepted in the United States of America require that the management's discussion and analysis, budgetary comparison information, and pension and other post-employment benefit disclosure schedules, on pages 4-10, 60, and 61-69 be presented to supplement the basic financial statements. Such information is the responsibility of management and, although not a part of the basic financial statements, is required by the Governmental Accounting Standards Board, who considers it to be an essential part of financial reporting for placing the basic financial statements in an appropriate operational, economic, or historical context. We have applied certain limited procedures to the required supplementary information in accordance with auditing standards generally accepted in the United States of America, which consisted of inquiries of management about the methods of preparing the information and comparing the information for consistency with management's responses to our inquiries, the basic financial statements, and other knowledge we obtained during our audit of the basic financial statements. We do not express an opinion or provide any assurance on the information because the limited procedures do not provide us with sufficient evidence to express an opinion or provide any assurance.

Supplementary Information

Our audit was conducted for the purpose of forming opinions on the financial statements that collectively comprise the Town's basic financial statements. The combining and individual nonmajor fund financial statements are presented for purposes of additional analysis and are not a required part of the basic financial statements. Such information is the responsibility of management and was derived from and relates directly to the underlying accounting and other records used to prepare the basic financial statements. The information has been subjected to the auditing procedures applied in

the audit of the basic financial statements and certain additional procedures, including comparing and reconciling such information directly to the underlying accounting and other records used to prepare the basic financial statements or to the basic financial statements themselves, and other additional procedures in accordance with auditing standards generally accepted in the United States of America. In our opinion the combining and individual nonmajor fund financial statements are fairly stated in all material respects in relation to the basic financial statements as a whole.

Respectfully Submitted,

James W. Wadman, CPA

James W. Wadman, CPA
Ellsworth, Maine
April 5, 2024

TOWN OF MOUNT DESERT
STATEMENT OF NET POSITION
JUNE 30, 2023

Exhibit A

<i>Assets</i>	<i>Governmental Activities</i>	<i>Business-Type Activities</i>	<i>Total</i>
<u><i>Current assets:</i></u>			
Cash and Equivalents	11,860,337		11,860,337
Investments	8,163,592	971,332	9,134,924
Taxes and Liens Receivables	10,433		10,433
Bonds Receivables	99,457		99,457
Accounts Receivable	350,813		350,813
Right to use leased asset, net of accumulated amortization	38,018		38,018
Lease Receivable, current	46,091		46,091
Prepaid Expenditures	90,644		90,644
Internal Balances		1,012,788	1,012,788
Inventory	4,833		4,833
<u><i>Non-current assets:</i></u>			
<i>Capital Assets:</i>			
Land	2,624,097		2,624,097
Construction Work in Progress	8,354,739		8,354,739
Other Capital Assets, Net of Depreciation	32,705,984	3,280,200	35,986,184
Total Assets	64,349,038	5,264,320	69,613,358
<i>Deferred Outflows of Resources:</i>			
Related to Pensions and Other Post Employment Benefits	739,033		739,033
Related to Pensions and Other Post Employment Benefits	219,872		219,872
Total Deferred Outflow of Resources	958,905	-	958,905
Total Assets and Deferred Outflows of Resources	65,307,943	5,264,320	70,572,263
<i>Liabilities</i>			
<u><i>Current Liabilities:</i></u>			
Accounts Payable	1,777,119	10,489	1,787,608
Retainage Payable	301,673	10,418	312,091
Accrued Interest Payable		24,836	24,836
Accrued Salaries Payable	425,585		425,585
Internal Balances	1,012,788		1,012,788
<u><i>Long-term Liabilities:</i></u>			
Accrued Compensated Absences	414,367	8,661	423,028
Net Pension Liability	904,229		904,229
Net Other Post Employment Benefits Liability	1,482,584		1,482,584
Lease Liability - due within one year	15,258		15,258
Lease Liability - due in more than one year	15,780		15,780
Due Within One Year	1,893,593	110,000	2,003,593
Due in More Than One Year	17,631,547	770,000	18,401,547
Total Liabilities	25,874,523	934,404	26,808,927
<i>Deferred Inflows of Resources:</i>			
Property Taxes Collected in Advance	145,989		145,989
Leases	44,210		44,210
Related to Pensions	378,960		378,960
Related to Other Post Employment Benefits	110,579		110,579
Total Deferred Inflows of Resources	679,738	-	679,738
<i>Net Position</i>			
Net Investment in Capital Assets	24,166,660	2,400,200	26,566,860
Restricted	1,404,196	845,781	2,249,977
Unrestricted	13,182,826	1,083,935	14,266,761
Total Net Position	38,753,682	4,329,916	43,083,598
Total Liabilities, Deferred Inflows of Resources, and Net Position	65,307,943	5,264,320	70,572,263

The notes to financial statements are an integral part of this statement.

TOWN OF MOUNT DESERT
STATEMENT OF ACTIVITIES
FOR THE FISCAL YEAR ENDED JUNE 30, 2023

Exhibit B

<i>Functions/Programs</i>	<i>Program Revenues</i>			<i>Net (Expense) Revenue and Changes in Net Position</i>		
	<i>Expenses</i>	<i>Fees, Fines, and Charges for Services</i>	<i>Operating Grants</i>	<i>Governmental Activities</i>	<i>Business-type Activities</i>	<i>Total</i>
<i>Primary Government</i>						
<i>Governmental Activities</i>						
General Government	1,477,320	135,590		(1,341,730)		(1,341,730)
General Assistance				0		0
Rural Wastewater Support	189,505			(189,505)		(189,505)
Street Lights	10,611			(10,611)		(10,611)
Public Safety	3,695,456	180,521		(3,514,935)		(3,514,935)
Public Works	3,446,624	283		(3,446,341)		(3,446,341)
Sewer	1,571,409	775		(1,570,634)		(1,570,634)
Community Development	2,650			(2,650)		(2,650)
Debt Service	282,721			(282,721)		(282,721)
Other	398,457			(398,457)		(398,457)
Education	5,172,783	61,047	539,642	(4,572,094)		(4,572,094)
Assessments	4,591,851			(4,591,851)		(4,591,851)
Capital Outlay	6,324			(6,324)		(6,324)
<i>Total Governmental Activities</i>	<u>20,845,711</u>	<u>378,216</u>	<u>539,642</u>	<u>(19,927,853)</u>		<u>(19,927,853)</u>
<i>Business-type Activities</i>						
Marina	782,492	1,044,190	1,584		263,282	263,282
<i>Total Business-type Activities</i>	<u>782,492</u>	<u>1,044,190</u>	<u>1,584</u>		<u>263,282</u>	<u>263,282</u>
<i>Total Primary Government</i>	<u>21,628,203</u>	<u>1,422,406</u>	<u>541,226</u>	<u>(19,927,853)</u>	<u>263,282</u>	<u>(19,664,571)</u>
<i>General Revenues:</i>						
<i>Taxes</i>						
Property				18,945,688		18,945,688
Auto Excise				659,444		659,444
Boat Excise				26,555		26,555
Intergovernmental Revenues				765,393		765,393
Increase (Decrease) in Fair Market Value				301,241		301,241
Other Local Sources				597,917	36,547	634,464
Transfers Marina				66,463	(66,463)	-
<i>Total Revenues, Special Items and Transfers</i>				<u>21,362,701</u>	<u>(29,916)</u>	<u>21,332,785</u>
<i>Changes in Net Position</i>						
				1,434,848	233,366	1,668,214
<i>Net Position - Beginning, Restated</i>						
				<u>37,318,834</u>	<u>4,096,550</u>	<u>41,415,384</u>
<i>Net Position - Ending</i>						
				<u>38,753,682</u>	<u>4,329,916</u>	<u>43,083,598</u>

The notes to financial statements are an integral part of this statement.

TOWN OF MOUNT DESERT
BALANCE SHEET - GOVERNMENTAL FUNDS
JUNE 30, 2023

Exhibit C
Page 1 of 2

	<i>General Fund</i>	<i>Northeast Village Center</i>	<i>NEH Fire Station</i>	<i>Capital Improvement Program</i>	<i>Other Governmental Funds</i>	<i>Total Governmental Funds</i>
Assets						
Cash and Equivalents	6,199,936		2,613,186		3,047,215	11,860,337
Investments	4,236,078	-		3,904,258	23,256	8,163,592
Receivables						
Taxes	10,433					10,433
Tax Liens	99,457					99,457
Other	334,985	15,828				350,813
Lease	46,091					46,091
Prepaid Expenditures	90,644					90,644
Inventory	4,833					4,833
Due from Other Funds	219,035	1,417,643	34,820		406,438	2,077,936
Total Assets	11,241,492	1,433,471	2,648,006	3,904,258	3,476,909	22,704,136
Liabilities						
Accounts Payable	629,169	847,407	199,039	101,442	62	1,777,119
Retainage Payable	7,823	102,715	134,704		56,431	301,673
Accrued Salaries Payable	425,585					425,585
Due to Other Funds	2,726,255			362,185	2,284	3,090,724
Total Liabilities	3,788,832	950,122	333,743	463,627	58,777	5,595,101
Deferred Inflows of Resources:						
Property Taxes Collected in Advance	145,989					145,989
Parking Receipts Collected in Advan	851					851
Leases	44,210					44,210
Unavailable Property Tax Revenue	103,133					103,133
Total Deferred Inflows of Resources	294,183	-	-	-	-	294,183
Fund Balances						
Nonspendable	4,191				18,253	22,444
Restricted	1,228,282				153,470	1,381,752
Committed	2,104,786	483,349	2,314,263	3,440,631	3,242,447	11,585,476
Assigned	47,517				3,962	51,479
Unassigned	3,773,701					3,773,701
Total Fund Balances	7,158,477	483,349	2,314,263	3,440,631	3,418,132	16,814,852
Total Liabilities, Deferred Inflows of Resources, and Fund Balances	11,241,492	1,433,471	2,648,006	3,904,258	3,476,909	22,704,136

The notes to financial statements are an integral part of this statement.

TOWN OF MOUNT DESERT
BALANCE SHEET - GOVERNMENTAL FUNDS
JUNE 30, 2023

Exhibit C
Page 2 of 2

Amounts reported for governmental activities in the Statement of Net Position are different because:

Total Fund Balance	16,814,852
Capital assets used in governmental activities are not financial resources and, therefore, are not reported in the funds, net of accumulated depreciation of \$37,773,919	43,684,820
Right to use leased assets used in governmental activities are not financial resources and therefore are not reported in the funds, net of accumulated amortization \$38,018	38,018
Deferred outflows of resources related to pension plans	739,033
Deferred outflows of resources related to other post employment benefits	219,872
Deferred inflows of resources related to pension plans	(378,960)
Deferred inflows of resources related to other post employment benefits	(110,579)
Certain long-term assets are not available to pay for current fund liabilities and, therefore, are deferred in the funds:	
Net Pension Asset /(Liability)	(904,229)
Net Other Post Employment Benefits Liability	(1,482,584)
Property Taxes Collected in Advance	103,133
Parking Receipts Collected in Advance	851
Certain long-term liabilities are not due and payable from current financial resources and, therefore, are not reported in the funds:	
Bonds and Leases Payable	(19,525,140)
Lease Liability	(31,038)
Accrued Compensated Absences	(414,367)
Net Position of Governmental Activities	<u><u>38,753,682</u></u>

The notes to financial statements are an integral part of this statement.

TOWN OF MOUNT DESERT
STATEMENT OF REVENUES, EXPENDITURES
AND CHANGES IN FUND BALANCES - GOVERNMENTAL FUNDS
FOR THE FISCAL YEAR ENDED JUNE 30, 2023

Exhibit D
Page 1 of 2

	<i>General Fund</i>	<i>Northeast Village Center</i>	<i>NEH Fire Station</i>	<i>Capital Improvement Program</i>	<i>Other Governmental Funds</i>	<i>Total Governmental Funds</i>
Revenues						
Taxes	19,587,002					19,587,002
Intergovernmental Revenues	1,366,251	-			-	1,366,251
Local Sources	412,412	5,418	17,712	111,380	(300)	546,622
Fair Value Increase (Decrease)	301,241					301,241
Miscellaneous	533,864					533,864
Total Revenues	22,200,770	5,418	17,712	111,380	(300)	22,334,980
Expenditures						
Current:						
General Government	1,499,527			-		1,499,527
General Assistance	-					-
Rural Wastewater Support	189,505					189,505
Street Lights	10,611					10,611
Public Safety	3,574,576			69,814		3,644,390
Public Works	3,056,072			339,150	124	3,395,346
Sewer	1,065,890			19,842		1,085,732
Community Development	2,650					2,650
All Other	397,599				858	398,457
Education Programs	5,299,078					5,299,078
Assessments	4,591,851					4,591,851
Debt Service	1,977,013					1,977,013
Capital Outlay		1,085,333	2,765,295		467,731	4,318,359
Total Expenditures	21,664,372	1,085,333	2,765,295	428,806	468,713	26,412,519
Excess of Revenues Over (Under) Expenditures	536,398	(1,079,915)	(2,747,583)	(317,426)	(469,013)	(4,077,539)
Other Financing Sources (Uses)						
Bond Proceeds					2,550,000	2,550,000
Transfers from Other Funds	890,731		34,821	1,025,476	-	1,951,028
Transfers to Other Funds	(1,610,534)		(7,500)	(43,436)	(223,095)	(1,884,565)
Total Other Financing Sources (Uses)	(719,803)	-	27,321	982,040	2,326,905	2,616,463
Excess of Revenues and Other Financing Sources Over (Under) Expenditures	(183,405)	(1,079,915)	(2,720,262)	664,614	1,857,892	(1,461,076)
Fund Balance - July 1	7,341,882	1,563,264	5,034,525	2,776,017	1,560,240	18,275,928
Fund Balance - June 30	7,158,477	483,349	2,314,263	3,440,631	3,418,132	16,814,852

(Continued)

The notes to financial statements are an integral part of this statement.

**TOWN OF MOUNT DESERT
RECONCILIATION OF THE STATEMENT OF REVENUES, EXPENDITURES,
AND CHANGES IN FUND BALANCES OF GOVERNMENTAL FUNDS
TO THE STATEMENT OF ACTIVITIES
FOR THE FISCAL YEAR ENDED JUNE 30, 2023**

Net change in fund balances - total governmental funds (1,461,076)

Amounts reported for governmental activities in the Statement of Activities are different because:

Governmental funds report capital outlays as expenditures while governmental activities report depreciation expense to allocate those expenditures over the life of the assets:

Capital asset purchases capitalized	5,426,275
Capital asset disposals	(31,281)
Right to use leased assets addition	
Amortization expense on leased asset	(19,008)
Depreciation expense	(2,148,360)
	<u>3,227,626</u>

Revenues in the Statement of Activities that do not provide current financial resources are not reported as revenues in the funds:

Unavailable Property Tax Revenue	44,685
Parking Receipts collected in advance	(44,169)
	<u>516</u>

Bond proceeds proved current financial resources to governmental funds, but issuing debt increases long-term liabilities in the statement of net position. Repayment of debt principal is an expenditure in the governmental funds, but the repayment reduces long-term liabilities in the Statement of Net Position:

Capital lease obligation principal payments	79,367
New capital leases	(121,400)
Lease liabilities principal payments	14,755
Lease liabilities issued	
New Bonds	(2,550,000)
General obligation bond principal payments	1,991,792
	<u>(585,486)</u>

Some expenses reported in the Statement of Activities do not require the use of current financial resources and, therefore, are not reported as expenditures in governmental funds:

Pension Plans (Deferred Outflows, Deferred Inflows, Net Pension Asset (Liability))	347,815
OPEB Plans (Deferred Outflows, Deferred Inflows, Net OPEB Asset (Liability))	(57,523)
Accrued compensated absences	(37,024)
	<u>253,268</u>

Change in net position of governmental activities 1,434,848

TOWN OF MOUNT DESERT
STATEMENT OF NET POSITION - PROPRIETARY FUND
JUNE 30, 2023

Exhibit E

	<i>Marina Fund</i>
	<hr/>
<i>Assets</i>	
<i>Current Assets:</i>	
Investments	971,332
Due from Other Funds	1,012,788
<i>Total Current Assets</i>	<hr/> 1,984,120 <hr/>
<i>Noncurrent Assets:</i>	
Capital Assets, net	3,280,200
<i>Total Noncurrent Assets</i>	<hr/> 3,280,200 <hr/>
 <i>Total Assets</i>	 <hr/><hr/>5,264,320
 <i>Liabilities and Net Position</i>	
<i>Liabilities</i>	
<i>Current Liabilities:</i>	
Accrued Interest Payable	24,836
Accounts Payable	10,489
Retainage Payable	10,418
<i>Long-term Liabilities:</i>	
Due Within One Year	110,000
Due in More Than One Year	770,000
<i>Total Liabilities</i>	<hr/> 925,743 <hr/>
 <i>Net Position</i>	
Net Investment in Capital Assets	2,400,200
Restricted	845,781
Unassigned	1,092,596
<i>Total Net Position</i>	<hr/> 4,338,577 <hr/>
 <i>Total Liabilities and Net Position</i>	 <hr/><hr/>5,264,320

Amounts reported for business activities in the Statement of Net Position are different because:

Total Net Position	4,338,577
 Certain long-term liabilities are not due and payable from current financial resources and, therefore, are not reported in the funds:	
Accrued Compensated Absences	(8,661)
	<hr/> (8,661) <hr/>
Net Position of Business Activities	<hr/> 4,329,916 <hr/>

The notes to financial statements are an integral part of this statement.

**TOWN OF MOUNT DESERT
PROPRIETARY FUND**

Exhibit F

**STATEMENT OF REVENUES, EXPENSES, AND CHANGES IN FUND NET POSITION
FOR THE FISCAL YEAR ENDED JUNE 30, 2023**

	Marina Fund			Variance
	Original Budget	Final Budget	Actual	Favorable (Unfavorable)
Operating Revenues:				
NEH Marina	623,244	623,244	887,735	264,491
Moorings	107,000	107,000	114,529	7,529
Launch Services	20,000	20,000	19,100	(900)
Agent Fees	17,000	17,000	15,473	(1,527)
Pump Out Grant	2,000	2,000	1,584	(416)
Ticket Booth Fees	2,500	2,500	925	(1,575)
Marina Concessions	9,500	9,500	6,428	(3,072)
Total Operating Revenues:	<u>781,244</u>	<u>781,244</u>	<u>1,045,774</u>	<u>264,530</u>
Operating Expenditures:				
NEH Marina	622,410	636,965	644,556	(7,591)
Seal Harbor Marina	11,800	11,800	10,339	1,461
Bartlett Narrows Harbor	4,600	4,600	1,098	3,502
Somesville Harbor	750	750	180	570
Debt Service	36,036	36,036	33,019	3,017
Depreciation			95,407	(95,407)
Total Operating Expenditures	<u>675,596</u>	<u>690,151</u>	<u>784,599</u>	<u>(94,448)</u>
Net Operating Income	<u>105,648</u>	<u>91,093</u>	<u>261,175</u>	<u>170,082</u>
Non-operating Revenues (Expenses)				
Gift Revenue		14,555	14,556	1
Interest Revenue			21,991	21,991
Total Non-operating Revenues (Expenses)	<u>-</u>	<u>14,555</u>	<u>36,547</u>	<u>21,992</u>
Net Income (Loss) before contributions and transfers	<u>105,648</u>	<u>105,648</u>	<u>297,722</u>	<u>192,074</u>
Transfer in Other Funds				-
Transfer to Other Funds	<u>(105,648)</u>	<u>(105,648)</u>	<u>(66,463)</u>	<u>39,185</u>
Change in Net Position	<u>-</u>	<u>-</u>	<u>231,259</u>	<u>231,259</u>
Total Net Position - Beginning			<u>4,107,318</u>	
Total Net Position - Ending			<u><u>4,338,577</u></u>	
Net change in fund balances - total business funds			231,259	
Amounts reported for business activities in the Statement of Activities are different because:				
Some expenses reported in the Statement of Activities do not require the use of current financial resources and, therefore, are not reported as expenditures in business funds:				
Accrued compensated absences			2,107	
			<u>2,107</u>	
Change in net position of business activities			<u><u>233,366</u></u>	

The notes to financial statements are an integral part of this statement.

TOWN OF MOUNT DESERT
ALL PROPRIETARY FUND TYPES
STATEMENT OF CASH FLOWS
FOR THE FISCAL YEAR ENDED JUNE 30, 2023

Exhibit G

	<i>Marina Fund</i>
<i>Cash Flows from Operating Activities</i>	
Received from Customers	1,044,190
Payments to Suppliers	(266,076)
Payments to Employees	(390,097)
Other Receipts (Payments)	99,429
	<hr/>
<i>Net Cash Provided by (Used in) Operating Activities</i>	487,446
	<hr/>
<i>Cash Flows from Capital and Related Financing Activities</i>	
Principal Paid on Capital Debt	(110,000)
Disposals of Capital Assets	
Purchases of Capital Assets	(313,956)
	<hr/>
<i>Net Cash Used in Capital and Related Financing Activities</i>	(423,956)
	<hr/>
<i>Cash Flows from Investing Activities</i>	
Net Purchase/Sales of Investment	(85,481)
Interest and Dividends	21,991
	<hr/>
<i>Net Cash Provided by (Used in) Investing Activities</i>	(63,490)
	<hr/>
<i>Net Increase (Decrease) in Cash and Cash Equivalents</i>	-
	<hr/>
<i>Balances - beginning of the year</i>	-
	<hr/>
<i>Balances - end of the year</i>	-
	<hr/> <hr/>
<i>Reconciliation of Operating Income (Loss) to Net Cash Provided by Operating Activities:</i>	
Net Operating Income (Loss)	231,259
Adjustment to Reconcile Net Operating Income to Net Cash Provided (Used) by Operating Activities:	
Depreciation and Amortization	95,407
(Increase) Decrease in Due from Other Funds	168,368
Increase (Decrease) in Accrued Interest Payable	(3,006)
Increase (Decrease) in Accounts Payable	(15,000)
Increase (Decrease) in Retainage Payable	10,418
	<hr/>
<i>Net Cash Provided by (Used in) Operating Activities</i>	487,446
	<hr/> <hr/>

The notes to financial statements are an integral part of this statement.

TOWN OF MOUNT DESERT
REQUIRED SUPPLEMENTARY INFORMATION
SCHEDULE OF REVENUES, EXPENDITURES AND CHANGES IN FUND BALANCE
BUDGET AND ACTUAL - FUND BALANCE
FOR THE FISCAL YEAR ENDED JUNE 30, 2023

Exhibit H

	<i>Original Budget</i>	<i>Final Budget</i>	<i>Actual</i>	<i>Variance Favorable (Unfavorable)</i>
Revenues				
Taxes	19,629,615	19,629,615	19,587,002	(42,613)
Intergovernmental Revenues	227,796	277,021	292,704	15,683
Charges for Services	195,200	203,669	317,969	114,300
Miscellaneous	211,697	306,175	533,864	227,689
Total Revenues	20,264,308	20,416,480	20,731,539	315,059
Expenditures (Net of Departmental Revenues)				
General Government	1,541,146	1,541,346	1,458,476	82,870
General Assistance	5,000	5,000	-	5,000
Rural Wastewater Support	205,805	205,805	189,505	16,300
Street Lights	10,500	10,500	10,611	(111)
Public Safety	3,784,130	3,818,531	3,441,430	377,101
Public Works	2,880,461	2,950,626	3,056,072	(105,446)
Sewer	1,134,258	1,134,258	1,059,890	74,368
Community Development	10,000	10,000	2,650	7,350
Debt Service	1,736,705	1,823,170	1,832,013	(8,843)
All Other	329,995	387,901	399,118	(11,217)
Education	4,113,610	4,113,610	4,113,610	-
Assessments	4,654,752	4,654,752	4,591,851	62,901
Total Expenditures	20,406,362	20,655,499	20,155,226	500,273
Excess Revenues Over Expenditures	(142,054)	(239,019)	576,313	815,332
Other Financing Sources				
Transfers In	511,490	608,455	626,674	18,219
Transfer Out	(1,069,436)	(1,069,436)	(1,069,436)	-
Total Other Financing Sources	(557,946)	(460,981)	(442,762)	18,219
Net Change in Fund Balance	(700,000)	(700,000)	133,551	833,551
Beginning Fund Balances			3,640,150	
Municipal Revenue Sharing			218,485	
General Reserve Funds			2,104,786	
Planning Grant			22,739	
Shellfish Fund				
Encumbrances			1,038,766	
Ending Fund Balances			7,158,477	
Reconciliation to Exhibit D:				
Total Revenues per above			20,731,539	
Municipal Revenue Sharing			154,352	
General Reserve Funds			395,684	
Shellfish Fund			-	
School Revenues			919,195	
Total Revenues per Statement of Revenues, Expenditures and Fund Balances - Governmental Funds			\$22,200,770	
Total Expenditures per above			20,155,226	
General Reserve Funds			252,901	
School Revenues			919,195	
Encumbrances			337,050	
Total Expenditures per Statement of Revenues, Expenditures and Fund Balances - Governmental Funds			\$21,664,372	

TOWN OF MOUNT DESERT
GENERAL FUND
STATEMENT OF ESTIMATED AND ACTUAL REVENUES
FOR THE FISCAL YEAR ENDED JUNE 30, 2023

Exhibit A-1
Page 1 of 2

	<i>Estimated</i>	<i>Actual</i>	<i>Over (Under) Budget</i>
Taxes			
Property	18,921,615	18,881,182	(40,433)
Motor Vehicle Excise	650,000	659,444	9,444
Boat Excise	28,000	26,555	(1,445)
Interest on Taxes	30,000	19,821	(10,179)
	<u>19,629,615</u>	<u>19,587,002</u>	<u>(42,613)</u>
Intergovernmental Revenues			
Acadia National Park - PILT	30,000	34,539	4,539
ANP Otter Creek Treatment Plant	60,000	62,503	2,503
ANP Seal Harbor Sewer	15,000	19,738	4,738
State Road Assistance	35,000	37,636	2,636
General Assistance	3,500		(3,500)
Homestead Reimbursement	80,261	84,210	3,949
Tree Growth	1,000	710	(290)
Veterans Exemption	600	563	(37)
BETE Exemption	2,435	2,465	30
Environmental Sustainability Grant	49,225	49,225	-
Other State Revenues		1,115	1,115
	<u>277,021</u>	<u>292,704</u>	<u>15,683</u>
Charges for Services			
Police Department	840	12,639	11,799
Fire Department	8,379	8,379	-
EMS Revenue	87,000	159,503	72,503
Sewers	700	775	75
Recycling		283	283
Paid Parking	60,000	66,456	6,456
Shellfish		800	800
Planning and Zoning	22,300	46,191	23,891
Licenses and Permits	10,000	12,946	2,946
Town Clerk	14,450	9,997	(4,453)
	<u>203,669</u>	<u>317,969</u>	<u>114,300</u>

TOWN OF MOUNT DESERT
GENERAL FUND
STATEMENT OF ESTIMATED AND ACTUAL REVENUES
FOR THE FISCAL YEAR ENDED JUNE 30, 2023

Exhibit A-1
Page 2 of 2

	<u>Estimated</u>	<u>Actual</u>	<u>Over (Under) Budget</u>
Other Revenue			
Solid Waste Performance Credit	15,000	10,287	(4,713)
Payments in Lieu of Taxes	25,500	28,014	2,514
Bar Harbor Police Chief Reimbursement	109,987	112,572	2,585
Dispatch Reimbursement and Grant	15,432	15,432	-
Gift Revenue	78,846	78,846	-
Interest on Investments	55,000	280,111	225,111
Insurance Dividends/Refunds	5,000	5,991	991
SV - EVSE Revenue	710	1,175	465
Other	700	1,436	736
	<u>306,175</u>	<u>533,864</u>	<u>227,689</u>
Transfers and Other Sources			
Dog Welfare			-
NEH Marina	74,650	66,464	(8,186)
Reserves	347,340	347,340	-
Special Revenues		26,406	26,406
Capital Improvements	86,465	86,464	(1)
Municipal Revenue Sharing	100,000	100,000	-
	<u>608,455</u>	<u>626,674</u>	<u>18,219</u>
	21,024,935	<u>21,358,213</u>	<u>333,278</u>
Fund Balance Used to Reduce Tax Rate	<u>700,000</u>		
Total Revenues and Use of Fund Balance	<u>21,724,935</u>		

TOWN OF MOUNT DESERT
GENERAL FUND
STATEMENT OF APPROPRIATIONS, EXPENDITURES AND ENCUMBRANCES
FOR THE FISCAL YEAR ENDED JUNE 30, 2023

Exhibit A-2
Page 1 of 2

	<i>Encumbered from 2022</i>	<i>Appropriation</i>	<i>Revenues/ Transfers In</i>	<i>Expenditures</i>	<i>Encumbered to 2024</i>	<i>(Over Under Budget</i>
General Government						
Board of Selectmen		35,701		21,315		14,386
Town Administration		396,971		387,972		8,999
Town Clerk	10,850	123,582		123,944	10,321	167
Registrar		2,000		2,355		(355)
Elections		20,250		4,311		15,939
Planning Board	35,677	51,509		23,547	35,677	27,962
Finance		147,913		176,280		(28,367)
Treasurer		82,474		65,432		17,042
Tax Collector		18,930		18,064		866
Assessing		134,341		126,849		7,492
Code Enforcement		182,524		173,541		8,983
General Government - Unallocated		103,100		76,131		26,969
Human Resources		40,320		31,820		8,500
Technology		201,731		227,444		(25,713)
	<u>46,527</u>	<u>1,541,346</u>		<u>1,459,005</u>	<u>45,998</u>	<u>82,870</u>
General Assistance		5,000				5,000
Rural Wastewater Support		205,805		189,505		16,300
Street Lights		10,500		10,611		(111)
Public Safety						
Police Department	53,535	1,068,685		1,120,353		1,867
Fire Department		2,052,807		1,796,682		256,125
Dispatch	12,232	414,289		316,592		109,929
Shellfish		3,250				3,250
Animal Control		5,000		70		4,930
Emergency Management		1,000				1,000
Fire Hydrant Rental		273,500		273,500		-
	<u>65,767</u>	<u>3,818,531</u>		<u>3,507,197</u>	<u>-</u>	<u>377,101</u>
Public Works						
Highways		1,862,153		1,899,163		(37,010)
Waste Management		684,710		781,561		(96,851)
Buildings & Grounds		237,971		261,600		(23,629)
Environmental Sustainability		84,975		29,654		55,321
Parks and Cemeteries		80,817		84,094		(3,277)
	<u>-</u>	<u>2,950,626</u>		<u>3,056,072</u>	<u>-</u>	<u>(105,446)</u>

**TOWN OF MOUNT DESERT
GENERAL FUND
STATEMENT OF APPROPRIATIONS, EXPENDITURES AND ENCUMBRANCES
FOR THE FISCAL YEAR ENDED JUNE 30, 2023**

**Exhibit A-2
Page 2 of 2**

	<i>Encumbered from 2022</i>	<i>Appropriation</i>	<i>Revenues/ Transfers In</i>	<i>Expenditures</i>	<i>Encumbered to 2024</i>	<i>(Over) Under Budget</i>
Sewer						
Sewer Operation	6,000	704,650		702,189		8,461
Northeast Harbor Plant		185,850		167,757		18,093
Somesville Plant		79,000		64,973		14,027
Seal Harbor Plant		129,758		110,348		19,410
Otter Creek Plant		35,000		20,623		14,377
	6,000	1,134,258		1,065,890	-	74,368
Community Development		10,000		2,650		7,350
Debt Service						
Principal on Bonds/Notes		1,549,257		1,549,290		(33)
Interest on Bonds/Notes		273,913		282,723		(8,810)
		1,823,170		1,832,013		(8,843)
All Other						
Libraries		35,500		35,500		-
Recreation - Pool Maintenance		5,900		17,117		(11,217)
Recreation		90,000		90,000		-
Skating Rink		57,906		56,387	1,519	-
Village Organizations		71,000		71,000		-
Social Service Agencies		127,595		127,595		-
		387,901		397,599	1,519	(11,217)
Education						
Elementary School	1,257,522	4,113,610	919,195	5,299,078	991,249	-
Assessments						
MDI High School		3,467,240		3,467,240		-
County Tax		1,094,887		1,094,887		-
Overlay		92,625		29,724		62,901
		4,654,752		4,591,851		62,901
Operating Transfers Out						
NEH Promenade						-
Reserves		1,069,436		1,069,436		-
		1,069,436		1,069,436		-
Totals	1,375,816	21,724,935	919,195	22,480,907	1,038,766	500,273

TOWN OF MOUNT DESERT
GENERAL FUND
STATEMENT OF CHANGES IN UNASSIGNED FUND BALANCE
FOR THE FISCAL YEAR ENDED JUNE 30, 2023

Exhibit A-3

Unassigned Fund Balance, July 1	3,640,150	
Unassigned Fund Balance, June 30	<u>3,773,701</u>	
Increase		<u><u>133,551</u></u>

Analysis of Change

Budget Summary		
Revenue Surplus - Exhibit A-1	333,278	
Unexpended Balance of		
Appropriations - Exhibit A-2	<u>500,273</u>	
Budget Surplus		<u>833,551</u>
Deductions		
Beginning Fund Balance Used		
to Reduce Tax Rate		<u>(700,000)</u>
Increase		<u><u>133,551</u></u>

TOWN OF MOUNT DESERT
NOTES TO THE FINANCIAL STATEMENTS
JUNE 30, 2023

NOTE 1 - SUMMARY OF SIGNIFICANT ACCOUNTING POLICIES (Continued)

D. Assets, Liabilities and Net Position or Fund Equity (continued)

12. Fund Balances/Net Position (continued)

The Town has identified June 30, 2023 fund balances on the balance sheet as follows:

	<i>General Fund</i>	<i>Northeast Village Center</i>	<i>Capital Project Fire Station</i>	<i>Capital Improvement Program</i>	<i>Other Governmental Funds</i>	<i>Total</i>
<u><i>Nonspendable</i></u>						
School Inventory	4,833					4,833
Permanent Funds Principal					18,253	18,253
<u><i>Restricted</i></u>						
School Department	986,416					986,416
Municipal Revenue Sharing	218,485					218,485
Planning Grant	22,739					22,739
ARPA Grant					153,470	153,470
<u><i>Committed</i></u>						
Town Reserves	2,104,786					2,104,786
NEH WW Collect System					43,342	43,342
Northeast Village Center		483,349				483,349
Somesville Fire Station					101,214	101,214
NEH Fire Station			2,314,263			2,314,263
Fiber Network 22 ATM					343,745	343,745
Rte 198 DOT Phase 3					186,855	186,855
NEH Summit Road Improvements					16,000	16,000
Dodge Point Bait House					2,596	2,596
2023 Sidewalk Project					50,000	50,000
2023 Tennis Pickelball					210,000	210,000
2023 Parking Lot Rehab					780,000	780,000
2023 Sewer Relocation					900,000	900,000
2023 Beech Hill Culvert					358,695	358,695
2023 SH Beach Erosion					250,000	250,000
Capital Imp. Program				3,440,631		3,440,631
<u><i>Assigned</i></u>						
Encumbrances	47,517					47,517
Permanent Funds Income					3,962	3,962
<u><i>Unassigned</i></u>						
General Fund	3,773,701					3,773,701
<u><i>Total Fund Balance</i></u>	<u>7,158,477</u>	<u>483,349</u>	<u>2,314,263</u>	<u>3,440,631</u>	<u>3,418,132</u>	<u>16,814,852</u>

TOWN OF MOUNT DESERT
ALL GENERAL RESERVE FUNDS
BALANCE SHEET
JUNE 30, 2023

Exhibit A-4

<i>Assets</i>	<i>Municipal Revenue Sharing</i>	<i>General Reserve Funds</i>	<i>Planning Grant</i>	<i>Total</i>
Investments		2,201,542		2,201,542
Accounts Receivable				-
Due from Other Funds	218,485	168,646	22,739	409,870
Total Assets	218,485	2,370,188	22,739	2,611,412
<i>Liabilities and Fund Balances</i>				
<i>Liabilities</i>				
Accounts Payable				-
Retainage Payable		7,823		7,823
Due to Other Funds		257,579		257,579
Total Liabilities	-	265,402	-	265,402
<i>Fund Balances</i>				
Restricted	218,485		22,739	241,224
Committed		2,104,786		2,104,786
Assigned				-
Total Fund Balances	218,485	2,104,786	22,739	2,346,010
 Total Liabilities and Fund Balances	 218,485	 2,370,188	 22,739	 2,611,412

TOWN OF MOUNT DESERT
ALL GENERAL RESERVES
STATEMENT OF REVENUES, EXPENDITURES
AND CHANGES IN FUND BALANCES
FOR THE FISCAL YEAR ENDED JUNE 30, 2023

Exhibit A-5

	<i>Municipal Revenue Sharing</i>	<i>General Reserve Funds</i>	<i>Planning Grant</i>	<i>Shellfish Fund</i>	<i>Total</i>
Revenues					
Intergovernmental Revenues	154,352				154,352
Local Sources		94,443			94,443
Fair Value Increase (Decrease)		301,241			301,241
Total Revenues	<u>154,352</u>	<u>395,684</u>	<u>-</u>	<u>-</u>	<u>550,036</u>
Expenditures					
General Government		40,522			40,522
Public Safety		67,379			67,379
Debt Service		145,000			145,000
Total Expenditures	<u>-</u>	<u>252,901</u>	<u>-</u>	<u>-</u>	<u>252,901</u>
Excess of Revenues Over (Under) Expenditures	<u>154,352</u>	<u>142,783</u>	<u>-</u>	<u>-</u>	<u>297,135</u>
Other Financing Sources (Uses)					
Transfers In		264,057			264,057
Transfers Out	(100,000)	(425,098)		(16,000)	(541,098)
Total Other Financing Sources (Uses)	<u>(100,000)</u>	<u>(161,041)</u>	<u>-</u>	<u>(16,000)</u>	<u>(277,041)</u>
Excess of Revenues and Other Financing Sources Over (Under) Expenditures and Other Uses	54,352	(18,258)	-	(16,000)	20,094
Fund Balance - July 1	<u>164,133</u>	<u>2,123,044</u>	<u>22,739</u>	<u>16,000</u>	<u>2,325,916</u>
Fund Balance - June 30	<u>218,485</u>	<u>2,104,786</u>	<u>22,739</u>	<u>-</u>	<u>2,346,010</u>

**TOWN OF MOUNT DESERT
GENERAL RESERVE FUNDS
STATEMENT OF ACTIVITY
FOR THE FISCAL YEAR ENDED JUNE 30, 2023**

Exhibit A-6

	<i>Balance July 1</i>	<i>Transfers In</i>	<i>Interest</i>	<i>Revenues</i>	<i>Expenditures/ Transfers</i>	<i>Balance June 30</i>
Town Reserve Funds						
Dog Welfare	5,104		198	789		6,091
Donation Reserve	47,340				(47,340)	-
GG Benefit Accrual Reserve	176,202		5,772		(27,156)	154,818
Police Reserve	86,298	85,737	3,800		(11,755)	164,080
Police Training Reserve	65,481		1,871		(67,352)	-
Public Works Parks & Cemeteries Reserve	31,698	10,000	1,480			43,178
Revaluation Reserve	179,659	24,190	6,555		(13,366)	197,038
Wastewater Bond Repayment	445,214		11,963		(145,000)	312,177
Sub-Total	1,036,996	119,927	31,639	789	(311,969)	877,382
General (Fair Value Changes)	1,057,516	144,130	301,241		(300,000)	1,202,887
Police Reimbursements						
Bar Harbor Police Chief	10,406				(10,406)	-
Police Outside Detail	7,846			8,138	(4,982)	11,002
Fire Outside Detail	9,332			3,500	(790)	12,042
Fire Special Detail				525		525
Bar Harbor Mutual Aid	948			49,852	(49,852)	948
Sub-Total	28,532	-	-	62,015	(66,030)	24,517
Total	2,123,044	264,057	332,880	62,804	(677,999)	2,104,786

TOWN OF MOUNT DESERT
ALL SPECIAL REVENUE FUNDS
BALANCE SHEET
JUNE 30, 2023

Exhibit B-1

<i>Assets</i>	<i>ARPA Grant</i>
Cash	153,470
Due from Other Funds	
Total Assets	153,470
<i>Liabilities and Fund Balances</i>	
Liabilities	
Accounts Payable	
Due to Other Funds	
Total Liabilities	-
Fund Balances	
Restricted	153,470
Committed	
Assigned	
Total Fund Balances	153,470
 Total Liabilities and Fund Balances	 153,470

TOWN OF MOUNT DESERT
ALL SPECIAL REVENUE FUNDS
STATEMENT OF REVENUES, EXPENDITURES
AND CHANGES IN FUND BALANCE
FOR THE FISCAL YEAR ENDED JUNE 30, 2023

Exhibit B-2

	ARPA Grant
Revenues	
Intergovernmental Revenues	
Local Sources	
Total Revenues	-
Expenditures	
General Government	
Public Safety	
Total Expenditures	-
Excess of Revenues Over (Under) Expenditures	-
Other Financing Sources (Uses)	
Transfer from Other Funds	
Transfer to Other Funds	
	-
Excess of Revenues and Other Sources Over (Under) Expenditures	-
Fund Balance - July 1	153,470
Fund Balance - June 30	153,470

TOWN OF MOUNT DESERT
ALL CAPITAL PROJECT FUNDS
BALANCE SHEET
JUNE 30, 2023

Exhibit C-1
Page 1 of 2

<i>Assets</i>	<i>NEH WW Collect/Convey System</i>	<i>Northeast Village Center</i>	<i>Somesville Fire Station</i>	<i>NEH Fire Station</i>	<i>Fiber Network 22 ATM</i>	<i>RTE 198 DOT Phase 3</i>	<i>NEH Summit Road Improvement</i>	<i>Dodge Point Bait House</i>
Cash				2,613,186	343,745			
Investments								
Accounts Receivable		15,828						
Due from Other Funds	54,466	1,417,643	141,957	34,820		191,419	16,000	2,596
Total Assets	54,466	1,433,471	141,957	2,648,006	343,745	191,419	16,000	2,596
<i>Liabilities and Fund Balances</i>								
Liabilities								
Retainage Payable	11,124	102,715	40,743	134,704		4,564		
Accounts Payable		847,407		199,039				
Due to Other Funds								
Total Liabilities	11,124	950,122	40,743	333,743	-	4,564	-	-
Fund Balances								
Committed	43,342	483,349	101,214	2,314,263	343,745	186,855	16,000	2,596
Total Fund Balances	43,342	483,349	101,214	2,314,263	343,745	186,855	16,000	2,596
Total Liabilities and Fund Balances	54,466	1,433,471	141,957	2,648,006	343,745	191,419	16,000	2,596

TOWN OF MOUNT DESERT
ALL CAPITAL PROJECT FUNDS
BALANCE SHEET
JUNE 30, 2023

Exhibit C-1
Page 2 of 2

<i>Assets</i>	<i>2023</i> <i>Sidewalk</i> <i>Project</i>	<i>2023</i> <i>Tennis</i> <i>Pickelball</i>	<i>2023</i> <i>Parking Lot</i> <i>Rehab</i>	<i>2023</i> <i>Sewer</i> <i>Relocation</i>	<i>2023</i> <i>Beech Hill</i> <i>Culvert</i>	<i>2023</i> <i>SH Beach</i> <i>Erosion</i>	<i>Capital</i> <i>Improvement</i> <i>Program</i>	<i>Total</i>
Cash	50,000	210,000	780,000	900,000	360,000	250,000		5,506,931
Investments							3,904,258	3,904,258
Accounts Receivable								15,828
Due from Other Funds								1,858,901
Total Assets	50,000	210,000	780,000	900,000	360,000	250,000	3,904,258	11,285,918
 <i>Liabilities and Fund Balances</i>								
<i>Liabilities</i>								
Retainage Payable								293,850
Accounts Payable							101,442	1,147,888
Due to Other Funds					1,305		362,185	363,490
Total Liabilities	-	-	-	-	1,305	-	463,627	1,805,228
<i>Fund Balances</i>								
Committed	50,000	210,000	780,000	900,000	358,695	250,000	3,440,631	9,480,690
Total Fund Balances	50,000	210,000	780,000	900,000	358,695	250,000	3,440,631	9,480,690
Total Liabilities and Fund Balances	50,000	210,000	780,000	900,000	360,000	250,000	3,904,258	11,285,918

TOWN OF MOUNT DESERT
ALL CAPITAL PROJECT FUNDS
STATEMENT OF REVENUES, EXPENDITURES
AND CHANGES IN FUND BALANCE
FOR THE FISCAL YEAR ENDED JUNE 30, 2023

Exhibit C-2
Page 1 of 3

	<i>NEH WW Collect/Convey System</i>	<i>Street Light Project</i>	<i>Northeast Village Center</i>	<i>Rte 3 Improvements</i>	<i>Somesville Fire Station</i>	<i>MD Crosswalks</i>	<i>NEH Fire Station</i>
Revenues							
Intergovernmental							
Local Sources			5,418				
Interest Income							17,712
Total Revenues	-	-	5,418	-	-	-	17,712
Expenditures							
General Government							
Public Safety							
Public Works Department		3,686					
Sewer							
Construction	11,224		1,070,394		451,516		2,590,559
Engineering			14,939				174,736
Debt							
Miscellaneous							
Total Expenditures	11,224	3,686	1,085,333	-	451,516	-	2,765,295
Excess of Revenues Over (Under) Expenditures	(11,224)	(3,686)	(1,079,915)	-	(451,516)	-	(2,747,583)
Other Financing Sources (Uses)							
Bond Proceeds							34,821
Transfer from Other Funds							
Transfer to Other Funds		(31,271)		(72,569)		(88,186)	(7,500)
	-	(31,271)	-	(72,569)	-	(88,186)	27,321
Excess of Revenues and Other Sources Over (Under) Expenditures	(11,224)	(34,957)	(1,079,915)	(72,569)	(451,516)	(88,186)	(2,720,262)
Fund Balance - July 1	54,566	34,957	1,563,264	72,569	552,730	88,186	5,034,525
Fund Balance - June 30	43,342	-	483,349	-	101,214	-	2,314,263

TOWN OF MOUNT DESERT
ALL CAPITAL PROJECT FUNDS
STATEMENT OF REVENUES, EXPENDITURES
AND CHANGES IN FUND BALANCE
FOR THE FISCAL YEAR ENDED JUNE 30, 2023

Exhibit C-2
Page 2 of 3

	<i>Fiber Network 22 ATM</i>	<i>RTE 198 DOT Phase 3</i>	<i>NEH Summit Road Improvement</i>	<i>Dodge Point Bait House</i>	<i>Brookside Road Project</i>	<i>Steamboat Wharf Rd Wall</i>	<i>2023 Sidewalk Project</i>
Revenues							
Intergovernmental							
Local Sources							
Interest Income							
Total Revenues	-	-	-	-	-	-	-
Expenditures							
General Government							
Public Safety							
Public Works Department							
Sewer							
Construction							
Engineering							
Debt							
Miscellaneous							
Total Expenditures	-	-	-	-	-	-	-
Excess of Revenues Over (Under) Expenditures	-	-	-	-	-	-	-
Other Financing Sources (Uses)							
Bond Proceeds							50,000
Transfer from Other Funds							
Transfer to Other Funds					(5,008)	(26,061)	
	-	-	-	-	(5,008)	(26,061)	50,000
Excess of Revenues and Other Sources Over (Under) Expenditures	-	-	-	-	(5,008)	(26,061)	50,000
Fund Balance - July 1	343,745	186,855	16,000	2,596	5,008	26,061	
Fund Balance - June 30	343,745	186,855	16,000	2,596	-	-	50,000

TOWN OF MOUNT DESERT
ALL CAPITAL PROJECT FUNDS
STATEMENT OF REVENUES, EXPENDITURES
AND CHANGES IN FUND BALANCE
FOR THE FISCAL YEAR ENDED JUNE 30, 2023

Exhibit C-2
Page 3 of 3

	2023 <i>Tennis Pickelball</i>	2023 <i>Parking Lot Rehab</i>	2023 <i>Sewer Relocation</i>	2023 <i>Beech Hill Culvert</i>	2023 <i>SH Beach Erosion</i>	Capital <i>Improvement Program</i>	<i>Total</i>
Revenues							
Intergovernmental							-
Local Sources						-	5,418
Interest Income						111,380	129,092
Total Revenues	-	-	-	-	-	111,380	134,510
Expenditures							
General Government						-	-
Public Safety						69,814	69,814
Public Works Department						339,150	342,836
Sewer						19,842	19,842
Construction							4,123,693
Engineering				1,305			190,980
Debt							-
Miscellaneous							-
Total Expenditures	-	-	-	1,305	-	428,806	4,747,165
Excess of Revenues Over (Under) Expenditures	-	-	-	(1,305)	-	(317,426)	(4,612,655)
Other Financing Sources (Uses)							
Bond Proceeds	210,000	780,000	900,000	360,000	250,000		2,550,000
Transfer from Other Funds						1,025,476	1,060,297
Transfer to Other Funds						(43,436)	(274,031)
	210,000	780,000	900,000	360,000	250,000	982,040	3,336,266
Excess of Revenues and Other Sources Over (Under) Expenditures	210,000	780,000	900,000	358,695	250,000	664,614	(1,276,389)
Fund Balance - July 1						2,776,017	10,757,079
Fund Balance - June 30	210,000	780,000	900,000	358,695	250,000	3,440,631	9,480,690

TOWN OF MOUNT DESERT
CAPITAL IMPROVEMENT FUNDS
STATEMENT OF ACTIVITY
FOR THE FISCAL YEAR ENDED JUNE 30, 2023

Exhibit C-3

	<i>Balance</i>	<i>Transfers</i>				<i>Transfers</i>	<i>Balance</i>
	<i>July 1</i>	<i>In</i>	<i>Interest</i>	<i>Revenues</i>	<i>Expenditures</i>	<i>Out</i>	<i>June 30</i>
Capital Improvement Funds - General							
Assessment Capital Reserve	8,376		239			(8,615)	-
Assessor Aerial Photo Reserve	7,085	5,800	445				13,330
Bait House	2,079	3,000	173				5,252
CEO Work Truck	28,126	4,015	1,156				33,297
Clerk's Capital Improvement	46,417	9,876	2,013				58,306
Communications Cap. Imp.	126,003	14,078	4,889		(12,180)		132,790
Fire Equipment/Engine	990,356	416,279	49,515		(37,134)		1,419,016
Fire Pond and Dry Hydrant	66,846	6,225	2,642				75,713
Fire Station Building	75,805	53,794	4,329		(20,500)		113,428
Land Acquisition	288,194		10,528				298,722
Public Works Buildings & Grounds Reserve	15,219	15,000	1,038				31,257
Public Works Equipment	401,136	220,000	6,062		(339,150)		288,048
Refuse Truck	222,624	125,000	5,946				353,570
Town Office Building	143,165	20,000	5,603			(34,821)	133,947
Town Manger Telephone	26,581	3,511	1,083				31,175
Town Roads	189,234	50,000	8,440				247,674
Treasurer's Capital Improvement	12,103	3,898	567				16,568
Wastewater	92,952	10,000	3,390		(19,842)		86,500
Wastewater Work Truck	33,716	65,000	3,322				102,038
Sub-Total - General	<u>2,776,017</u>	<u>1,025,476</u>	<u>111,380</u>	<u>-</u>	<u>(428,806)</u>	<u>(43,436)</u>	<u>3,440,631</u>
Capital Improvement Funds - Marina							
Bartlett Harbor Moorings/Floats	52,518		1,382				53,900
Bartlett Narrows Dock	29,035	7,000	927				36,962
Harbor Boat Reserve	96,700	8,749	2,749				108,198
Marina Equipment Reserve	5,964	4,039	251				10,254
Northeast Harbor Marina	105,134	18,055	1,451		(77,125)		47,515
Northeast Harbor Marina Work Truck	18,682	3,655	577				22,914
Northeast Harbor Moorings/Floats	351,176		9,212		(2,435)		357,953
Seal Harbor Dock	85,290		2,229		(4,800)		82,719
Seal Harbor Moorings/Floats	122,153		3,213				125,366
Sub-Total - Marina	<u>866,652</u>	<u>41,498</u>	<u>21,991</u>	<u>-</u>	<u>(84,360)</u>	<u>-</u>	<u>845,781</u>

TOWN OF MOUNT DESERT
BALANCE SHEET
ALL PERMANENT FUNDS
JUNE 30, 2023

Exhibit D-1

<i>Assets</i>	<i>Frank Stanley Trust</i>	<i>Cemetery Trusts</i>	<i>Horace Reynolds Scholarship Fund</i>	<i>Total</i>
Investments	6,362	4,600	12,294	23,256
Total Assets	6,362	4,600	12,294	23,256
 <i>Liabilities and Fund Balances</i>				
Liabilities				
Accounts Payable			62	62
Due to Other Funds		979		979
Total Liabilities	-	979	62	1,041
 Fund Balances				
Reserved for Endowments	3,558	3,597	11,098	18,253
Assigned	2,804	24	1,134	3,962
Total Fund Balances	6,362	3,621	12,232	22,215
Total Liabilities and Fund Balances	6,362	4,600	12,294	23,256

TOWN OF MOUNT DESERT
STATEMENT OF REVENUES, EXPENDITURES
AND CHANGES IN FUND BALANCES
ALL PERMANENT FUNDS
FOR THE FISCAL YEAR ENDED JUNE 30, 2023

Exhibit D-2

	<i>Frank Stanley Trust</i>	<i>Cemetery Trusts</i>	<i>Horace Reynolds Scholarship Fund</i>	<i>Total</i>
Revenues				
Investment Income	12	(85)	(227)	(300)
Expenditures				
Scholarships	296		562	858
Cemetery Maintenance		124		124
	296	124	562	982
Excess of Revenues Over Expenditures	(284)	(209)	(789)	(1,282)
Fund Balance - July 1, Restated	6,646	3,830	13,021	23,497
Fund Balance - June 30	6,362	3,621	12,232	22,215

PAGE LEFT BLANK INTENTIONALLY

Town of Mount Desert

Annual Town Meeting Warrant Fiscal Year 2025

**As presented at the
Annual Town Meeting
May 6 & 7, 2024**

**Secret Ballot (Candidate) Election
May 6, 2024 8 a.m. – 8 p.m.
Town Office Meeting Room**

**Open Floor Town Meeting
May 7, 2024
6 p.m.
Kelley Auditorium, Mt. Desert Elementary
School
(Gymnasium)**

**Note: The warrant included with the Annual Report is a
DRAFT warrant; check the *POSTED* warrant for final
wording.**

Table of Contents

Warrant Committee Report and Members 3

Greeting 4

Election of Moderator 4

Election of Municipal Officers 4

Non-Voter recognition 4

Ordinances..... 5

Gifts 16

Leases, Agreements, Acceptance of Private Roads 16

Fiscal Policy 18

Municipal Revenue..... 25

Municipal Appropriations 25

Marina Proprietary Fund..... 29

Elementary School Appropriations 29

Appendix A: LUZO – Little Echo Lake Setback 34

Appendix B: LUZO – Individual Private Campsites 36

Appendix C: LUZO – Residential Dwelling 38

Appendix D: LUZO – Residential and Accessory Dwellings..... 40

Appendix E: LUZO – Certificates of Occupancy Approval 42

Appendix F: LUZO – Additions and Revisions to Definitions..... 45

Appendix G: LUZO – Subdivision Ordinance Amendments 47

Appendix H: LUZO – Marine and Freshwater Structures 50

Appendix I: Short-Term Rental Licensing Ordinance 53

Appendix J: Denning Brook (Road Acceptance)..... 60

Appendix K: Sidewalk Improvement Maps 61

Appendix L: Gray Cow and Old Firehouse repaving/staircase Project..... 63

Appendix M: Summit Road & Sea Street Rehabilitation 64

2023-2024 Estimated Tax Rate 65

2023-2024 Municipal Property Tax Levy Limit Worksheet (LD 1) 66

Municipal Expenditure Budget..... 69

Municipal Revenue Budget..... 123

Municipal Capital Improvement Plan	125
Marina Expenditure Budget.....	143
Marina Revenue Budget.....	152
Marina Capital Improvement Budget	153
Mount Desert Elementary School Department Budget.....	161

2024 Warrant Committee Report

The Warrant Committee, created by the Town Charter, is a committee of volunteers appointed by the Select Board, to review and make recommendations to the voters about all warrant articles. We see it as our mission to try to be independent eyes and ears on behalf of the voters. We currently have number 20 members and have high meeting attendance and participation rates. Our members bring a diverse range of experiences and perspectives that results in better understanding for all.

For several months before town meeting the warrant committee meets weekly. Each week different town department heads attend our meetings, present their proposed budget and answer our questions. We also review all ordinance changes. We strive to not only understand the budgets and changes, but the circumstances driving them. We try to ask why and how as much as we ask how much.

We would like to express our sincere appreciation to those town and school officials who attend our meetings at our request. Please know that we greatly appreciate the time and effort you put into presenting your budgets and fielding our questions.

We take seriously the recommendations we make to you, the voter, about each warrant article. Our goal is to be able to provide you with the assurance that to the best of our abilities we have thoroughly scrutinized the warrant you will be asked to consider.

Our meetings are always open to the public and copies of the minutes are available. Normally they are Tuesday evenings in January, February and the first weeks of March at the town office.

The Warrant Committee would like to recognize Sam McGee and Rodney Eason who both stepped down after years of service.

Respectfully submitted,

Phil Lichtenstein

Jerry Miller

Warrant Committee 2024

Phil Lichtenstein, Co-Chair
Jerry Miller, Co-Chair
Owen Craighead, Secretary

Megan Rae Bailey
Donna Beals
Blakeslee Bell
James Blaine
Katrina Carter
Owen Craighead Jr
William Ferm

Jesse Hartson
Stephanie Kelley-Reece
Allen Kimmerly
Lauren Kuffler
Philip Lichtenstein
Rosemary Matchak
Marina McGarr

Gerard Miller
Kathleen Miller
Timothy Murphy
Michael Olson
Craig Roebuck
Carmen Sanford

Greeting

State of Maine

Hancock County, ss

2024

To: David Kerns, a Constable in the Town of Mount Desert

In the name of the State of Maine, you are hereby required to notify and warn the Inhabitants of the Town of Mount Desert, qualified by law to vote in Town affairs, to assemble in the **Town Hall Meeting Room, 21 Sea St. Northeast Harbor, Maine**, on **Monday, the sixth day of May AD 2024 at seven-fifty o'clock** in the forenoon, then and there to act on Article 1; and immediately thereafter to act on Article 2 until **eight o'clock** in the evening.

AND to notify and warn said voters to reconvene in the **Kelley Auditorium, Mt. Desert Elementary School, 8 Joy Rd, Northeast Harbor, Maine**, in said Town, on **Tuesday, the seventh day of May AD 2024 at six o'clock** in the evening; then and there to act on Articles 3 through 76; all of said Articles being set out below to wit:

Pursuant to Title 21-A, §759(7), absentee ballots will be processed at the polls on May 6, 2024 every half hour beginning at 9:00 AM.

Election of Moderator

Article 1. To elect a Moderator by written ballot.

Election of Municipal Officers

Article 2. To elect one member to the Selectboard for a term of three years, two members to the Mount Desert Elementary School Board for a term of three years, and one trustee to the Mount Desert Island Regional School District for a term of three years.

Selectboard recommends passage
Warrant Committee recommends passage (13 Ayes; 0 Nays)

Non-Voter Recognition

Article 3. To see if non-voters shall be allowed, when recognized, to speak during the 2024 Annual Town Meeting.

Selectboard recommends passage
Warrant Committee recommends passage (13 Ayes; 0 Nays)

Ordinances

For Articles 4 through 22, an underline indicates an addition and a ~~strikethrough~~ indicates a deletion.

Article 4. Shall an ordinance dated May 7, 2024 and entitled “Town of Mount Desert Alewife Ordinance” be enacted? The ordinance reads, in its entirety, “Regulations for the taking of alewives and blue back herring shall be as follows: For the year July 1, 2024 through June 30, 2025 there shall be no taking of Alewives and Blue Back Herring in the Town of Mount Desert.”

Selectboard recommends passage
Warrant Committee recommends passage (13 Ayes; 0 Nays)

Article 5. Shall an ordinance dated May 7, 2024 and entitled “Disbursement Warrant Ordinance” of the Town of Mount Desert be enacted as set forth below?

**TOWN OF MOUNT DESERT
DISBURSEMENT WARRANT ORDINANCE**

**ADOPTED May 3, 2011
AMENDED May 7, 2024**

.
.
.

Section 4. The effective date of this Ordinance is ~~May 3, 2011~~ May 7, 2024

~~**Section 5.** This Ordinance shall expire and be of no force or effect on May 3, 2026.~~

Explanatory Note: This amendment eliminates the sunset provision in the ordinance to be consistent with amendments to the Town Charter dated May 2, 2022 referendum election.

Selectboard recommends passage
Warrant Committee recommends passage (13 Ayes; 0 Nays)

Article 6. Shall an ordinance dated May 7, 2024 and entitled “Consumer Fireworks Ordinance” of the Town of Mount Desert be enacted as set forth below?

**Consumer Fireworks Ordinance
TOWN OF MOUNT DESERT**

**Enacted May 8, 2012
Amended May 7, 2024**

.
.
.

ARTICLE VIII Miscellaneous Provisions

- A) This ordinance is adopted pursuant to the enabling provisions of the Maine Constitution, Maine Revised Statutes, Title 30-A, Part 2, Subpart 4, Chapter 141 (30-A M.R.S. § 3001, *et seq.*), and Title 8, Chapter 9-A, § 223-A(2) (8 M.R.S. § 223-A(2)).
- B) The effective date of this Ordinance is: May 7, 2024 ~~May 8, 2012~~.
- ~~C) This Ordinance shall expire and be of no force or effect on May 4, 2027.~~

Explanatory Note: This amendment eliminates the sunset provision in the ordinance to be consistent with amendments to the Town Charter dated May 2, 2022 referendum election.

Selectboard recommends passage
Warrant Committee recommends passage (13 Ayes; 0 Nays)

Article 7. Shall an ordinance dated May 7, 2024 and entitled “Special Amusement Permit Ordinance” of the Town of Mount Desert be enacted as set forth below?

**TOWN OF MOUNT DESERT
Special Amusement Permit Ordinance**

**Enacted March 2, 2004
Amended March 8, 2005
Amended August 11, 2020
Amended May 7, 2024**

.
. .
.

~~5. Period of Ordinance~~

~~This Ordinance shall remain in effect for a period of fifteen (15) years from the effective date, or the date of the latest amendment thereafter.~~

Explanatory Note: This amendment eliminates the sunset provision in the ordinance to be consistent with amendments to the Town Charter dated May 2, 2022 referendum election.

Selectboard recommends passage
Warrant Committee recommends passage (13 Ayes; 0 Nays)

Article 8. Shall an ordinance dated May 7, 2024 and entitled “Amendments to the Land Use Zoning Ordinance and the Town of Mount Desert Sewer Ordinance regarding exceptions to connecting to public sewer” be enacted as set forth below?

Explanatory note: This Article corrects the reference in Section 6B.15 regarding which Board grants an exception to the requirement of connecting to the public sewer. It also amends the Town of Mount Desert Sewer Ordinance so that it correctly refers to the applicable section in the LUZO.

6B SPECIFIC PERFORMANCE STANDARDS FOR ACTIVITIES AND LAND USES

.
. .
.

6B.15 Sanitary Standards

1. **Availability of public sewer.** All plumbing systems within two hundred (200) feet of a public sewer shall be connected to public sewer where available in accordance with local, state, and federal laws and regulations. ~~The Planning Board may waive~~Board of Selectmen may grant an exception to this requirement ~~if all other standards of Section 6A and the applicable standards of Section 6B are met~~in accordance with Article 2 of the Town of Mount Desert Sewer Ordinance.

TOWN OF MOUNT DESERT SEWER ORDINANCE

.
. .
.

Article 2 – USE OF PUBLIC SEWERS REQUIRED

2.01 The owner of any house, building or property used for human occupancy, employment, recreation, or other purpose, situated within the Town of Mount Desert and abutting on any street, alley or right-of-way, in which there is now located, ~~or may in the future be located,~~ a public sanitary sewer of the Town of Mount Desert, is hereby required, at property owner's expense, to install suitable toilet facilities therein, and to connect such facilities, if located within two hundred feet (200') in accordance with ~~§ 6-3(1)~~ 6B.15.1 of the Mount Desert Land Use Zoning Ordinance, to the proper public sewer, in accordance with the provisions of these rules and regulations, within ninety (90) consecutive calendar days after the date of official notice to do so, provided that said public sewer is located opposite to any portion of the frontage of the property to be served by said sewer. Provided, however, that where excavation of the public highway is otherwise prohibited by state law or regulation, or where unusual hardship exists due to the presence of ledge, incompatible elevations, or other causes, the Board of Selectmen may grant exceptions upon specific application of the owner or lessee of such properties, ~~which~~with such conditions as the said Selectmen may impose.

2. **State standards.** All subsurface sewage disposal facilities shall be installed in conformance with the State of Maine Subsurface Wastewater Disposal Rules.

Planning Board recommends passage
Warrant Committee recommends passage (12 Ayes; 1 Nays)

Article 9. Shall an ordinance dated May 7, 2024 and entitled “Amendments to the Land Use Zoning Ordinance to modify the setback standards for lots around Little Echo Lake” be enacted as set forth in **Appendix A (pg. 34)?**

Explanatory note: It has been determined by Maine DEP that Little Echo Lake was man-made and therefore does not require a 100 ft setback from the waterbody. This Article changes the setback designation of the remaining lots on Little Echo Lake that still have a 100 ft setback and reduces it to 75 ft which is consistent with Maine DEP standards.

Planning Board recommends passage
Warrant Committee recommends passage (13 Ayes; 0 Nays)

Article 10. Shall an ordinance dated May 7, 2024 and entitled “Amendments to the Land Use Zoning Ordinance regarding Individual Private Campsites” be enacted as set forth in **Appendix B (pg. 36)?**

Explanatory note: This Article amends the definition of individual private campsites by adding the number of people who can use one, adding specificity on what site improvements an individual private campsite entails, and clarifying the minimum lot area when they are located in the Shoreland Zone.

Planning Board recommends passage
Warrant Committee recommends passage (13 Ayes; 0 Nays)

Article 11. Shall an ordinance dated May 7, 2024 and entitled “Amendments to the Land Use Zoning Ordinance regarding Permitted, Conditional, and Excluded Uses for Residential Dwelling Units” be enacted as set forth in **Appendix C (pg. 38)?**

Explanatory note: This Article amends the wording in Section 3.4 (Table of Allowed Uses) so that Residential Dwelling Units (specifically Residential Dwelling One Family, Residential Dwelling Two Family, and Residential Dwelling, Multi-Family) are consistent with the defined terms in Section 8 of the LUZO.

Planning Board recommends passage
Warrant Committee recommends passage (13 Ayes; 0 Nays)

Article 12. Shall an ordinance dated May 7, 2024 and entitled “Amendments section 5.4 of the Land Use Zoning Ordinance notification responsibility for conditional use approval process” be enacted as set forth below?

Explanatory note: This Article amends the wording in Section 5.4.3 to clarify that the Town is responsible for sending notices of public hearings for Conditional Use Applications rather than the Planning Board.

SECTION 5 CONDITIONAL USE APPROVAL

5.4 Review Procedures

Pre-Application Procedures – Prior to submitting a Conditional Use Approval Application an applicant or authorized agent may request to appear at a regular meeting of the Planning Board to discuss the proposed project. The pre-application review shall not be construed as representing either the pendency or the commencement of the application process per se.

Formal Application Procedures – The review procedures set forth below may, at the Planning Board’s discretion, be undertaken at a single meeting.

1. **Determination of completeness.** Following receipt of a formal Conditional Use Approval application, the Planning Board shall review the material and determine whether or not the submission is complete. If the application is determined to be incomplete, the Board shall notify the applicant in writing of this finding, shall specify the additional materials required to make the application complete and shall advise the applicant that the application will not be considered by the Board until the additional information is submitted to the Board. These steps, except the notification requirements, shall be repeated until the application is found to be complete.
2. **Notification of completeness.** As soon as the Board determines that the application is complete, the Board shall notify the applicant of this finding and issue a dated receipt.
3. **Public hearing and notice of meeting.** On each application for Conditional Use Approval the Planning Board shall hold a public hearing not less than ten (10) days after public notice. The ~~Planning Board~~ Town shall send notice of each public hearing by first class mail to all abutting property owners and shall publish such notice in a newspaper with local circulation at the applicant's expense. The notice shall include the date, time, and place of the meeting at which the application will be considered.

Planning Board recommends passage

Warrant Committee recommends passage (13 Ayes; 0 Nays)

Article 13. Shall an ordinance dated May 7, 2024 and entitled “Amendments to the Land Use Zoning Ordinance regarding dimensional requirements for Residential Dwelling Units and Accessory Dwelling Units” be enacted as set forth in **Appendix D (pg. 40)?**

Explanatory note: This Article amends Section 6B.11 to clarify the dimensional requirements for Residential Dwelling Units and be in compliance with State Law LD2003 (now 30-A MRS § 4364-A). It also adds standards for Accessory Dwelling Units (which are already allowed in Mount Desert) and clarifies that they are only

allowed on lots where there is a single residential dwelling unit.

Planning Board recommends passage

Warrant Committee recommends passage (13 Ayes; 0 Nays)

Article 14. Shall an ordinance dated May 7, 2024 and entitled “Amendments the Land Use Zoning Ordinance clarify the timing for approval of permits” be enacted as set forth below?

Explanatory note: *This Article amends the procedure to administer permits (Section 7.5) by clarifying timelines for reviewing and issuing permits.*

SECTION 7 CODE ENFORCEMENT OFFICER

.
. .
.

7.3 Permits Required

It shall be unlawful, without first obtaining a permit from the appropriate reviewing authority, to engage in any activity or use of land or structure requiring approval in the district in which such activity or use would occur; or expand, change, install or replace an existing use or structure; or renew a discontinued nonconforming use. A person who is issued a permit pursuant to this Ordinance shall have a copy of the permit on site while the work authorized by the permit is performed. Approval shall be required for:

1. **Activities requiring Code Enforcement Officer approval.** Any activity listed in Section 3.4 requiring approval from the Code Enforcement Officer.

.
. .
.

7.5 Procedure for Administering Permits

1. **Submission of Permit applications to Code Enforcement Officer**

1. **Determination of complete application.** Within 30 days of the date of receiving a written application for approval of either the Code Enforcement Officer or the Planning Board, the Code Enforcement Officer shall notify the applicant in writing either that the application has been accepted as a complete application or, if the application is incomplete, that specific additional material is needed to make the application complete.
2. **Code Enforcement Officer permits and approvals.** The Code Enforcement Officer shall within a period of ten (10) business days after determining an application is complete either approve, approve with conditions, or deny such applications in accordance with the provisions of this Ordinance.

23. Referrals. All applications which require Conditional Use Approval of the Planning Board or action by the Board of Appeals shall within a period of thirty (30) days of completeness be referred to the applicable board for action and public notice shall be given. After approval, with or without conditions by such Board, the Code Enforcement Officer shall issue a permit within ten (10) workingbusiness days after being notified of such approval.

~~3. **Code Enforcement Officer permits and approvals.** In all other cases involving approval by the Code Enforcement Officer, the Code Enforcement Officer shall within a period of ten (10) working days approve or deny such applications in accordance with the provisions of this Ordinance.~~

.
. .
.

7.6 Violations. If, upon inspection or investigation, the CEO shall find what appears to be a violation, he/she shall notify in writing the person(s) believed to be responsible, within ten workingbusiness days. The notice shall describe the nature of the violation, and state what appeal procedures may be available.

The CEO shall order any necessary action to correct the violation, including discontinuance of the activity and/or removal of buildings, and abatement of nuisance conditions. The CEO shall maintain a copy of all such notices, which shall be available for public inspection during regular office hours. Each day that the violation occurs shall constitute a separate offense, beginning with the day following notification by the Code Enforcement Officer of such violation. A copy of such notices shall be submitted to the municipal officers and be maintained as a permanent record.

Planning Board recommends passage
Warrant Committee recommends passage (13 Ayes; 0 Nays)

Article 15. Shall an ordinance dated May 7, 2024 and entitled “Amendments the Land Use Zoning Ordinance to clarify the standards for certificates of occupancy” as set forth in **Appendix E (pg. 42)?**

Explanatory note: This Article amends the LUZO procedure for administering permits (Section 7.5) to clarify the standards for certificates of occupancy.

Planning Board recommends passage
Warrant Committee recommends passage (13 Ayes; 0 Nays)

Article 16. Shall an ordinance dated May 7, 2024 and entitled “Amendments to the Land Use Zoning Ordinance regarding access to lots” be enacted as set forth below?

Explanatory note: This Article amends the access standards in Section 6B.11 so that they are more consistent with legally permissible standards and to clarify that lots need to have safe access for fire, police, and emergency vehicles.

SECTION 6 STANDARDS FOR USES, PERMITS AND APPROVALS.

.
. .
.

6B SPECIFIC PERFORMANCE STANDARDS FOR ACTIVITIES AND LAND USES

.
. .
.

6B.11 Lots

1. **Minimum lot size.** See section 3.5.

2. **Access.**

1. All lots must maintain safe access for fire, police, and emergency vehicles to an abutting public way or to another public way via a driveway, a right of way, or one or more private roads (or a combination of any of the foregoing) validly benefiting the lot.
2. Standards for new, extended, or modifications to an existing driveway are in Section 6B.6. Standards for new, extended, or modifications to an existing private road are in Section 5.14 of the Subdivision Ordinance.
3. For lots created before May 5, 2015, a pre-existing driveway that serves no more than 2 existing lots need not meet the requirements of Section 6B.6. For lots created before May 5, 2015, a pre-existing private road that serves 3 or more lots need not meet the requirements of Section 5.14 of the Subdivision Ordinance.

~~1. **Lots created on or after May 5, 2015.** No lot created on or after May 5, 2015, shall be built upon or otherwise developed unless it has a private road or driveway for access to a public or private way by a valid right of way benefiting the lot (or a combination of driveway and/or one or more private roads) or by ownership of land abutting the public way. If more than 2 lots are accessed by the same private road, then it must meet the Street Design and Construction Standards of Section 5.14 of the Subdivision Ordinance. If no more than 2 lots are accessed by the same private road or driveway, then it must meet either the said Street Design and Construction Standards or the Driveway Construction standards of Section 6B.6 of this Ordinance. A pre-existing primary access drive that serves up to 2 existing lots need not meet the requirements of Section 6B.6. All such lots must maintain safe access for fire, police, and emergency vehicles, as determined by the Code Enforcement Officer. In determining whether lots maintain safe access, the Code Enforcement Office may seek guidance from the Fire Chief.~~

~~2. **Lots created before May 5, 2015.** Any lot created before May 5, 2015, shall not be further built upon or otherwise further developed unless it has a private road or driveway for access to a public way by a valid right of way benefiting the lot (or a combination of driveway and/or one or more private~~

~~roads) or by ownership of land abutting the public way, but the said private road or driveway need not meet the requirements of Section 6B.6 of the Land Use Zoning Ordinance. All such lots must maintain safe access for fire, police, and emergency vehicles, as determined by the Code Enforcement Officer. In determining whether lots maintain safe access, the Code Enforcement Officer may seek guidance from the Fire Chief.~~

Planning Board recommends passage
Warrant Committee recommends passage (14 Ayes; 1 Nays)

Article 17. Shall an ordinance dated May 7, 2024 and entitled “Amendments to the Land Use Zoning Ordinance regarding Definitions” be enacted as set forth in **Appendix F (pg. 45)?**

Explanatory note: This Article adds or amends definitions in Section 8. Some of the definitions were missing from the ordinance.

Planning Board recommends passage
Warrant Committee recommends passage (15 Ayes; 0 Nays)

Article 18. Shall the ordinance entitled “Amendments to the Subdivision Ordinance of the Town of Mount Desert regarding Affordable Housing Developments” be enacted in order to be in compliance with the standards of Title 30-A Section 4364. **See Appendix G (pg. 47).**

Explanatory note: This Article will amend the existing Subdivision Ordinance by adding a new provision which will allow for density bonus credits for projects in which more than half of the units are designated as affordable This change is required by State Law (Title 30- A Section 4364).

Planning Board recommends passage
Warrant Committee recommends passage (15 Ayes; 0 Nays)

Article 19. Shall an ordinance dated May 7, 2024 and entitled “Amendments the Land Use Zoning Ordinance for Marine and Freshwater structures” be enacted as set forth in **Appendix H (pg. 50)?**

Explanatory note: This Article amends Section 6C.7 of the LUZO to eliminate conflicting language regarding what structures require a Conditional Use Permit.

Planning Board recommends passage
Warrant Committee recommends passage (15 Ayes; 0 Nays)

Article 20. Shall an ordinance dated May 7, 2024 and entitled “Amendments to the Land Use Zoning Ordinance modifications related to non-conformities” be enacted as set forth below?

Explanatory note: This Article amends Section 4 to clarify that the CEO has jurisdiction to determine conformity outside the waterbody (Great Pond, stream, tributary streams, coastal and freshwater wetlands) setback within the Shoreland Zone.

SECTION 4 NON-CONFORMITIES

4.1 Purpose. It is the intent of this Ordinance to promote land use conformities, except that non-conforming conditions that existed before the effective date of this Ordinance or amendments thereto shall be allowed to continue, subject to the requirements set forth in Section 4. Except as otherwise provided in this Ordinance, a non-conforming condition shall not be permitted to become more non-conforming.

4.2 General

1. **Transfer of Ownership.** Non-conforming structures, lots, and uses may be transferred, and the new owner may continue the non-conforming use or continue to use the non-conforming structure or lot, subject to the provisions of this Ordinance.
2. **Repair and Maintenance.** This Ordinance allows, without a permit, the normal upkeep and maintenance of non-conforming uses and structures including repairs or renovations that do not involve expansion of the non-conforming use or structure, and such other changes in a non-conforming use or structure as federal, state, or local building and safety codes may require.
3. **Structures made non-conforming because they fail to meet the setback:** Any principal structure or accessory structures made non-conforming by adoption or amendment of the Land Use Zoning Ordinance of the Town of Mount Desert which is non-conforming because of a failure to meet the setback requirements of Section 3.5 may be reconstructed, or extended, providing that such work otherwise complies with all provisions of this Ordinance.
4. **Determination of Conformity.** In all districts the Code Enforcement Officer is responsible for determining whether conformity is met to the greatest practical extent except, in the shoreland zone the Planning Board is responsible for determining whether conformity to waterbody setbacks are is met to the greatest practical extent. ~~In all other districts the Code Enforcement Officer is responsible for determining whether conformity is met to the greatest practical extent.~~

Planning Board recommends passage

Warrant Committee recommends passage (15 Ayes; 0 Nays)

Article 21. Shall an ordinance dated May 7, 2024, entitled “Amendments to the Land Use Zoning Ordinance to change the Land Use District designation of Tax Map 010: Lots 048-001 through Lot 019 and a portion of Tax Map 010: Lot 048” be enacted as set forth below?

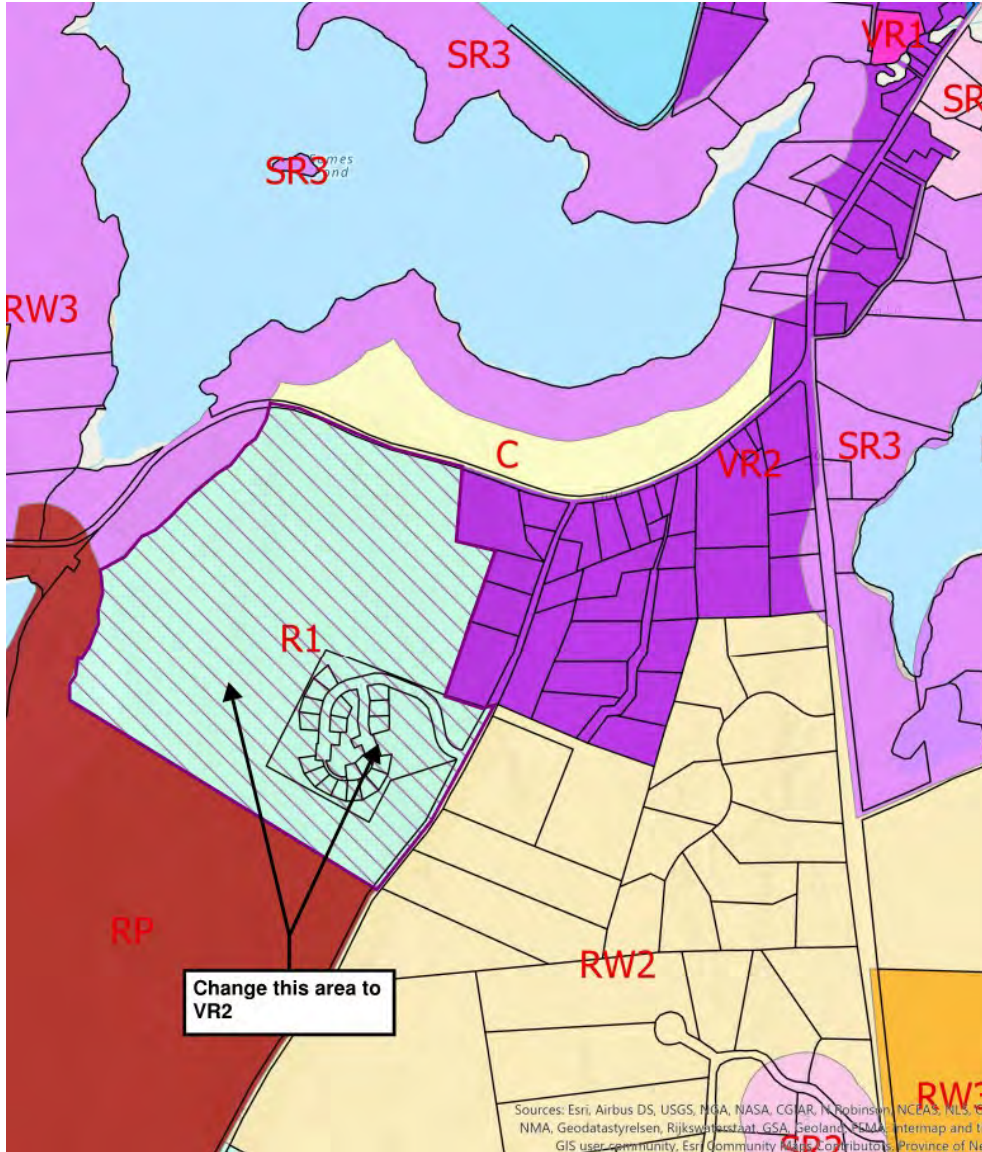
Explanatory note: This Article changes the zoning of the lots noted above from Residential 1 (R1) to Village Residential 2 (VR2).

SECTION 3 LAND USE DISTRICTS

.
.
.

3.3 Map Changes: Amended at:

Town Meeting of May 7, 2024: change Tax Map 010: Lots 048-001 through Lot 019 and a portion of Tax Map 010: Lot 048 from Residential 1 (R1) to Village Residential 2 (VR2).



Portion of Tax Map 010: Lot 048

Planning Board recommends passage
Warrant Committee recommends passage (15 Ayes; 0 Nays)

Article 22. Shall an ordinance dated May 7, 2024 and entitled “**Short-Term Rental and Vacation Rental Licensing Ordinance**” be enacted? **See Appendix I (pg. 53)**

Explanatory note: This Article is to adopt a licensing ordinance for Short Term Rentals and Vacation Rentals.

Selectboard makes no recommendation
Warrant Committee recommends passage (9 Ayes; 0 Nays; 6 Abstentions)

Gifts

Article 23. To see if the Inhabitants of the Town of Mount Desert will vote to authorize the Selectboard to accept Conditional Gifts (MRSA 30-A, §5654), Unconditional Gifts (MRSA 30-A §5655), equipment, proceeds from sale of fire equipment or funds on behalf of the Municipal Fire Department. It is understood that any funds received will be placed in the Fire Equipment Reserve Fund.

Selectboard recommends passage
Warrant Committee recommends passage (13 Ayes; 0 Nays)

Article 24. *To see if the Inhabitants of the Town of Mount Desert will vote to authorize the Selectboard to accept and expend on behalf of the Town additional state, federal and other funds (including gifts and grants, as well as funds received under the American Rescue Plan Act and similar legislation) received during the fiscal year 2024-2025 for Town purposes, provided that such additional funds do not require expenditure of local funds not previously appropriated.*

Selectboard recommends passage
Warrant Committee recommends passage (13 Ayes; 0 Nays)

Leases, Agreements and Acceptance of Private Roads

Article 25. To see if the Inhabitants of the Town of Mount Desert will vote to authorize the Selectboard to lease a portion of the so-called Visitor Center at the Northeast Harbor Marina to the Ticket Booth operators for a term of one (1) year beginning July 1, 2024 under such terms and conditions as the Selectboard, in its sole discretion, deems to be in the best interests of the Town.

Selectboard recommends passage
Warrant Committee recommends passage (13 Ayes; 0 Nays)

Article 26. To see if the Inhabitants of the Town of Mount Desert will vote to authorize the Selectboard, to lease a portion of the so-called Visitor Center at the Northeast Harbor Marina to the Mount Desert Chamber of Commerce for a term of one (1) year beginning July 1, 2024 under such terms and conditions as the Selectboard, in its sole discretion, deems to be in the best interests of the Town.

Selectboard recommends passage

Warrant Committee recommends passage (13 Ayes; 0 Nays, 1 Abstention)

Article 27. To see if the Inhabitants of the Town of Mount Desert will authorize the Selectboard, to negotiate and enter into an agreement with the Neighborhood House Club, Inc. for management and maintenance of the municipal swimming pool, for a term of one (1) year beginning July 1, 2024 under such terms and conditions as the Selectboard, in its sole discretion, deems to be in the best interests of the Town.

Selectboard recommends passage

Warrant Committee recommends passage (13 Ayes; 0 Nays)

Article 28. To see if the Town of Mount Desert will vote to accept Denning Brook Road and Timber Ridge Road, serving the Denning Brook Estates Homeowners' Association (DBEHOA), as defined below and subject to the conditions set forth below.

Section 1. Denning Brook and Timber Ridge Roads (the "Roads") are private roads located in the Village of Somesville. Denning Brook Road is approximately 2,000 feet in length starting at State Route 102 and terminating in a cul-de-sac. Timber Ridge Road is approximately 250 feet beginning at Denning Brook Road and terminating in a cul-de-sac. The DBEHOA have offered voluntarily to transfer their interests in the Roads to the Town without claim for damages. The Town shall accept the Roads as Public Roads in conformance with the Town's Public Road Acceptance Ordinance (the "Ordinance") as last amended at the May 8, 2018, annual Town meeting, provided that all conditions of the Ordinance have been met to the satisfaction of the Selectboard as determined at a meeting of said Selectboard on or before April 30, 2025. Said conditions include, but are not limited to, the following:

First, the DBEHOA shall deliver their deed to the Town, duly executed and in proper form for recording, conveying in fee simple, without condition, exception, or reservation, the full title to the land underlying the Roads, being a strip of land 50 feet in width or greater, as laid out in the said subdivision. Notwithstanding the delivery of said deed, the deed shall not be deemed to have been accepted until and unless the Selectboard has determined that all said conditions have been met, as provided above. The cost of preparing, executing, and delivering said deed shall be paid by DBEHOA.

Second, the said owners shall have provided to the Town Manager, on or before April 30, 2025, evidence of good title to the Road, as set forth in item "First" above, allowing use of the Roads as a Public Road. Such evidence shall be in the form of a commitment for title insurance insuring the Town of the said

condition of the title to the Roads and the underlying land, issued by a title insurer satisfactory to the Town Manager and at a satisfactory premium. The cost of obtaining such commitment shall be paid by the DBEHOA.

Third, the Town Manager shall have been able to obtain a letter from an attorney satisfactory to the Town Manager, certifying that said commitment for title insurance is sufficient to protect the Town's interests.

Section 2. The Selectboard or its designee is authorized to execute and undertake all documents and actions necessary or convenient to facilitate the transfer of ownership of the Road to become a Public Road as set forth in this Article.

Section 3. The acceptance of the Road shall occur and be effective only when the Selectboard has made the determination of satisfactory completion of all conditions, as set forth above. Said determination may be made at any date on or before April 20, 2025. **See Appendix J (pg. 60)**

Selectboard recommends passage

Warrant Committee recommends passage (15 Ayes; 0 Nays)

Fiscal Policy

Article 29. Shall the Town of Mount Desert be authorized to issue general obligation bonds or notes of the Town in a principal amount not to exceed \$355,000.00 to pay for a solar photovoltaic purchase and solar project development as follows; 1) To purchase from ReVision Investments, LLC the solar photovoltaic system installed on the Town Garage located at 307 Sargent Drive. 2) To contract for professional and technical services for Phase 1 development of potential solar photovoltaic systems located on the roof of the Somesville Fire Station in the Village of Somesville, on the land adjacent to the Otter Creek Pumping Station in the Village of Otter Creek, and on the roof of the garage at the Northeast Harbor Wastewater Treatment Plant in the Village of Northeast Harbor, and to explore the viability of solar parking canopies on additional Town owned parking lots, and further to authorize the Selectboard or its designee to execute any and all contracts and documents and do any and all things necessary or convenient to issue the bond or note of the Town, which may be callable, and to accomplish the Project.

FINANCIAL STATEMENT - TOWN OF MOUNT DESERT

1. Total Town Indebtedness

A.	Bonds outstanding and unpaid as of 5/7/24, unaudited:	\$ 18,399,393.05
B.	Bonds authorized and unissued (estimated):	\$ 0.00
C.	Bonds to be issued under this Town Meeting Article	<u>\$ 355,000.00</u>
D.	(estimate) TOTAL	\$ 18,754,393.05

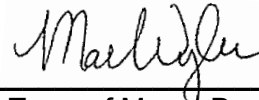
2. Costs

At an estimated interest rate of 5% for a term of 20 years, the estimated costs of this bond issue will be:

Principal	\$ 355,000.00
Interest	<u>\$ 186,375.00</u>
Total Debt Service	\$ 541,375.00

3. Validity

The validity of the bonds is not affected by any errors in the above estimates or unaudited figures. If the actual amount of the total debt service for the bond issue varies from the estimate, the ratification by the voters is nevertheless conclusive and the validity of the bond issue is not affected by reason of the variance.



Treasurer, Town of Mount Desert, Maine

Selectboard recommends passage

Warrant Committee recommends passage (15 Ayes; 0 Nays)

Article 30. Shall the Town of Mount Desert be authorized to issue general obligation bonds or notes of the Town in a principal amount not to exceed \$1,600,000.00 to pay for professional, technical, and construction services for the construction of or improvements to sidewalks and curbing in four locations, with all sidewalk locations totaling approximately 2,620 feet and collectively referred to as the “Project”; and further to authorize the Selectboard or its designee to execute any and all contracts and documents and do any and all things necessary or convenient to issue the bond or note of the Town, which may be callable, and to accomplish the Project. Said improvements shall include the following segments: **See Appendix K (pg. 61) for maps showing the proposed Project areas.**

Construct new sidewalk in the Village of Somesville on the easterly side of State Route 102/Main Street from the Somesville Union Meeting House, 1136 Main Street to the Acadia Repertory Theatre, 1154 Main Street, a distance of approximately 1000 feet and,

Construct new sidewalk in the Village of Seal Harbor on the westerly side of State Route 3/Main Street, beginning approximately 20 feet southerly of the entrance to the Seal Harbor wastewater treatment plant continuing southerly a distance of 85 feet front of the Acadia Outdoor Center, 18 Main Street to a point approximately 20 feet northerly of the existing sidewalk in front of the Naturalists Notebook, 16 Main Street for a total length of improvements of 85 feet and;

Rehabilitate existing sidewalk in the Village of Seal Harbor on the southerly side of State Route 3/Peabody Drive, beginning at the paved access point to the Seal Harbor beach and extending easterly along State Route 3/Peabody Drive a distance of approximately 450 feet and then turning southerly onto the westerly side of Steamboat Wharf Road and continuing southerly a distance of approximately 885 feet, for a total distance of 1,275 feet ending at or near the northerly end of the existing wooden boardwalk.

Repair storm damage to existing sidewalk in the Village of Seal Harbor on the southerly side of State Route 3/Peabody Drive, beginning at the paved access point to the Seal Harbor beach and extending westerly along State Route 3/Peabody Drive a distance of approximately 260 feet.

FINANCIAL STATEMENT - TOWN OF MOUNT DESERT

1. Total Town Indebtedness

A.	Bonds outstanding and unpaid as of 5/7/24, unaudited:	\$ 18,399,393.05
B.	Bonds authorized and unissued (estimated):	\$ 0.00
C.	Bonds to be issued under this Town Meeting Article	<u>\$ 1,600,000.00</u>
D.	(estimate) TOTAL	\$ 19,999,393.05

2. Costs

At an estimated interest rate of 5% for a term of 20 years, the estimated costs of this bond issue will be:

Principal	\$ 1,600,000.00
Interest	<u>\$ 840,000.00</u>
Total Debt Service	\$ 2,440,000.00

3. Validity

The validity of the bonds is not affected by any errors in the above estimates or unaudited figures. If the actual amount of the total debt service for the bond issue varies from the estimate, the ratification by the voters is nevertheless conclusive and the validity of the bond issue is not affected by reason of the variance.



Treasurer, Town of Mount Desert, Maine

Selectboard recommends passage

Warrant Committee recommends passage (15 Ayes; 0 Nays)

Article 31. Shall the Town of Mount Desert be authorized to issue general obligation bonds or notes of the Town in a principal amount not to exceed \$650,000.00 to pay for professional, technical, and construction services for improvements to Old Firehouse Lane, the existing Town-owned “Grey Cow”, and “Great Harbor Maritime Museum” parking lots (Project), and further to authorize the Selectboard or its designee to execute any and all contracts and documents and do any and all things necessary or convenient to issue the bond or note of the Town, which may be callable, and to accomplish the Project. The three components of this Project are identified as (1) the paved Grey Cow parking lot adjacent to Old Firehouse Lane, (2) the paved parking lot on the south and east side of the Great Harbor Maritime Museum, and (3) Old Firehouse Lane, all of which are in the Village of Northeast Harbor and to which said improvements shall include, but not necessarily be limited to, reclaiming existing paved surfaces, installation of traffic control islands or curbing, installation of LED dark-sky compliant lighting, constructing surface water drainage improvements, landscaping of areas adjacent to the parking lots, or other associated work typically recognized by the industry to complete the intent of the Project. **See Appendix L (pg. 63)** for maps showing the proposed Project areas.

FINANCIAL STATEMENT - TOWN OF MOUNT DESERT

1. Total Town Indebtedness

A.	Bonds outstanding and unpaid as of 5/7/24, unaudited:	\$ 18,399,393.05
B.	Bonds authorized and unissued (estimated):	\$ 0.00
C.	Bonds to be issued under this Town Meeting Article	<u>\$ 650,000.00</u>
D.	(estimate) TOTAL	\$ 19,049,393.05

2. Costs

At an estimated interest rate of 5% for a term of 20 years, the estimated costs of this bond issue will be:

Principal	\$ 650,000.00
Interest	<u>\$ 341,250.00</u>
Total Debt Service	\$ 991,250.00

3. Validity

The validity of the bonds is not affected by any errors in the above estimates or unaudited figures. If the actual amount of the total debt service for the bond issue varies from the estimate, the ratification by the voters is nevertheless conclusive and the validity of the bond issue is not affected by reason of the variance.



Treasurer, Town of Mount Desert, Maine

Selectboard recommends passage

Warrant Committee recommends passage (15 Ayes; 0 Nays)

Article 32. Shall the Town of Mount Desert be authorized to issue general obligation bonds or notes of the Town in a principal amount not to exceed \$240,000.00 to pay for professional and technical services including, but not necessarily limited to, sanitary sewer line inspection and cleaning, smoke and dye testing, basement inspections, topographical survey, materials testing, and design, and further to authorize the Selectboard or its designee to execute any and all contracts and documents and do any and all things necessary or convenient to issue the bond or note of the Town, which may be callable, and to accomplish the Project as described below.

Said work is located in the Villages of Northeast Harbor and Seal Harbor and is comprised of four components. (1) Assessment of the gravity sanitary sewer collection system that flows to the Sea Street Pump Station to determine the sources of inflow and infiltration of surface and groundwater. (2) Design of the rehabilitation of Sea Street from its intersection with Main Street to its intersection with Harbor Drive inclusive of pavement, sidewalk, storm sewer, and sanitary sewer. (3) Design of the rehabilitation of Summit Road from its intersection with Stanley Lane to approximately 3 Summit Road (First National Bank) inclusive of pavement, sidewalk, storm sewer, and sanitary sewer. (4) Design of improvements to the gravity sanitary sewer collection system along Jordan Pond Road from its intersection with Stanley Brook Road to its intersection with Wetland Way. **See Appendix M (pg. 64) for a map showing the locations of the proposed work area.**

FINANCIAL STATEMENT - TOWN OF MOUNT DESERT

1. Total Town Indebtedness

A.	Bonds outstanding and unpaid as of 5/7/24, unaudited:	\$ 18,399,393.05
B.	Bonds authorized and unissued (estimated):	\$ 0.00
C.	Bonds to be issued under this Town Meeting Article	<u>\$ 240,000.00</u>
D.	(estimate) TOTAL	\$ 18,639,393.05

2. Costs

At an estimated interest rate of 5% for a term of 20 years, the estimated costs of this bond issue will be:

Principal	\$ 240,000.00
Interest	<u>\$ 126,000.00</u>
Total Debt Service	\$ 366,000.00

3. Validity

The validity of the bonds is not affected by any errors in the above estimates or unaudited figures. If the actual amount of the total debt service for the bond issue varies from the estimate, the ratification by the voters is nevertheless conclusive and the validity of the bond issue is not affected by reason of the variance.



 Treasurer, Town of Mount Desert, Maine

Selectboard recommends passage
 Warrant Committee recommends passage (15 Ayes; 0 Nays)

FINANCIAL STATEMENT - TOWN OF MOUNT DESERT

(If Articles 29-32 are Approved in Total)

1. Total Town Indebtedness

A.	Bonds outstanding and unpaid as of 5/7/24, unaudited:	\$ 18,399,393.05
B.	Bonds authorized and unissued (estimated):	\$ 0.00
C.	Bonds to be issued under this Town Meeting Article	<u>\$ 2,845,000.00</u>
D.	(estimate) TOTAL	\$ 21,244,393.05

2. Costs

At an estimated interest rate of 5% for a term of 20 years, the estimated costs of this bond issue will be:

Principal	\$ 2,845,000.00
Interest	<u>\$ 1,493,625.00</u>
Total Debt Service	\$ 4,338,625.00

3. Validity

The validity of the bonds is not affected by any errors in the above estimates. If the actual amount of the total debt service for the bond issue (or Amortization) varies from the estimate, the ratification by the voters is nevertheless conclusive and the validity of the bond issue is not affected by reason of the variance.



Treasurer, Town of Mount Desert, Maine

~~~~~  
**Article 33.** *To see if the inhabitants of the Town of Mount Desert (Town) will authorize the Selectboard, to consent to the reallocation of \$16,500.00 in Town funds originally contributed by the Town to the Mount Desert Community Development Corporation (the "CDC") in 2019 to partially finance construction of a park, but which the CDC has requested be reallocated to the purchase of refrigeration equipment for the municipal skating rink.*

Selectboard recommends passage  
Warrant Committee recommends passage (12 Ayes; 1 Nays; 2 Abstentions)

**Article 34.** To see if the Inhabitants of the Town of Mount Desert will vote to approve July 1, each year, as the date on which all taxes shall be due and payable providing that all unpaid taxes on September 1, of each year, shall be charged interest at an annual rate of 8.5% (percent) per year. *(Tax Club members are exempt within the terms and conditions of the Town's Tax Club Agreement.)*

Selectboard recommends passage  
Warrant Committee recommends passage (13 Ayes; 0 Nays)

**Article 35.** To see if the Inhabitants of the Town of Mount Desert will vote to authorize the Tax Collector to enter into a standard "tax club" agreement with taxpayers whereby: (1) the taxpayer agrees to pay specified monthly payments to the Town based on the taxpayer's estimated and actual tax obligation for current year property taxes (real estate and/or personal); (2) the Town agrees to waive interest on timely payments; (3) the Town authorizes the Tax Collector to accept payment of taxes prior to commitment of taxes; (4) the agreement automatically terminates if two consecutive payments are missed and the taxpayer thereupon becomes subject to the same due date and interest rate as other, nonparticipating taxpayers; (5) only taxpayers who are paid in full on their property tax obligations may participate; and (6) interested taxpayers shall apply annually for participation by the date shown on the application, date and application format to be determined by the Tax Collector.

Selectboard recommends passage  
Warrant Committee recommends passage (13 Ayes; 0 Nays)

**Article 36.** To see if the Town will vote to authorize the Tax Collector to accept pre-payment of property taxes not yet committed, not to exceed the estimated amount to be committed in the subsequent year, with no interest to be paid on same.

Selectboard recommends passage  
Warrant Committee recommends passage (13 Ayes; 0 Nays)

**Article 37.** To see if the Inhabitants of the Town of Mount Desert will vote to set the interest rate to be paid by the Town for abated taxes that have been paid at the rate of 4.25% (percent) per year.

Selectboard recommends passage  
Warrant Committee recommends passage (13 Ayes; 0 Nays)

**Article 38.** To see if the inhabitants of the Town of Mount Desert will vote to authorize expenditures to pay any tax abatements granted by the Assessor, Board of Assessment Review, or Selectboard together with any interest due thereon from the Town, during the fiscal year beginning July 1, 2024, in an aggregate amount not to exceed the property tax commitment overlay.

Selectboard recommends passage  
Warrant Committee recommends passage (13 Ayes; 0 Nays)

**Article 39.** To see if the Inhabitants of the Town of Mount Desert will vote to authorize the Selectboard to dispose by public bid of Town-owned property, other than real property, with a value of ten thousand dollars (\$10,000.00) or less under such terms and conditions as it deems advisable.

Selectboard recommends passage  
Warrant Committee recommends passage (13 Ayes; 0 Nays)

**Article 40.** To see if the Inhabitants of the Town of Mount Desert will vote to authorize the Selectboard to sell at public auction or by advertised sealed bid, and to convey titles obtained under tax deeds and under deeds of conveyance to the Inhabitants of the Town any land and/or buildings, including trailers, in lieu of payment of taxes except that the Selectboard have the power to authorize redemption. Municipal Officers shall use the special sale process required by 36 M.R.S. § 943-C for qualifying homestead property if they choose to sell it to anyone other than the former owner(s).

Selectboard recommends passage  
Warrant Committee recommends passage (13 Ayes; 0 Nays)

**Article 41.** To see if the Inhabitants of the Town of Mount Desert will vote to authorize the Selectboard to contract for services, in amounts not to exceed appropriation for same, under such terms and conditions as it deems advisable.

Selectboard recommends passage  
Warrant Committee recommends passage (13 Ayes; 0 Nays)

### **Municipal Revenue**

**Article 42.** To see if the inhabitants of the Town of Mount Desert will authorize usage of \$200,000.00 of prior surplus State Revenue Sharing funds (account 100-13213) to be used to offset the 2024 - 2025 tax commitment.

***Explanatory note:*** When the Town receives more state revenue sharing funds than budgeted, the difference does not get closed out to undesignated fund balance. Instead, it is recognized as restricted fund balance and can only be used for offsetting tax levy through a vote of the municipal legislative body (Town Meeting). The unaudited balance as of June 30, 2023 is \$218,485.00.

Selectboard recommends passage.  
Warrant Committee recommends passage (15 Ayes; 0 Nays)

**Article 43.** To see if the Inhabitants of the Town of Mount Desert will vote to transfer \$400,000.00 thousand dollars from the Undesignated Fund Balance Account #100-38300 to reduce the 2024 - 2025 tax commitment.

Selectboard recommends passage.  
Warrant Committee recommends passage (15 Ayes; 0 Nays)

**Article 44.** To see what sum the Inhabitants of the Town of Mount Desert will vote to raise and/or appropriate as Revenue through Excise Taxes, Service Fees and miscellaneous sources for the 2024 - 2025 Town Budget.

Selectboard recommends \$2,509,664.00  
Warrant Committee recommends passage (15 Ayes; 0 Nays)

### **Municipal Appropriations**

***Explanatory note:*** article 45 amend previously approved appropriations.

**Article 45.** To see if the Inhabitants of the Town of Mount Desert will vote to ratify the overdraft that occurred in Public Works for the year ended June 30, 2023, in the amount of

\$105,445.79 (3,056,071.79 expended versus \$2,950,626.00 budgeted). The overdraft was charged to the Undesignated Fund Balance. Said overage was primarily attributable to overages in the waste management department 515 netting to \$96,851.04 (\$781,561.04 expended versus \$684,710.00 budgeted). Said departmental overage was primarily attributable to tipping fees of solid waste. Actual expenditures on tipping fees of \$472,950.93 exceeded budgeted expectations of \$385,000 by \$87,950.93.

***Explanatory Note: Waste Management negative budget variance This overage is the result of both the volume of trash collected and the increases in the cost of handling solid waste. Those extra costs in solid waste management come primarily from the need to utilize the Juniper Ridge Landfill as the sole facility for disposal of solid waste. Additional overages included \$14,894.25 in budget line 1550100-51510 SNOWPLOW OVERTIME and \$15,493.04 in budget line 1550100-53740 STORM WATER SUPPLIES.***

Selectboard recommends passage  
Warrant Committee recommends passage (15 Ayes; 0 Nays)

**Article 46.** To see what sum the Inhabitants of the Town of Mount Desert will vote to raise and appropriate for Department 200 through 211 General Government – Governing Body (Selectboard), Municipal Management, Town Clerk, Registrar, Elections, Planning Board, Finance, Treasurer, Tax Collector, Assessment, Code Enforcement, Unallocated Funds, Human Resources, Technology, and Contracted Municipal and Community Oriented Services for the 2024 - 2025 Town Budget.

|                                                   |                                     |
|---------------------------------------------------|-------------------------------------|
| <b>Gov. Body (Bd of Selectboard): \$37,058.00</b> | <b>Registrar: \$3,000.00</b>        |
| <b>Town Clerk: \$151,240.00</b>                   | <b>Planning Board: \$120,613.00</b> |
| <b>Elections: \$16,000.00</b>                     | <b>Treasurer: \$110,452.00</b>      |
| <b>Finance: \$221,044.00</b>                      | <b>Assessment: \$156,081.00</b>     |
| <b>Tax Collector: \$22,616.00</b>                 | <b>Unallocated: \$99,800.00</b>     |
| <b>Code Enforcement: \$322,826.00</b>             | <b>Technology: \$248,992.00</b>     |
| <b>Human Resources: \$51,912.00</b>               | <b>CMCOS: \$143,000.00</b>          |
| <b>Town Management: \$482,704.00</b>              |                                     |

Selectboard recommends \$2,187,338.00  
Warrant Committee recommends \$2,187,338.00 (12 Ayes; 1 Nays)

**Article 47.** To see what sum the Inhabitants of the Town of Mount Desert will vote to raise and appropriate for Department 300 General Assistance Support for the 2024 - 2025 Town Budget.

Selectboard recommends \$5,000.00  
Warrant Committee recommends \$5,000.00 (13 Ayes; 0 Nays)

**Article 48.** To see what sum the Inhabitants of the Town of Mount Desert will vote to raise and appropriate for Department 350 Rural Wastewater Support for the 2024 - 2025 Town Budget.

Selectboard recommends \$232,580.00  
Warrant Committee recommends \$232,580.00 (13 Ayes; 0 Nays)



**Article 54.** To see what sum the Inhabitants of the Town of Mount Desert will vote to raise and appropriate for Department 605 Recreation (Public Pool ~Utilities & Maintenance) for the 2024 - 2025 Town Budget.

Selectboard recommends \$5,900.00  
Warrant Committee recommends \$5,900.00 (13 Ayes; 0 Nays)

**Article 55.** To see what sum the Inhabitants of the Town of Mount Desert will vote to raise and appropriate for Department 701 Economic/Community Development for the 2024 - 2025 Town Budget.

Selectboard recommends \$10,000.00  
Warrant Committee recommends \$10,000.00 (12 Ayes; 0 Nays; 1 Abstention)

**Article 56.** To see what sum the Inhabitants of the Town of Mount Desert will vote to raise and appropriate for Department 801 Debt Service for the 2024 - 2025 Town Budget.

Selectboard recommends \$2,030,632.00  
Warrant Committee recommends \$2,030,632.00 (13 Ayes; 0 Nays)

**Article 57.** To see what sum the Inhabitants of the Town of Mount Desert will vote to raise and appropriate for Department 851 Museums, Village Improvement Societies, Recreation, and Public/Social Service Agencies for the 2024 - 2025 Town Budget.

**Historical Museums:** \$5,800.00      **Village Improvement Societies:** \$55,000.00  
**Recreation:** \$00.00                      **Public/Social Service Agencies:** \$131,025.00

Selectboard recommends \$191,825.00  
Warrant Committee recommends \$186,825.00 (8 Ayes; 1 Nays; 6 Abstentions)

**Article 58.** To see what sum the Inhabitants of the Town of Mount Desert will vote to raise and appropriate for Department 991 Capital Improvement Plan transfers for the 2024 - 2025 Town Budget.

Selectboard recommends \$1,705,927.00  
Warrant Committee recommends \$1,705,927.00 (13 Ayes; 1 Nays)

**Written Ballot required for Article 59**

**Article 59.** To see if the Inhabitants of the Town of Mount Desert will vote to increase the property tax levy limit by \$443,576.00. (pg. 66)

**Explanation: The State Legislature passed a “tax reform” law known as LD#1. This bill created a maximum municipal tax levy based upon this year’s tax, plus an allowance**

**for inflation and the Town's tax base growth due to new construction. However, LD#1 allows Mount Desert voters to increase that tax cap with the approval of a simple majority of the voters at Town Meeting. The only requirement is that a secret vote must be taken by written ballot.**

Selectboard recommends passage  
Warrant Committee recommends passage (15 Ayes; 0 Nays)

### **Marina Proprietary Fund**

**Article 60.** To see if the Inhabitants of the Town of Mount Desert will vote to ratify the Selectboard's approval of the Marina Proprietary Fund budget.

*Revenue: \$924,415.00*                      *Expense: \$924,415.00*

Selectboard recommends ratification  
Warrant Committee makes no recommendation

### **Elementary School Appropriations**

**Note: Articles 61 through 71 authorize expenditures in cost center categories**

**Article 61.** To see what sum the School Board will be authorized to expend for Regular Instruction for the fiscal year beginning July 1, 2024 and ending June 30, 2025.

*Note: 2023-24 Amount was \$2,071,937.00*

School Board recommends                      \$2,277,445.00  
Warrant Committee recommends              \$2,277,445.00 (15 Ayes; 0 Nays)

**Article 62.** To see what sum the School Board will be authorized to expend for Special Education for the fiscal year beginning July 1, 2024 and ending June 30, 2025.

*Note: 2023-24 Amount was \$781,789.00*

School Board recommends                      \$781,366.00  
Warrant Committee recommends              \$781,366.00 (15 Ayes; 0 Nays)

**Article 63.** To see what sum the School Board will be authorized to expend for Career and Technical Education for the fiscal year beginning July 1, 2024 and ending June 30, 2025.

*Note: 2023-24 Amount was \$ -0-*



School Board recommends \$00.00  
Warrant Committee recommends \$00.00 (15 Ayes; 0 Nays)

**Article 64.** To see what sum the School Board will be authorized to expend for Other Instruction for the fiscal year beginning July 1, 2024 and ending June 30, 2025.

*Note: 2023-24 Amount was \$ 112,456.00*

School Board recommends \$109,785.00  
Warrant Committee recommends \$109,785.00 (15 Ayes; 0 Nays)

**Article 65.** To see what sum the School Board will be authorized to expend for Student & Staff Support for the fiscal year beginning July 1, 2024 and ending June 30, 2025.

*Note: 2023-24 Amount was \$ 584,382.00*

School Board recommends \$650,906.00  
Warrant Committee recommends \$650,906.00 (15 Ayes; 0 Nays)

**Article 66.** To see what sum the School Board will be authorized to expend for System Administration for the fiscal year beginning July 1, 2024 and ending June 30, 2025.

*Note: 2023-24 Amount was \$ 116,280.00*

School Board recommends \$120,349.00  
Warrant Committee recommends \$120,349.00 (15 Ayes; 0 Nays)

**Article 67.** To see what sum the School Board will be authorized to expend for School Administration for the fiscal year beginning July 1, 2024 and ending June 30, 2025.

*Note: 2023-24 Amount was \$321,378.00*

School Board recommends \$329,223.00  
Warrant Committee recommends \$329,223.00 (15 Ayes; 0 Nays)

**Article 68.** To see what sum the School Board will be authorized to expend for Transportation & Buses for the fiscal year beginning July 1, 2024 and ending June 30, 2025.

*Note: 2023-24 Amount was \$208,791.00*

School Board recommends \$289,640.00  
Warrant Committee recommends \$289,640.00 (15 Ayes; 0 Nays)

**Article 69.** To see what sum the School Board will be authorized to expend for Facilities Maintenance for the fiscal year beginning July 1, 2024 and ending June 30, 2025.

*Note: 2023-24 Amount was \$932,971.00*

|                              |                                |
|------------------------------|--------------------------------|
| School Board recommends      | \$762,650.00                   |
| Warrant Committee recommends | \$762,650.00 (15 Ayes; 0 Nays) |

**Article 70.** To see what sum the School Board will be authorized to expend for Debt Service and Other Commitments for the fiscal year beginning July 1, 2024 and ending June 30, 2025.

*Note: 2023-24 Amount was \$ -0-*

|                              |                           |
|------------------------------|---------------------------|
| School Board recommends      | \$00.00                   |
| Warrant Committee recommends | \$00.00 (15 Ayes; 0 Nays) |

**Article 71.** To see what sum the School Board will be authorized to expend for All Other Expenditures for the fiscal year beginning July 1, 2024 and ending June 30, 2025.

*Note: 2023-24 Amount was \$ 75,000.00*

|                              |                               |
|------------------------------|-------------------------------|
| School Board recommends      | \$80,000.00                   |
| Warrant Committee recommends | \$80,000.00 (15 Ayes; 0 Nays) |

**Note: Articles 61 – 71 authorize a total budget of \$5,401,364.00**

*Note: 2023-24 Amount was \$5,204,984*

**Note: Articles 72 – 74 raise funds for the Proposed School Budget**

**Hand Count Vote Required for Article 72**

**Article 72.** To see what sum the voters of the Town of Mount Desert will appropriate for the total cost of funding public education from Kindergarten to grade 12 as described in the Essential Programs and Services Funding Act (**Recommend \$2,273,293.00**) and to see what sum the voters of the Town of Mount Desert will raise as the Town's contribution to the total cost of funding public education from Kindergarten to grade 12 as described in the Essential Programs and Services Funding Act in accordance with the Maine Revised Statutes, Title 20-A, section 15688 for the period July 1, 2024 and ending June 30, 2025.

|                              |                                  |
|------------------------------|----------------------------------|
| School Board recommends      | \$1,959,819.00                   |
| Warrant Committee recommends | \$1,959,819.00 (15 Ayes; 0 Nays) |

***Explanation: The Town of Mount Desert’s contribution to the total cost of funding public education from Kindergarten to grade 12 as described in the Essential Programs and Services Funding Act is the amount of money determined by state law to be the minimum amount that a municipality must raise in order to receive the full amount of state dollars.***

**Hand Count Vote Required for Article 73**

**Article 73.** To see what sum the voters of the Town of Mount Desert will raise and appropriate for the annual payments on debt service previously approved by the legislative body for non-state-funded school construction projects, non-state funded portions of school construction projects and minor capital projects in addition to the funds appropriated as the local share of the Town of Mount Desert’s contribution to the total cost of funding public education from kindergarten to grade 12 for the period July 1, 2024 and ending June 30, 2025.

School Board recommends \$00.00  
Warrant Committee recommends \$00.00 (15 Ayes; 0 Nays)

***Explanation: Non-state-funded debt service is the amount of money needed for the annual payments on the Town of Mount Desert’s long-term debt for major capital school construction projects and minor capital renovation projects that are not approved for state subsidy.***

**Written Ballot Vote Required for Article 74**

**Article 74.** To see what sum the voters of the Town of Mount Desert will raise and appropriate in additional local funds for school purposes (**Recommend: \$3,079,259.00**) for the period July 1, 2024 to June 30, 2025, which exceeds the State’s Essential Programs and Services allocation model by (**Recommend: \$3,079,259.00**) as required to fund the budget recommended by the School Board.

**The School Board recommends \$3,079,259.00** for additional local funds and gives the following reasons for exceeding the State’s Essential Programs and Services funding model by **\$3,079,259.00**: The State funding model underestimates the actual costs to fully fund the 2024-2025 budget.

The Warrant Committee recommends **\$3,079,259.00** for additional local funds and gives the following reasons for exceeding the State’s Essential Programs and Services funding model by **\$3,079,259.00**: The State funding model underestimates the actual costs to fully fund the 2024 - 2025 budget. (15 Ayes; 0 Nays)

***Explanation: The additional local funds are those locally raised funds over and above the Town of Mount Desert’s local contribution to the total cost of funding public education from Kindergarten to grade 12 as described in the Essential Programs and Services Funding Act and local amounts raised for the annual payment on non-state funded debt service that will help achieve the Town of Mount Desert’s budget for educational programs.***

*Note: 2023-24 Total Town Appropriation was \$ 4,379,142*

**Note: Articles 72, 73, & 74 raise a total town appropriation of \$5,039,078.00**

**Note: Article 75 summarizes the proposed school budget and does not authorize any additional expenditures**

**Hand Count Vote Required for Article 75**

**Article 75.** To see what sum the voters of the Town of Mount Desert will authorize the School Board to expend for the fiscal year beginning July 1, 2024 and ending June 30, 2025 from the Town's contribution to the total cost of funding public education from Kindergarten to grade 12 as described in the Essential Programs and Services Funding Act, non-state-funded school construction projects, additional local funds for school purposes under the Maine Revised Statutes, Title 20-A, section 15690, unexpended balances, tuition receipts, state subsidy and other receipts for the support of schools.

*Note: 2023-24 Total Budget was \$5,204,984*

|                              |                                  |
|------------------------------|----------------------------------|
| School Board recommends      | \$5,401,364.00                   |
| Warrant Committee recommends | \$5,401,364.00 (15 Ayes; 0 Nays) |

**Article 76.** In addition to the amount in Articles 61 – 75, shall the School Board be authorized to expend such other sums as may be received from state or federal grants or programs or other sources during the fiscal year 2024-2025 for school purposes provided that such grants, programs or other sources do not require the expenditure of other funds not previously appropriated?

*Current Year Totals: \$200,776.00*

|                                                          |
|----------------------------------------------------------|
| School Board recommends passage                          |
| Warrant Committee recommends (passage) (15 Ayes; 0 Nays) |

**(End of Warrant Articles)**

## Appendices

An underline indicates an addition and a ~~striketrough~~ indicates a deletion.

### Appendix A (Article 9; pg. 8) Little Echo Lake Setback

#### SECTION 3 LAND USE DISTRICTS

.  
.  
.

#### 3.5 Dimensional Requirements for Districts: minimum area, width of lots, setbacks, etc.

.  
.  
.

(n) The setback from the normal high-water line of a great pond is 100 feet, except for these lots where the setback is 75 feet, indicated below.

#### Map-Lot IDs for 75 ft. setback

#### Map-Lot IDs for 100 ft. setback

##### Long Pond & Echo Lake:

All Lots

##### Little Round Pond:

012-018  
012-019  
012-019-001

##### Little Round Pond:

012-015-001  
012-020

##### Round Pond:

011-120  
011-122  
011-123  
011-124  
012-013

##### Round Pond:

011-90  
011-118  
011-119

##### Little Echo Lake:

009-098  
009-099  
009-100  
009-101  
009-102  
009-107  
009-120-010  
009-120-010-001  
009-120-011  
009-097  
009-107-003

##### ~~Little Echo Lake:~~

~~009-107~~  
~~009-120-010~~  
~~009-120-010-001~~  
~~009-120-011~~  
~~009-097~~  
~~009-107-003~~

(Added November 16, 2009)  
(Amended May 3, 2011)  
(Amended May 8, 2018)  
(Amended May 7, 2024)



### Proposed Little Echo Lake Setback Change

- Setback from water body for highlighted lots will now be 75ft

**Appendix B (Article 10; pg. 8)**  
**Individual Private Campsites**

**SECTION 6 STANDARDS FOR USES, PERMITS AND APPROVALS.**

**6B SPECIFIC PERFORMANCE STANDARDS FOR ACTIVITIES AND LAND USES**

**6B.9 Individual Private Campsites.**

Individual private campsites not associated with campgrounds are allowed provided the following conditions are met:

1. One campsite per lot existing on the effective date of this Ordinance, ~~or thirty thousand (30,000) square feet of lot area within the shoreland zone, whichever is less, may be permitted.~~
2. All individual private campsites on lots located wholly or partially within the shoreland zone shall be located on lots with at least 30,000 square feet of total area.
3. When an individual private campsite is proposed on a lot that contains another principal use and/or structure, the lot must contain the minimum lot dimensional requirements for the principal structure and/or use, and the individual private campsite separately.
4. Campsite placement on any lot, including the area intended for a recreational vehicle or tent platform, shall be set back one hundred (100) feet, horizontal distance, from the normal high-water line of a great pond classified GPA or river flowing to a great pond classified GPA, and seventy-five (75) feet, horizontal distance, from the normal high-water line of other water bodies, tributary streams, or the upland edge of a wetland.
5. Only one recreational vehicle shall be allowed on a campsite. The recreational vehicle shall not be located on any type of permanent foundation except for a gravel pad, and no structure except a canopy shall be attached to the recreational vehicle.
6. The clearing of vegetation for the siting of the recreational vehicle, tent or similar shelter in a Resource Protection District shall be limited to one thousand (1000) square feet.
7. A written sewage disposal plan describing the proposed method and location of sewage disposal shall be required for each campsite and shall be approved by the Local Plumbing Inspector. Where disposal is off-site, written authorization from the receiving facility or landowner is required.
8. When a recreational vehicle, tent or similar shelter is placed on-site for more than one hundred and twenty (120) days per year, all requirements for residential structures shall

be met, including the installation of a subsurface sewage disposal system in compliance with the State of Maine Subsurface Wastewater Disposal Rules unless served by public sewage facilities.

- .
- .
- .

## SECTION 8 DEFINITIONS

- .
- .
- .

**INDIVIDUAL PRIVATE CAMPSITE:** ~~An area of land which is not associated with a campground, but which is used for tent camping.~~ An area of land which is not associated with a campground, but which is developed for repeated camping by only one group not to exceed ten (10) individuals and which involves site improvements which may include, among other things, a gravel pad, parking area, fire pit, or tent platform.



**Appendix C (Article 11; pg. 8)**  
**Section 3.4 Residential Dwelling Units**

**SECTION 3 LAND USE DISTRICTS**

.  
. .  
.

**3.4 Permitted, Conditional, and Excluded Uses by District:**

All land use activities, as indicated in the following table, shall conform with all of the applicable land use standards in Sections 6.A., 6.B., and 6.C. The district designation for a particular site shall be determined from the Official Land Use Zoning map.

- P Use allowed without a permit** (but the use must comply with all applicable land use standards)
- C Use allowed with conditional use approval from the Planning Board** Use allowed with conditional use approval from the Planning Board, except where the code enforcement officer may authorize minor changes in the placement and size of improvements for an approved conditional use permit
- X Use is prohibited**
- CEO Use allowed with a permit from the code enforcement officer**

- VR1 VILLAGE RESIDENTIAL ONE
- VR2 VILLAGE RESIDENTIAL TWO
- VR3 VILLAGE RESIDENTIAL THREE
- R1 RESIDENTIAL ONE
- R2 RESIDENTIAL TWO
- SR1 SHORELAND RESIDENTIAL ONE
- SR2 SHORELAND RESIDENTIAL TWO
- SR3 SHORELAND RESIDENTIAL THREE
- SR5 SHORELAND RESIDENTIAL FIVE
- RW2 RURAL OR WOODLAND TWO
- RW3 RURAL OR WOODLAND THREE
- VC VILLAGE COMMERCIAL
- SC SHORELAND COMMERCIAL
- RP RESOURCE PROTECTION
- C CONSERVATION
- SP STREAM PROTECTION

Section 3.4 Permitted, Conditional, and Excluded Uses by District

| <b>DISTRICTS:</b>                                                                               |             |            | <b>SR 1</b>        |           |           |                    |          |                |                |                |  |
|-------------------------------------------------------------------------------------------------|-------------|------------|--------------------|-----------|-----------|--------------------|----------|----------------|----------------|----------------|--|
| <b>LAND USE:</b>                                                                                | <b>VR 1</b> | <b>R 1</b> | <b>SR 2</b>        | <b>RW</b> | <b>VC</b> | <b>SC</b>          | <b>C</b> | <b>RP</b>      | <b>SP</b>      | <b>VR3</b>     |  |
|                                                                                                 | <b>VR 2</b> | <b>R 2</b> | <b>SR 3</b>        | <b>2</b>  |           |                    |          |                |                |                |  |
|                                                                                                 | <b>VR 2</b> | <b>R 2</b> | <b>SR 5</b>        | <b>RW</b> |           |                    |          |                |                |                |  |
|                                                                                                 |             |            |                    | <b>3</b>  |           |                    |          |                |                |                |  |
| <b>RESIDENTIAL</b>                                                                              |             |            |                    |           |           |                    |          |                |                |                |  |
| <u>Dwelling 1 &amp; 2 Residential Dwelling One Family &amp; Residential Dwelling Two Family</u> | CEO         | CEO        | CEO <sup>(d)</sup> | CEO       | CEO       | CEO <sup>(d)</sup> | C        | C <sup>8</sup> | C <sup>4</sup> | X              |  |
| <u>Dwelling, Multiple Residential Dwelling, Multi-Family</u>                                    | C           | C          | C                  | C         | C         | X                  | C        | X              | X              | X              |  |
| Accessory Residential Dwelling Unit                                                             | CEO         | CEO        | CEO                | CEO       | CEO       | C                  | C        | C <sup>8</sup> | C <sup>4</sup> | C <sup>e</sup> |  |
| Accessory structures including structural additions and guest houses <sup>(c)</sup>             | CEO         | CEO        | CEO                | CEO       | CEO       | CEO                | C        | C <sup>8</sup> | C <sup>4</sup> | X              |  |
| Cluster and Workforce Subdivisions                                                              | C           | C          | X                  | C         | C         | X                  | X        | X              | X              | X              |  |
| Residential Storage Building/Shed                                                               | CEO         | CEO        | CEO                | CEO       | CEO       | CEO                | C        | C <sup>8</sup> | C <sup>4</sup> | X              |  |
| Mobile Home Park                                                                                | C           | X          | X                  | X         | X         | X                  | X        | X              | X              | X              |  |

(c) A separate garage is an accessory structure. A separate garage with a dwelling unit shall be deemed a dwelling unit.

(d) See Section 6B.11.3 (Lots)

(e) Accessory residential dwellings in the VR3 District must be for staff housing only.

**Appendix D (Article 13; pg. 9)**  
**6B.11.3 Residential and Accessory Dwellings**

**SECTION 6 STANDARDS FOR USES, PERMITS AND APPROVALS.**

.  
. .  
.

**6B SPECIFIC PERFORMANCE STANDARDS FOR ACTIVITIES AND LAND USES**

.  
. .  
.

**6B.11 Lots**

.  
. .  
.

**3. Requirements for lots wholly outside the Shoreland Zone**

1. **Lots abutting more than one road.** Lots which abut more than one road shall have the required setbacks along each road used as an entrance or exit.
  
2. ~~**Dimensional requirements one-family or two-family dwellings.** One family and two family dwellings are allowed in all districts, as indicated in Section 3.4, subject to the following: All dimensional requirements shall be met separately for each and every one family dwelling on a lot. All dimensional requirements shall be met separately for each and every two-family dwelling on a lot.~~

**EXCEPTION:**

~~For any existing or new lot that is wholly outside the Shoreland Zone, one accessory residential dwelling unit is allowed per lot without an increase in the minimum lot size requirement. Accessory residential dwelling units are incidental and subordinate to the principal use or structure and may be no more than 75 percent of the living area of the primary dwelling unit. The accessory residential dwelling shall meet town and state standards for wastewater disposal and the lot on which the accessory residential dwelling is located shall conform to current minimum lot size standards.~~

**2. Residential Dwelling One-family, Two-family and Multi-family.**

- a. All dimensional requirements shall be met separately for each and every Residential Dwelling one-family on a lot.
  
- b. A Residential Dwelling Two Family shall be considered a single structure and all dimensional requirements shall be met separately for each and every Residential Dwelling Two Family on a lot.
  
- c. Dimensional Standards shall be met for each residential dwelling unit in a Residential Dwelling Multi-Family

3. **Accessory Dwelling Units.** For any existing or new lot with a Residential Dwelling One-Family that is wholly outside the Shoreland Zone, one accessory residential dwelling unit is allowed per lot without an increase in the minimum lot area requirement.

- a. Accessory residential dwelling units can be within the Residential Dwelling One-Family, attached to it, or in a new structure.
- b. An accessory dwelling unit must be a minimum of 190 square feet and may be no more than 75 percent of the living area of the primary dwelling unit.
- c. The accessory residential dwelling must have adequate water supply and shall meet town and state standards for wastewater disposal.
- d. For an accessory dwelling unit permitted in an existing accessory building or secondary building or garage as of the implementation date, the required setback requirements in local ordinance of the existing accessory or secondary building apply.

.  
.
  
.

**4. Requirements for Lots Wholly or Partially within the Shoreland Zone**

.  
.
  
.

- 4. **Multiple structures.** If more than one residential dwelling unit, principal governmental, institutional, commercial, or industrial structure or use, or combination thereof, is constructed or established on a single parcel that is wholly or partially within the Shoreland Zone, all dimensional requirements shall be met for each additional dwelling unit, principal structure, or use.

.  
.
  
.

**SECTION 8 DEFINITIONS**

**ACCESSORY RESIDENTIAL DWELLING UNIT:** ~~A dwelling unit either attached to a single family principal dwelling or located on the same lot and having an independent means of access.~~ A self-contained dwelling unit located within, attached to or detached from a single-family dwelling unit located on the same parcel of land.

**RESIDENTIAL DWELLING UNIT:** A room or a group of rooms designed for permanent, seasonal, or temporary habitation by one family at a time that includes cooking, toilet, and sleeping facilities. The term shall include mobile homes, accessory dwelling units, and rental units that contain cooking, toilet and sleeping facilities (regardless of the time period rented). Recreational vehicles are not residential dwelling units.

**RESIDENTIAL DWELLING ONE-FAMILY:** A structure or a portion of a structure designed for human habitation that includes facilities for cooking, eating, and sleeping for one family.

**RESIDENTIAL DWELLING TWO-FAMILY:** A single structure containing two attached dwelling units, each of which has independent access. The two dwelling units shall share a common floor, roof, or wall. A covered porch or enclosed breezeway measuring no longer than 12 feet in length between the two dwellings shall meet the requirement of a shared floor, roof, or wall.

**RESIDENTIAL DWELLING MULTI-FAMILY:** A structure or a portion of a structure designed for human habitation that includes facilities for cooking, eating, and sleeping for three or more families. The units may or may not have an internal connection to another unit or units.

**Appendix E (Article 15; pg. 11)**  
**Certificates of Occupancy**

**SECTION 7 CODE ENFORCEMENT OFFICER**

**7.5 Procedure for Administering Permits**

**6. Certificate of Occupancy.** No structure or portion of a structure that is regulated by this ordinance may be occupied until a Certificate of Occupancy has been issued by the Building Inspector/Code Enforcement Officer. Temporary Certificates of Occupancy are permitted provided no serious life safety hazard exists as judged by the Authority Having Jurisdiction/Code Enforcement Officer. Occupancy without written approval is a violation of the of the ordinance and subject to penalties as prescribed in Section 7.10 of the ordinance.

1. The National Fire Protection Association 101 Life Safety Codes, shall be enforced, as amended from time to time and adopted/approved by the State Fire Marshal's Office.
2. Contractors or Sub-contractors installing structural or mechanical parts of a building regulated, by a, b, c, & d below of this ordinance shall sign off on the Certificate of Occupancy that said installation is in accordance with the requirements contained in said section.
  - a. **Chimneys, Smoke Pipes or Flue Pipes.** Chimneys, smoke pipes and flue pipes shall conform with the requirements of the 1996 National Fire Protection Association 211 Code for Chimneys, Fireplace, Vents and Solid Fuel Burning Appliances, or as amended.
  - b. **Oil Burner Installation.** Oil burner installation and service shall conform to the requirements of the National Fire Protection Association 31 Oil Burning Equipment current edition as designated by the State of Maine Oil and Solid Fuel Board.
  - c. **LP Gas Equipment Installation.** LP Gas equipment installation and service shall conform to the requirements of the National Fire Protection Association 58 Liquefied Petroleum Gases, Storage and Handling, current edition as designated by the State of Maine Oil and Solid Fuel Board.
  - d. **Electrical Installation.** The building shall have a safe and adequate electrical service and wiring, all of which shall conform to the requirements of the National Fire Protection Association 70 National Electrical Code, current edition as designated by the State of Maine Electricians Examining Board. All commercial work and residential

service entrance work shall be done under the direction of a master electrician. Before any electrical service, wiring, and device is put into use, the Master Licensed Electrician responsible for the installation or a State of Maine Electrical Inspector shall give written notice to the Building Inspector that the installation adheres to the prescribed standards.

3. **Inspection Of Work Performed by Licensed Oil Burner Technicians, LP Gas Technicians and Electricians.** It is the responsibility of the licensed professional to perform work in accordance with applicable laws. The State of Maine provides random monitoring of work performed by these professionals and no further inspection is required. However, if during the course of a required inspection the Building Inspector should notice work performed by licensed tradesmen that may be in violation of code, the Building Inspector may request an inspection by a State Inspector.
  
4. **Manufactured and/or Modular Homes** that are in compliance with the Manufactured Housing Act (Title 10 Maine Revised Statutes Chapter 951) are exempt from all state or other political subdivision codes, standards, rules, or regulations that regulate the same matters. M.R.S. Title 10 Subsection 9043(6)
  - a. **Inspection and certification.** Manufactured housing produced by a manufacturer approved in subsection 5, shall be inspected by an approval agency in accordance with this section, and certified by that agency as having been constructed in accordance with the standards adopted by the board provided the approval agency makes that determination. M.R.S. Title 10 Subsection 9043(4)
  
  - b. **Certification.** The manufacturer of that housing, regardless of the approval alternative used, shall certify that the manufactured housing conforms to all applicable standards whether adopted by the board (Manufactured Housing Board) and that manufacturer's certification must be permanently affixed to the manufactured housing in accordance with such requirements as the board may by rule prescribe. Affixation of a certificate to manufactured housing signifies the manufacturer's representation and warranty to all purchasers of the housing that the housing was manufactured in accordance with all applicable standards of the board in effect on the date of manufacture. Therefore, no Certificate of Occupancy shall be issued.
  
5. **Tiny homes.**
  - a. Tiny homes constructed on a trailer that may be mobile and potentially moved from where it was constructed to a site for use as a "dwelling unit" for human occupancy.

The Secretary of State shall issue certificates of title for new tiny homes beginning with model year 2020. The Secretary of State shall issue a

certificate of title for a used tiny home of any model year that was previously issued a State of Maine certificate of title. A certificate of title issued pursuant to this subsection remains in effect unless cancelled pursuant to section 669. Therefore, no Certificate of Occupancy shall be issued.

- b. Tiny homes constructed on a site in a more traditional stick-built manner but meeting certain size standards established in the laws and codes adopted.

This type of tiny home would be a structure constructed under the same codes and standards as a larger, more traditional dwelling and on a foundation, but still meeting the size limitation of less than 400 SF. This is identified in the MUBEC rules under the IRC (Chapter 5) which would be allowed the use of Appendix V. Appendix V provides some code exceptions that have been approved to accommodate the limited size and deemed to provide an acceptable level of safety for the occupants. This type of construction would be subject to all other utility codes adopted by the State of Maine, to include but not limited to, the Maine Internal Plumbing code, State Electrical codes, and Fuel Gas codes.

- c. The Town of Mount Desert does not enforce the Maine Uniform Building & Energy Codes (MUBEC); therefore, a Third-Party Inspector would be required to conduct all inspections, at the property owners' expense of the Tiny Home to assure it meets all the requirements listed above and attached, and provide a report to the Code Enforcement Department, prior to issuing a Certificate of Occupancy.

**Appendix F (Article 17; pg. 13)**  
**Land Use Zoning Ordinance Definitions**

**SECTION 8 DEFINITIONS**

.  
.  
.

**AIR LANDING SITE:** ~~An airport, seaplane port, helicopter landing place and accessory uses.~~

.  
.  
.

**BACK LOT:** A lot that does not have minimum lot width abut on a public or private road and but has direct access to a public or private way that meets the standards of Section 6B.6.

.  
.  
.

**BULK STORAGE:** The storage of chemicals, petroleum products, grains, and other materials in structures for subsequent resale to distributors or retail dealers or outlets. Bulk storage is a warehousing and wholesaling operation.

.  
.  
.

**CODE ENFORCEMENT OFFICER:** A person appointed by the Municipal Officers to administer and enforce this Code.

.  
.  
.

**CONSTRUCTION EQUIPMENT:** Heavy machinery and tools that are used to build and maintain various types of infrastructure and buildings. Construction equipment include bulldozers, excavators, cranes, backhoes, and dump trucks.

.  
.  
.

**EXCAVATION:** The removal or recovery by any means whatsoever of soil, rock minerals, mineral substances, or organic substances other than vegetation from water or land, on or beneath the surface thereof or beneath the land surface, whether exposed or submerged.

.  
.  
.

**FILL:** Sand, gravel, earth or other material of any composition placed or deposited.

**FILLING:** The process of depositing fill in a low-lying area. [

.  
.  
.



~~**MANUFACTURED HOMES OR HOUSING:** Those units constructed after June 15, 1976, commonly called "newer mobile homes," which the manufacturer certifies are constructed in compliance with the United States Department of Housing and Urban Development standards, meaning structures, transportable in one or more sections, which, in the traveling mode, are fourteen (14) body feet or more in width and are seven hundred fifty (750) or more square feet, and which are built on a permanent chassis and designed to be used as dwellings, with or without permanent foundations, when connected to the required utilities, including the plumbing, heating, air conditioning and electrical systems contained therein; except that the term shall include any structure which meets all the requirements of this paragraph, except the size requirements and with respect to which the manufacturer voluntarily files a certification required by the Secretary of the United States Department of Housing and Urban Development and complies with the standards established under the National Manufactured Housing Construction and Safety Standards Act of 1974, United States Code, Title 42, Section 5401, et seq.~~

~~**MANUFACTURED HOMES/HOUSING:** A structural unit or units designed to be used as a dwelling or dwellings and constructed in a manufacturing facility and then transported by the use of its own chassis or placement on an independent chassis to a building site. The term includes any type of building that is constructed at a manufacturing facility and then transported to a building site where it is utilized for housing and that may be purchased, sold, offered for sale or brokered by a licensee in the interim. For purposes of this Act, 3 types of manufactured housing are included.~~

- .
- .
- .

~~**MIXED-USE BUILDING:** *A building that contains a mixture of residential and non-residential uses.*~~

- .
- .
- .

~~**OFFICE BUILDING:** A building used primarily for conducting the affairs of a business, profession, service, or industry.~~

- .
- .
- .

~~**RETAIL STORE:** An establishment engaging in the selling of goods and merchandise to the general public.~~

**Appendix G (Article 18; pg. 13)**  
**Subdivision Ordinance**

**5. GENERAL REQUIREMENTS**

.  
. .  
.

**5.17 Affordable Housing Density Bonus**

5.17.1 Purpose.

This section provides for a density bonus for the creation of affordable dwelling units pursuant to 30-A M.R.S. § 4364. Applicants can either use Section 15.17 or Section 15.16. They cannot use both.

15.17.2 Applicability

For projects that choose to use the provisions of Section 15.17, the standards of Section 15.16 do not apply.

15.17.3 Definitions.

1. Affordable Housing Development. A development composed of single-family dwellings, two-family dwellings, or multi-family dwellings and,
  1. For rental housing, in which a household whose income does not exceed 80% of the area median income can afford 51% or more of the units in the development without spending more than 30% of the household's monthly income on housing costs;
  2. For owned housing, in which a household whose income does not exceed 120% of the area median income can afford 51% or more of the units in the development without spending more than 30% of the household's monthly income on housing costs.
  3. For purposes of this definition, "housing costs" means: (a) for a rental unit, the cost of rent and any utilities (electric, heat, water, sewer, and/or trash) that the household pays separately from the rent; and (b) for an ownership unit, the cost of mortgage principal and interest, real estate taxes (including assessments), private mortgage insurance, homeowner's insurance, condominium fees, and homeowners' association fees.
  
2. Area Median Income. For the purposes of this definition, "area median income" means the midpoint of a region's income distribution calculated on an annual basis by the U.S. Department of Housing and Urban Development

(“HUD”). For purposes of this definition, “region” is considered Hancock County.

3. Base Density. The maximum number of units allowed on a lot not used for affordable housing based on the dimensional requirements listed for the zone(s) in which the lot is located. This does not include any other density bonuses, transferable development rights, or other similar means that could increase the density of lots not used for affordable housing.

#### 15.17.4 Affordable Housing Density Bonus.

A residential or mixed-use development shall be allowed a maximum dwelling unit density of up to 2.5 times the base density permissible in the underlying land use district if, after completion of the project, more than half of the total dwelling units, existing and new, on the same lot are affordable (as defined above) for a period of at least 30 years. The density bonus may not be applied to non-conforming lots. If a fraction results when calculating the density bonus, the number of units shall be rounded down to the nearest whole number.

#### 15.17.5 Location.

An affordable housing development must be located in a Growth Area defined in the Town's most recently adopted Comprehensive Plan, or served by a public, special district, or other centrally managed water system and a public, special district, or other comparable/engineered sewer system. Notwithstanding the foregoing requirement, the Town has no obligation to provide, install, or extend public sewer or water to any development.

#### 15.17.6 Water and Wastewater Requirements.

1. The applicant must provide written verification that each proposed unit within the affordable housing development will be connected to adequate water and wastewater services.
2. The applicant must make adequate provision for the long-term maintenance, repair, and improvement of any (i) individual private septic system, (ii) comparable/engineered sewer systems, (iii) individual private wells, and (iv) public water systems proposed to serve the units within the affordable housing development, including a process of collection and enforcement to obtain capital improvement funds from the developer (for rental housing) or the unit owners (for owned housing).

#### 15.17.7 Minimum Lot Sizing for Septic.

The subject property complies with minimum lot size requirements in accordance with 12 M. R. S. Chapter 423-A, as amended, if subsurface wastewater disposal is proposed.

15.17.8 Parking.

No more than 2 off-street parking spaces are required for every 3 units.

15.17.9 Long-Term Affordability.

More than half of the total dwelling units in the affordable housing development must be designated as affordable rental units or affordable homeownership units. The owner of the affordable housing development must execute a restrictive covenant, in form acceptable to the Planning Board and for the benefit of and enforceable by the Town or a third party acceptable to the Planning Board, recorded in the Hancock County Registry of Deeds, to ensure that for at least 30 years after completion of construction, occupancy of all of the dwelling units designated affordable in the affordable housing development remains limited to households at or below 80% (for rental housing) or 120% (for owned housing) of the local area median income at the time of initial occupancy. The restrictive covenant must run with the land and encumber the affordable housing development, be binding upon the developer (for rental housing) or the unit owners (for owned housing) and their successors and assigns, and inure to the benefit of and be enforceable by the Town and a third party acceptable to the Planning Board.

15.17.10 Phase Project.

For phased projects, the Town may issue Certificates of Occupancy for dwelling units in a phase of a project only if a sufficient number of affordable dwelling units, subject to an affordable housing agreement consistent with 15.17.8 above, are included in the phase so that more than one-half of the total number of dwelling units that will be approved for occupancy, as evidenced by Certificates of Occupancy, at the end of the phase constitute affordable dwelling units.

15.17.11 Shoreland Zoning.

An affordable housing development must comply with shoreland zoning requirements established by the Department of Environmental Protection under Title 38, Chapter 3, and municipal shoreland zoning ordinances.

**Appendix H (Article 19; pg. 13)**  
**Marine and Freshwater Structures**

**SECTION 3 LAND USE DISTRICTS**

.  
.  
.

**3.4 Permitted, Conditional, and Excluded Uses by District:**

All land use activities, as indicated in the following table, shall conform with all of the applicable land use standards in Sections 6.A., 6.B., and 6.C. The district designation for a particular site shall be determined from the Official Land Use Zoning map.

- P Use allowed without a permit** (but the use must comply with all applicable land use standards)
- C Use allowed with conditional use approval from the Planning Board** Use allowed with conditional use approval from the Planning Board, except where the code enforcement officer may authorize minor changes in the placement and size of improvements for an approved conditional use permit
- X Use is prohibited**
- CEO Use allowed with a permit from the code enforcement officer**

.  
.  
.

Section 3.4 Permitted, Conditional, and Excluded Uses by District

| <b>DISTRICTS:</b>                                                                                                                                                                    |      |     |      |      |    |    |   |    |    |                 |
|--------------------------------------------------------------------------------------------------------------------------------------------------------------------------------------|------|-----|------|------|----|----|---|----|----|-----------------|
| <b>LAND USE:</b>                                                                                                                                                                     | VR 1 | R 1 | SR 1 | RW 2 | VC | SC | C | RP | SP | VR3             |
|                                                                                                                                                                                      | VR 2 | R 2 | SR 2 | RW 3 |    |    |   |    |    |                 |
|                                                                                                                                                                                      |      |     | SR 3 |      |    |    |   |    |    |                 |
|                                                                                                                                                                                      |      |     | SR 5 |      |    |    |   |    |    |                 |
| <b>ESSENTIAL SERVICES</b>                                                                                                                                                            |      |     |      |      |    |    |   |    |    |                 |
| Permanent Piers, Docks, Wharves, Bridges, and other Structures and Uses Extending over or below the Normal High-Water line or within a wetland (refer to Section 6C.7) <sup>13</sup> | X    | C   | C    | C    | X  | C  | C | X  | X  | C <sup>12</sup> |

Note: Some footnotes have been deleted. – namely 1,2,3 & 5.

<sup>4</sup> Provided that a variance from the setback requirement is obtained from the Board of Appeals; otherwise, the setback is 75 feet. Any Excavation or Filling must be limited to that necessary for the construction of approved structures.

<sup>6</sup> See further restrictions in Section 6C.5.2

<sup>7</sup> Only as provided in Section 6C.9.3

<sup>8</sup> Single family residential structures may be allowed by special exception only according to the provisions of Section 7.5.3, Special Exceptions. Two-family residential structures are prohibited.

<sup>9</sup> Permit not required but must file a written "notice of intent to construct" with CEO.

<sup>10</sup> Timber Harvesting is regulated by the Bureau of Forestry in the Department of Agriculture, Conservation and Forestry.

<sup>11</sup> Mobile Food Vendors are allowed to operate without a permit or license for limited time events (up to three consecutive days and maximum of two events per year on the same property).

However, written property owner authorization is required to be posted for any Mobile Food Vendor activity on private property, regardless of whether or not a permit is required.

<sup>12</sup> Uses only allowed if associated with hotel/motel use

<sup>13</sup> Marine structures that are less than 10 feet in length and which remain in or over the water for less than seven (7) months in any period of twelve (12) consecutive months only require a permit from the Code Enforcement Officer (state and federal permits may still be needed).

.  
. .

## SHORELAND ZONING STANDARDS

**Land Use Standards.** All land use activities within the shoreland zone shall conform with the following provisions, if applicable.

.  
. .

### **6C.7 Marine and Freshwater Structure Performance Standards Piers, Docks, Wharves, Bridges, and other Structures and Uses Extending over or below the Normal High-Water line or within a wetland**

**Requirement.** ~~All marine structures shall require Conditional Use Approval of the Planning Board and compliance with the performance standards below before Conditional Use Approval will be granted. The Planning Board or Code Enforcement Office may require the submission of an environmental impact assessment on natural areas and may require mitigation measures such as 1.) Changes in the design and/or location of the marine structure, and/or 2.) Changes in the magnitude of activities on the marine structure.~~ Bridges and other crossings not involving earthwork, do not require a permit.

**The performance standards** are as follows:

Commercial and public marine structures are exempt from requirements 13 through 16.

.  
. .

8. **Height limit.** Except in the Shoreland Commercial District, structures built on, over or abutting a pier, dock, wharf, or other structure extending below the normal high-water line of a water body or within a wetland shall not exceed twenty (20) feet in height above the pier, wharf, dock, or other structure.

~~9. Conditional use permit required. Piers, docks, floats, wharves, breakwaters, causeways, marinas, bridges more than 20 feet in length, and permanent uses projecting into water bodies from normal high water line shall require Conditional Use Approval of the Planning Board. The Planning Board may issue guidelines to ensure compliance with state laws.~~

- .
- .
- .

**SECTION 8 DEFINITIONS.**

- .
- .
- .

**MARINE STRUCTURE:** Piers, docks, floats, wharves, bridges ~~over ten (10) feet in length~~, and other marine structures extending over or below the normal high-water line of a water body or within a wetland.

**Appendix I (Article 22; pg. 16)**  
**Short-Term/Vacation Rental Licensing Ordinance**

**Town of Mount Desert**  
**Short-Term/Vacation Rental Licensing Ordinance**

**I. Purpose**

The Town of Mount Desert recognizes that the ability for some year-round property owners to rent their residential dwelling unit and/or accessory dwelling unit as a short-term rental has contributed to their ability to remain as a year-round resident of the Town of Mount Desert. At the same time, there are legitimate concerns about the increase in number of vacation rentals and the undue impacts they can have on the year-round community and quality of life of the Town. The purpose of this ordinance is to establish a licensing program to enable the Town of Mount Desert to monitor, track, and regulate short-term rentals and vacation rentals in the Town and to institute performance standards intended to protect property owners, renters, and neighbors from potential negative impacts.

**II. Applicability**

- A. This Ordinance only regulates business licensing of rental units and does not constitute land use regulation.
- B. For the purposes of this ordinance a seasonal vacation rental shall be treated the same as a short-term rental.
- C. Permitted short-term rentals and vacation rentals. Residential dwelling units may be used as short-term rentals or vacation rentals upon the issuance of a short-term rental or vacation rental license for the premises in accordance with the requirements of this ordinance.
- D. Prohibited short-term rentals and vacation rentals. No person may offer for rent, operate, or otherwise use any residential dwelling unit in the Town of Mount Desert for short-term rentals or vacation rentals if such person has not secured and maintained a valid short-term rental or vacation rental license for the premises.
- E. Lodging establishments exempt. The following lodging establishment uses are exempt from the licensing requirements and standards of this chapter: hotels, motels, bed-and-breakfasts, boarding houses, and inns.
- F. A short-term rental or vacation rental does not include dwelling units that are rented for less than a total of 15 days in a calendar year or when relatives and friends stay for no monetary compensation.

**III. Validity and Severability**

If any provision of this chapter shall be found to be invalid or unconstitutional, such invalidity shall not affect the remaining provisions of this chapter and, to that end, the provisions of this chapter are hereby declared severable.



#### **IV. Definitions**

As used in this chapter, the following terms shall have the meanings indicated:

LICENSEE – The holder of a license to operate a short-term rental or vacation rental.

OWNER — An individual person or persons or an entity that is the owner of record of real property as documented by deed or other document evidencing ownership recorded at the Hancock County Registry of Deeds or Registry of Probate.

RESIDENTIAL DWELLING UNIT —This term shall have the meaning provided for that term in the Town of Mount Desert Land Use Zoning Ordinance, as may be amended from time to time.

SEASONAL VACATION RENTAL - The rental of a seasonal dwelling unit, or portion thereof, for occupancy for dwelling, sleeping or lodging purposes for periods of fewer than twenty-eight (28) consecutive nights, for compensation, directly or indirectly. These structures lack one or more of the basic amenities or utilities required for all-year or all-weather occupancy. The dwelling unit is occupied or used for less than 180 days per calendar year and water service (either via well or public water) is available only seasonally. For the purposes of this ordinance a seasonal vacation rental shall be treated the same as a short-term rental.

SHORT-TERM RENTAL — The rental of a dwelling unit, or portion thereof, for occupancy for dwelling, sleeping or lodging purposes for periods of fewer than twenty-eight (28) consecutive nights, for compensation, directly or indirectly. A short-term rental is owned by the licensee as their primary residence.

PRIMARY RESIDENCE – The dwelling unit a person or persons registers as their address for tax and government identification purposes, and where he or she resides for more than half of the year.

VACATION RENTAL – A residential dwelling unit, or portion thereof, that is not a primary residence and is rented to guests for dwelling, sleeping or lodging purposes for periods of fewer than twenty-eight (28) consecutive nights, for compensation, directly or indirectly, excluding motels, hotels, bed-and-breakfasts, boarding houses, and inns.

#### **V. Requirements**

- A. No short-term rental or vacation rental shall be advertised, rented, or operated without the owner first obtaining a short-term rental or vacation rental license. No short-term rental or vacation rental license shall be issued to an owner unless and until the short-term rental or vacation rental is in compliance with the requirements and standards of this ordinance.
- B. A short-term rental or vacation rental license shall be valid only for the calendar year in which the license is issued (i.e. all short-term rental and vacation rental licenses expire on December 31 of each year).
- C. The applicant shall provide all the information requested on the short-term rental or vacation rental license application form(s).

- D. Any time that a short-term rental or vacation rental application is submitted for a property, the applicant shall certify on the application that the proposed short-term rental or vacation rental property complies with the standards in this ordinance.
- E. A short-term rental or vacation rental may only be registered by the legal owner of the property or an authorized representative designated in writing.
- F. Non-refundable fees for a short-term rental licenses or vacation rental licenses shall be as adopted by order of the Board of Selectmen for the Town of Mount Desert, as may be amended from time to time. Such fee must be submitted with the application form at the time of registration and/or renewal.
- G. A registration number will be given to each unit registered. Registrations are limited to the dwelling unit for which they are issued and shall not be transferable to a different dwelling unit.

## **VI. License Application**

- A. All applications for short-term rental and vacation rental licenses shall be filed with the Town on forms provided for this purpose.
- B. At a minimum, each applicant for a short-term rental or a vacation rental license shall provide the following information:
  - 1. The street address of the property and unit number, if applicable.
  - 2. The name of the owner of the property and the owner's address or the owner's representative address and contact information.
  - 3. The number of short-term rental guests or vacation rental guests allowed.
  - 4. Emergency contact information.
  - 5. Whether the license is for a short-term rental or a vacation rental.
  - 6. Self-compliance affidavit indicating compliance with the standards of this ordinance.

## **VII. License Procedure – Short-Term Rentals**

- A. The first effective license cycle of this Ordinance will be from January 1, 2025 until December 31, 2025. Thereafter, short-term rental license renewals shall be required on an annual basis.
- B. Initial Annual License Cycle Application Period. Prior to the first effective license cycle, short-term rental license applications may be submitted to the Town any time prior to March 1, 2025.
- C. License Renewals. Short-term rental licenses shall expire on December 31 of each calendar year. Short-term rental license holders may renew such license by submitting a renewal application, via a renewal process established by the Town. Applications for renewals will be accepted until March 1 of each calendar year. Any renewal applications received after March 1 will be considered late and will be subject to a late fee at a rate established by the Mount Desert Board of Selectmen.

- D. First time applications following March 1, 2025. First time license applications after March 1, 2025, may be completed at any time during a calendar year. For the purposes of this Ordinance “first time applications” shall include property owners wishing to license their short-term rental units for the first time, or after more than one year’s lapse of a previously issued license.

**VIII. License Procedure – Vacation Rentals.**

- A. The first effective license cycle of this Ordinance will be from January 1, 2025 until December 31, 2025. Thereafter, vacation rental license renewals shall be required on an annual basis.
- B. Initial Annual Registration Cycle. The first effective license cycle of this Ordinance will be from January 1, 2025 until December 31, 2025. License applications for vacation rentals may be submitted to the Town any time prior to March 1, 2025. Applications received after March 1, 2025 will be processed as first-time applications, per Section VIII.C on a space available basis until the limits described in Section VIII.E have been reached. After the initial registration cycle, any duly licensed vacation rental may continue operating as long as the license is current and renewed for the current calendar. If the license is not renewed by the expiration date, then the license expires, and the unit then loses the licensed protection provided by the registration.
- C. First time Applications. After the initial annual registration cycle, subject to the availability of vacation rental licenses, first time license applications may be submitted for processing at any time during a calendar year. For the purposes of this Ordinance, “first time applications” shall include property owners wishing to license their vacation rental units for the first time, or after more than one year’s lapse of a previously issued license.
- D. License Renewals. Vacation rental license holders may renew such license by submitting a renewal application, via a renewal process established by the Town. Applications for renewals will be accepted until March 1 of each calendar year. Any renewal applications received after March 1 will be considered late and will be subject to a late fee at a rate established by the Mount Desert Board of Selectmen. Late renewal applications will be processed with first-time applications on a space available basis until the limits described in Section VIII.E have been reached.
- E. Maximum number of vacation rental registrations.
  - 1. The Town-wide maximum number of vacation rental licenses that may be issued shall not exceed 10% of the Town's total number of dwelling units. The total number of dwelling units shall be determined by the Assessor as of April 1 of each year.
  - 2. There will be no cap on the number of applications for vacation rentals in the initial registration cycle. After the initial registration cycle, any duly licensed vacation rental may continue operating as long as the license is current and renewed for the current calendar. If the license is not renewed by the expiration date, then the license expires, and the unit then loses the licensed protection provided by the registration.
  - 3. In the event that the Board of Selectmen receives more applications during any subsequent registration cycle than the allowable number of licenses the town shall

establish a wait list. Licenses on the wait list shall be awarded on a space available basis based on the order in which the applications were received.

**IX. Transferability.**

- A. Short-term Rental Licenses. Short-term rental licenses issued under this ordinance shall be transferable to a new owner as of the day the new owner acquires possession of the property and shall expire at the end of that same calendar year, and shall be subject to treatment as a new "vacation rental" if the ownership and use by the new owner meets the definition of that term.
- B. Vacation Rental Licenses. Vacation rental licenses issued under this ordinance shall not be transferable to a new owner or location. Any change of ownership shall require a new license, except transfers of the real estate and related license in a permitted transfer.
  - 1. A "permitted transfer" is a transfer of the subject real estate and the related license to a permitted transferee. A "permitted transferee" includes 1) another current owner of the subject real estate; 2) the spouse, parent(s), child(ren) and/or grandchild(ren) of a current owner; 3) a trust for the benefit of a current owner, a current owner's spouse or parent(s), a current owner's child(ren) and/or grandchild(ren) of a current owner; or 4) for estate planning purposes, a trust, limited-liability company (LLC), corporation or other entity, as long as the beneficiaries of the trust or owners of the entity, as applicable, are a current owner, a current owner's spouse or parent(s) , a current owner's child(ren) and/or grandchild(ren) of a current owner. In the case of a transfer to a permitted transferee, the permitted transferee shall become a "licensee" and an "owner," and the definition of "permitted transferee" shall apply to the new licensee/owner.
- C. Licenses/owners shall be required to certify that they comply with the provisions of this section annually and that they have not engaged in any transfers, or been transferees in any transfers, that are not permitted transfers.
- D. Licenses are limited to the dwelling unit for which they are issued and shall not be transferable to a different dwelling unit.

**X. Inspection.**

- A. The Code Enforcement Officer or designee may inspect the licensed premises to determine compliance with the standards of this ordinance. However, said inspection shall not be required as a condition of license issuance.

**XI. Notice.**

- A. The licensee must post a notice that identifies the short-term rental or vacation rental license number and the name, address, telephone number(s), and email address of the owner's local contact person, and the maximum number of short-term rental or vacation rental guests allowed. This notice shall be readily available inside each dwelling being used as a short-term rental or vacation rental.

## **VI. Standards**

At the time of issuance of a license, and at all times during the continuance of a short-term rental or vacation rental license, the following minimum standards shall be met.

- A. The property taxes and any other applicable town fees associated with the short-term rental or vacation rental property shall not be in arrears;
- B. Street numbers, if applicable, shall be compliant with Town 911 standards.
- C. Smoke alarms. Smoke alarms shall be installed in each bedroom, outside each separate area used for sleeping, and on each story of the short-term rental unit (including in basements and in habitable attics).
- D. Carbon Monoxide Detectors. Carbon monoxide detectors shall be installed in compliance with Title 25 of the Maine Revised Statutes, as may be amended from time to time (25 M.R.S. § 2468, as amended).
- E. Fuel Gas Detectors. Fuel gas detectors shall be installed in compliance with 25 M.R.S. § 2469, as amended.
- F. Subsurface wastewater disposal system. The short-term rental or vacation rental must have a subsurface wastewater disposal system that complies with all applicable standards of the Subsurface Wastewater Disposal Rules.
- G. Portable fire extinguishers. At least one appropriately sized portable fire extinguisher shall be mounted in a prominent location within the short-term rental or vacation rental unit.
- H. Parking. Short-term rental or vacation rental guests and their guests are prohibited from parking in a manner that impedes access by emergency vehicles to the property or any other property in the neighborhood
- I. Advertising. It shall be unlawful to advertise occupancy or use of a short-term rental or vacation rental that has not been licensed. Licensed short-term rentals or vacation rentals in good standing may advertise for use or occupancy beyond the current licensing year. For the purposes of this section, the term "advertise" shall mean any form of communication for marketing that is used to encourage, persuade, or direct viewers, readers or listeners to contract for units, goods and/or services as may be viewed through various media included, but not limited to, newspapers, magazines, flyers, handbills, television commercials, radio, signage, direct mail, websites or text messages. The short-term rental or vacation rental advertising must be consistent with the terms of the short-term/vacation rental license.
- J. Trash shall be removed from the short-term rental or vacation rental unit on at least a weekly basis while the property is being rented as a short-term/vacation rental.
- K. Occupancy limits. The maximum occupancy of a short-term rental or a vacation rental shall be limited to no more than two guests per bedroom, plus two additional guests total for the entire dwelling unit. By way of example, the maximum capacity for a three-bedroom dwelling short-term rental or vacation rental is eight guests (i.e., three bedrooms multiplied

by two short-term rental or vacation rental guests, plus an additional two short-term rental or vacation rental guests, for a total of eight short-term rental or vacation rental guests).

## **VII. Violations and Enforcement**

### **A. Violations and Enforcement**

1. Violation of operation without a registration. It shall be a violation of this Ordinance for any person to advertise for rent, rent, or operate a short-term rental or vacation rental without a valid license.
2. Violation of registration. The Code Enforcement Department shall enforce the provisions of this Ordinance and the terms and conditions of licenses issued hereunder, and the Code Enforcement Officer or designee shall have authority to investigate all alleged violations of this Ordinance or of said licenses. If after investigation, the Code Enforcement Officer or designee finds that any provision of this ordinance or any term or condition of any such license is being violated, written notice of such violation shall be given to the owner and/or to any other person responsible for such violation by certified mail, return receipt requested. Such a notice shall describe the nature of the violation and the action that needs to be taken within a reasonable time (as determined by the Code Enforcement Officer or designee) to correct the violation, including discontinuance of the illegal use of land, buildings, structures or units. A copy of such notice shall be submitted to the Select Board and shall be maintained as a permanent record.

### **B. Enforcement; Fines and Penalties**


If, after notice given by the Code Enforcement Officer or designee, the violation is not abated or corrected, any person who continues to violate any provision of the Ordinance or license issued hereunder shall be subject to fines and penalties as set forth in a penalty schedule established by the Board of Selectmen. Each day of each violation shall be considered a separate violation. Any such fines or penalties may be in addition to any suspension or revocation imposed in accordance with other provisions of this ordinance. The Board of Selectmen or its authorized agent(s) are hereby authorized to enter into administrative consent agreements for the purposes of eliminating violations of this Ordinance.

In addition to local administrative proceedings to address violations of this Ordinance, the Town may also institute, or cause to be instituted, any and all actions, legal or equitable, that may be appropriate or necessary for the enforcement of the provisions of this Ordinance. In any administrative enforcement or court action, the Town may seek injunctive relief in addition to fines and penalties. The Town shall be entitled to recover its costs of enforcement, including its reasonable attorneys' fees, court costs, and out-of-pocket expenses.

### **C. Appeals**

The Board of Appeals may, upon written application of an aggrieved party received by the Town Office within 30 days of any decision or enforcement action by a municipal official or municipal body that interprets or applies this Ordinance, hear appeals from such decision. For purposes of this section, the term "decision" is limited to an order, decision, or enforcement action made in writing by the Code Enforcement Officer or designee.

Appendix J (Article 28; pg. 17)  
Denning Brook and Timber Ridge Map



Appendix K (Article 30; pg. 19)  
Sidewalks

Somesville Sidewalk Improvements





# Seal Harbor Sidewalk Improvements

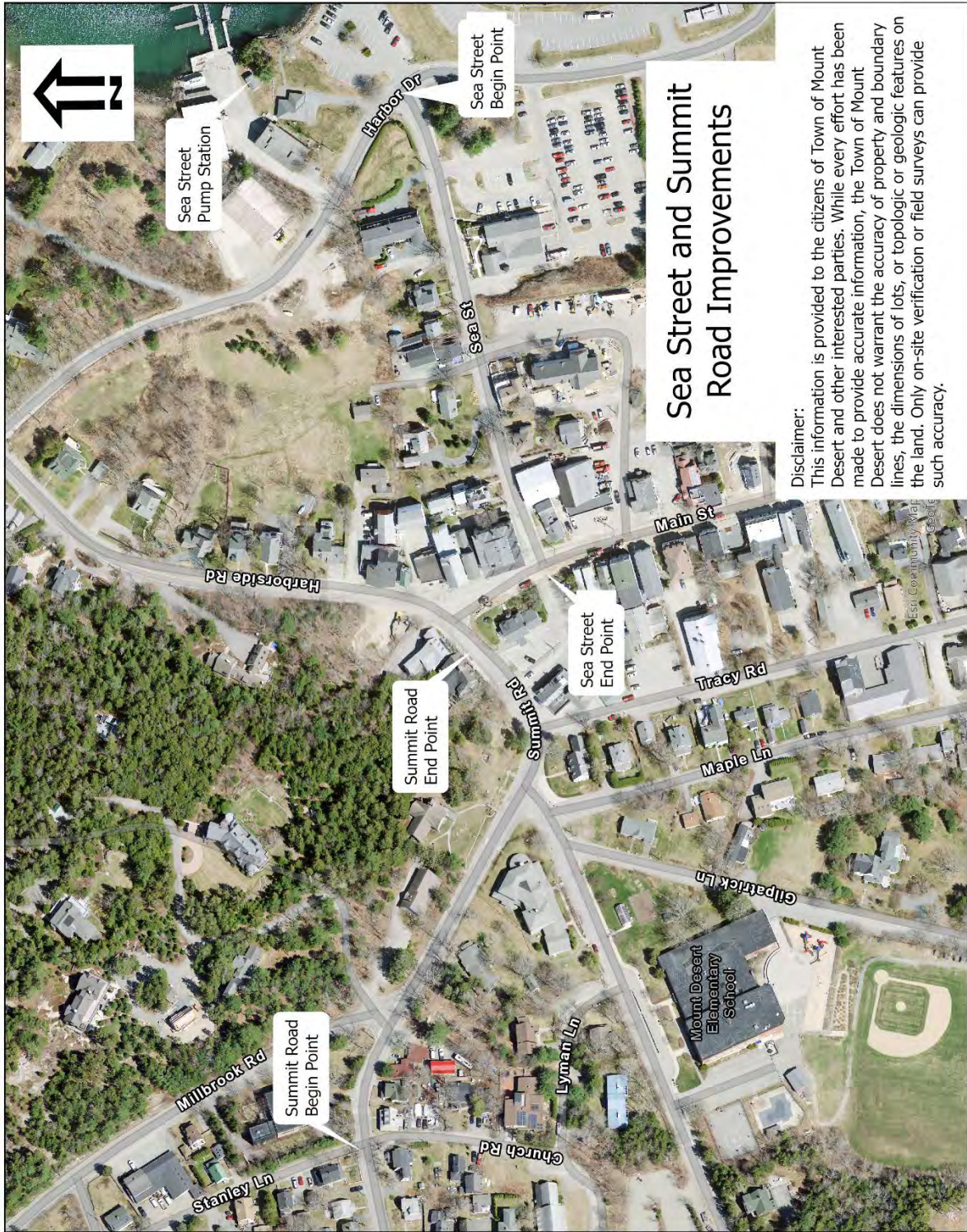


Appendix L (Article 31; pg. 20)  
Grey Cow Parking and Old Firehouse Lane



Disclaimer:  
This information is provided to the citizens of Town of Mount Desert and other interested parties. While every effort has been made to provide accurate information, the Town of Mount Desert does not warrant the accuracy of property and boundary lines, the dimensions of lots, or topologic or geologic features on the land. Only on-site verification or field surveys can provide such accuracy.

**Appendix M (Article 32; pg. 21)  
Summit Road & Sea Street Rehabilitation**



**Sea Street and Summit Road Improvements**

**Disclaimer:**  
This information is provided to the citizens of Town of Mount Desert and other interested parties. While every effort has been made to provide accurate information, the Town of Mount Desert does not warrant the accuracy of property and boundary lines, the dimensions of lots, or topologic or geologic features on the land. Only on-site verification or field surveys can provide such accuracy.

## 2024-2025 Estimated Tax Rate

### 2024-2025 ESTIMATED TAX RATE

|                             | Proposed<br>F.Y. 2024-2025 | Last Year<br>F.Y. 2023-2024 | Increase /<br>(Decrease) | % Change     |
|-----------------------------|----------------------------|-----------------------------|--------------------------|--------------|
| Municipal Budget            | \$15,260,320               | \$14,130,731                | \$1,129,589              | 8.0%         |
| Elementary School           | \$5,039,078                | \$4,379,142                 | \$659,936                | 15.1%        |
| High School                 | \$3,992,876                | \$3,752,276                 | \$240,600                | 6.4%         |
| Hancock County Tax          | \$1,350,241                | \$1,157,710                 | \$192,531                | 16.6%        |
| <b>Total Budget</b>         | <b>\$25,642,515</b>        | <b>\$23,419,859</b>         | <b>\$2,222,656</b>       | <b>9.5%</b>  |
| Less Projected Revenues     | \$2,509,664                | \$2,815,157.00              | (\$305,493)              | -10.9%       |
| <b>Amount To Be Raised</b>  | <b>\$23,132,851</b>        | <b>\$20,604,702</b>         | <b>\$2,528,149</b>       | <b>12.3%</b> |
| Estimated Taxable Valuation | \$2,503,604,445            | \$2,378,604,445             | \$125,000,000            | 5.3%         |
| <b>Estimated Tax Rate</b>   | <b>\$9.28</b>              | <b>\$8.72</b>               | <b>\$0.56</b>            | <b>6.4%</b>  |

|                                            |        |              |                           |        |
|--------------------------------------------|--------|--------------|---------------------------|--------|
| 2024-2025 taxable valuation * mill rate of | \$9.28 | \$23,233,449 | 2023-2024 Tax Rate        | \$8.72 |
| 2024-2025 amount to be raised              |        | \$23,132,851 | 2024-2025 Tax Rate        | \$9.28 |
| Estimated Overlay                          |        | \$100,598    | % Increase In Tax<br>Rate | 6.4%   |

Each \$0.10 on the tax rate raises \$250,400

|                         |        |                          |             |
|-------------------------|--------|--------------------------|-------------|
| To Reduce Mill Rate by: | \$0.10 | Requires either reducing | \$250,400   |
|                         | \$0.20 | spending or increasing   | \$500,700   |
|                         | \$0.30 | revenues by some         | \$751,100   |
|                         | \$0.40 | combination thereof.     | \$1,001,400 |
|                         | \$0.50 |                          | \$1,251,800 |
|                         | \$0.60 |                          | \$1,502,200 |
|                         | \$0.70 |                          | \$1,752,500 |
|                         | \$0.80 |                          | \$2,002,900 |
|                         | \$0.90 |                          | \$2,253,200 |
|                         | \$1.00 |                          | \$2,503,600 |

## 2024 Municipal Property Tax Levy Limit Worksheet

### 2024 MUNICIPAL PROPERTY TAX LEVY LIMIT WORKSHEET

Municipality: MOUNT DESERT      Contact Person\*: KYLE AVILA      Phone Number: \_\_\_\_\_

\* The Contact Person should be able to answer clarifying questions about the reported information.

The following two pages show how to calculate your municipality's property tax levy limit. Completing these pages is not mandatory, but doing so will help ensure that your municipality complies with Maine law on the rate of property tax increases. Information on new property, appropriations, and deductions should be collected from the assessor and the valuation book before completing these pages.

**Calendar Year Municipalities** - For communities with "calendar year" budgets, the use of the term 2022 refers to the budget year that ended at the end of 2022 or early 2023. The use of the term 2023 refers to the budget year that will end at the end of 2023 or in early 2024.

**Fiscal Year Municipalities** - For communities with "fiscal year" budgets, the use of the term 2023 refers to the July 1, 2022 to June 30, 2023 budget year. The use of the term 2024 refers to the July 1, 2023 to June 30, 2024 budget year.

#### LAST YEAR'S (2023) MUNICIPAL PROPERTY TAX LEVY LIMIT

This is the portion of 2023 property tax revenue used for municipal services.

- If last year the municipality committed LESS THAN or EQUAL TO the limit, enter last year's **limit** on Line 1 below.
- If last year the municipality voted to EXCEED the limit ONCE (just last year), enter last year's **limit** on Line 1 below.

1. **LAST YEAR'S MUNICIPAL PROPERTY TAX LEVY LIMIT** \$11,687,966

OR

- If last year the municipality voted to INCREASE the limit PERMANENTLY, complete Steps A-D below. The information needed for this calculation is on the *Municipal Tax Assessment Warrant*, filed in the Valuation Book.

- |                                                                                                                                                                                                |                     |
|------------------------------------------------------------------------------------------------------------------------------------------------------------------------------------------------|---------------------|
| A. Last year's Municipal Appropriations (2023 Municipal Tax Assessment Warrant)                                                                                                                | <u>\$14,130,731</u> |
| B. Last year's Total Deductions (2023 Municipal Tax Assessment Warrant)                                                                                                                        | <u>\$2,841,825</u>  |
| C. If necessary, enter any revenue included in Total Deductions that paid for non-municipal appropriations, such as schools. (If all deductions paid for municipal appropriations, enter "0".) | <u>\$ _____</u>     |
| D. Add Lines A and C, and subtract Line B. Enter result on Line 1 above.                                                                                                                       | <u>\$11,288,906</u> |

#### CALCULATE GROWTH LIMITATION FACTOR

- Each municipality's Growth Limitation Factor is based on local property growth and statewide income growth.

- |                                                                                                                                                                   |                        |
|-------------------------------------------------------------------------------------------------------------------------------------------------------------------|------------------------|
| 2. Total New Taxable Value of lots (splits), buildings, building improvements, and personal property first taxed on April 1, 2023 (or most recent year available) | <u>\$14,428,100</u>    |
| 3. Total Taxable Value of Municipality on April 1, 2023 (or most recent year available)                                                                           | <u>\$2,367,862,711</u> |
| 4. Property Growth Factor (Line 2 divided by Line 3)                                                                                                              | <u>0.0061</u>          |
| 5. Income Growth Factor (provided by the Department of Administrative & Financial Services)                                                                       | <u>0.0469</u>          |
| 6. Growth Limitation Factor (Line 4 plus Line 5)                                                                                                                  | <u>0.0530</u>          |
| 7. Add 1 to the Growth Limitation Factor calculated in Line 6.<br>(For example, if Line 6 is 0.0362, then enter 1.0362 on Line 7.)                                | <u>1.0530</u>          |

### 2024 MUNICIPAL PROPERTY TAX LEVY LIMIT WORKSHEET

**CALCULATE 2023-2024 CHANGE IN REVENUE SHARING (previously "NET NEW STATE FUNDS")**

- Determine if revenue sharing increased or decreased. Years refer to municipal fiscal year.

|                                                                                                                       |                  |
|-----------------------------------------------------------------------------------------------------------------------|------------------|
| <b>8.</b> 2023 Municipal Revenue Sharing                                                                              | <u>\$154,352</u> |
| <b>9.</b> 2024 Estimated Municipal Revenue Sharing                                                                    | <u>\$162,881</u> |
| <b>10.</b> If Line 8 is greater than Line 9, then calculate Line 8 minus Line 9. Enter result at right; skip Line 11. | <u>\$</u>        |
| <b>11.</b> If Line 9 is greater than Line 8, then complete 11A & 11B below.                                           |                  |
| A. Multiply Line 8 by Line 7.                                                                                         | <u>\$162,533</u> |
| B. Calculate Line 9 minus Line 11A. If result is negative, enter "0".                                                 | <u>\$348</u>     |

**CALCULATE THIS YEAR'S (2024) MUNICIPAL PROPERTY TAX LEVY LIMIT**

- This year's Property Tax Levy Limit is last year's limit increased by the Growth Factor and adjusted for revenue sharing.

|                                                                                                                                         |                     |
|-----------------------------------------------------------------------------------------------------------------------------------------|---------------------|
| <b>12</b> Apply Growth Limitation Factor to last year's limit. (Line 1 multiplied by Line 7)                                            | <u>\$12,307,428</u> |
| <b>13 THIS YEAR'S MUNICIPAL PROPERTY TAX LEVY LIMIT</b>                                                                                 |                     |
| If Line 9 is greater than Line 8 (revenue sharing increased), you <u>MUST</u> subtract Line 11B from Line 12. This is <u>required</u> . |                     |
| OR If Line 9 is less than Line 8 (revenue sharing decreased), you <u>MAY</u> add Line 10 to Line 12. This is <u>optional</u> .          |                     |
| - Enter result at right.                                                                                                                | <u>\$12,307,080</u> |

**CALCULATE THIS YEAR'S (2024) MUNICIPAL PROPERTY TAX LEVY**

- The information needed for this calculation is on the 2024 Municipal Tax Assessment Warrant, filed in the Valuation Book. Use estimates if necessary.


|                                                                                                                                                                                                       |                     |
|-------------------------------------------------------------------------------------------------------------------------------------------------------------------------------------------------------|---------------------|
| <b>A.</b> This year's Municipal Appropriations (2024 Municipal Tax Assessment Warrant)                                                                                                                | <u>\$15,260,320</u> |
| <b>B.</b> This year's Total Deductions (2024 Municipal Tax Assessment Warrant)                                                                                                                        | <u>\$2,509,664</u>  |
| <b>C.</b> If necessary, enter any revenue included in Total Deductions that paid for non-municipal appropriations, such as schools. (If all deductions paid for municipal appropriations, enter "0".) | <u>\$0</u>          |
| <b>14 THIS YEAR'S MUNICIPAL PROPERTY TAX LEVY</b> (Add Lines A and C, and subtract Line B)                                                                                                            | <u>\$12,750,656</u> |

|                                                                                                                                                                                                                                         |                                                          |
|-----------------------------------------------------------------------------------------------------------------------------------------------------------------------------------------------------------------------------------------|----------------------------------------------------------|
| <b>15</b> COMPARE this year's MUNICIPAL PROPERTY TAX LEVY to the LIMIT (Line 13 minus Line 14)<br>(If the result is <b>negative</b> , then this year's municipal property tax levy is greater than the limit and a vote must be taken.) | <u><b>(\$443,576)</b></u>                                |
| <b>16</b> Did the municipality vote to <u>EXCEED</u> the limit <u>ONCE</u> (just this year)?<br>(Voting to exceed the limit means the municipality will calculate next year's limit based on line 13.)                                  | <input type="checkbox"/> NO <input type="checkbox"/> YES |
| If "yes", please describe why:<br>_____<br>_____                                                                                                                                                                                        |                                                          |
| <b>17</b> Did the municipality vote to <u>INCREASE</u> the limit <u>PERMANENTLY</u> (for current and future years)?<br>(Voting to increase the limit means the municipality will calculate next year's limit based on line 14.)         | <input type="checkbox"/> NO <input type="checkbox"/> YES |
| If "yes", please describe why:<br>_____<br>_____                                                                                                                                                                                        |                                                          |

**2024 MUNICIPAL PROPERTY TAX LEVY LIMIT WORKSHEET**

The Registrar gives notice that she will be in session at her office, 21 Sea Street, Northeast Harbor, in said Town of Mount Desert on last 5 business days before the Town Meeting (May 6, 2024) from nine o'clock in the forenoon to four thirty o'clock in the afternoon of each day, and from five o'clock to seven o'clock in the evening on WEDNESDAY (May 1, 2024) before the Town Meeting for the purpose of receiving applications of persons claiming the right to vote in said Town.

Given under our hands at Mount Desert this 18<sup>th</sup> day of March 2024, the Selectboard of the Town of Mount Desert:



John Macauley, Chairman



Wendy Littlefield, Vice Chairman



Geoffrey Wood, Secretary



Martha T. Dudman



James F. Moders

Attest: A True Copy

\_\_\_\_\_  
Town Clerk, Mount Desert

| ACCOUNTS FOR:<br>General Fund | 2025 2024-2025 | Budget Projection         | 2023<br>ACTUAL | 2024<br>ORIG BUD | 2024<br>REVISED BUD | 2024<br>ACTUAL | 2025<br>DEPT REQ | PCT<br>CHANGE |
|-------------------------------|----------------|---------------------------|----------------|------------------|---------------------|----------------|------------------|---------------|
|                               |                |                           |                |                  |                     |                |                  |               |
| 200 Governing Body            |                |                           |                |                  |                     |                |                  |               |
| 201 Board of Selectmen        |                |                           |                |                  |                     |                |                  |               |
| 51140 CLERICAL                |                |                           |                |                  |                     |                |                  |               |
| 1220001 51140                 |                | BOS SECRETARY             | \$ 2,040       | \$ 2,750         | \$ 2,750            | \$ 1,158       | \$ 3,000         | 9.10%         |
|                               |                |                           |                |                  |                     |                |                  |               |
| 51170 ELECTED OFFICIALS       |                |                           |                |                  |                     |                |                  |               |
| 1220001 51170                 |                | BOARD OF SELECTMEN        | \$ 15,000      | \$ 15,000        | \$ 15,000           | \$ 7,500       | \$ 15,000        | 0.00%         |
|                               |                |                           |                |                  |                     |                |                  |               |
| 52020 WORKERS COMP            |                |                           |                |                  |                     |                |                  |               |
| 1220001 52020                 |                | WORKERS COMP              | \$ 1,073       | \$ 581           | \$ 581              | \$ 354         | \$ 581           | 0.00%         |
|                               |                |                           |                |                  |                     |                |                  |               |
| 52300 FICA                    |                |                           |                |                  |                     |                |                  |               |
| 1220001 52300                 |                | FICA                      | \$ 1,057       | \$ 1,085         | \$ 1,085            | \$ 537         | \$ 1,116         | 2.90%         |
|                               |                |                           |                |                  |                     |                |                  |               |
| 52310 MEDICARE                |                |                           |                |                  |                     |                |                  |               |
| 1220001 52310                 |                | MEDICARE                  | \$ 247         | \$ 254           | \$ 254              | \$ 126         | \$ 261           | 2.80%         |
|                               |                |                           |                |                  |                     |                |                  |               |
| 53900 MISC SUPPLIES           |                |                           |                |                  |                     |                |                  |               |
| 1220001 53900                 |                | BOS EXPENSE               | \$ -           | \$ 500           | \$ 500              | \$ -           | \$ 500           | 0.00%         |
|                               |                |                           |                |                  |                     |                |                  |               |
| 53910 WARR COMM/BD EXPENSE    |                |                           |                |                  |                     |                |                  |               |
| 1220001 53910                 |                | WARRANT COMMITTEE EXPENSE | \$ -           | \$ 600           | \$ 600              | \$ -           | \$ 600           | 0.00%         |
|                               |                |                           |                |                  |                     |                |                  |               |
| 54100 TRAINING                |                |                           |                |                  |                     |                |                  |               |
| 1220001 54100                 |                | TRAINING                  | \$ -           | \$ 500           | \$ 500              | \$ 70          | \$ 500           | 0.00%         |
|                               |                |                           |                |                  |                     |                |                  |               |
| 54500 LEGAL                   |                |                           |                |                  |                     |                |                  |               |
| 1220001 54500                 |                | LEGAL                     | \$ -           | \$ 5,000         | \$ 5,000            | \$ -           | \$ 5,000         | 0.00%         |
|                               |                |                           |                |                  |                     |                |                  |               |
| 56100 TRAVEL                  |                |                           |                |                  |                     |                |                  |               |
| 1220001 56100                 |                | TRAVEL                    | \$ -           | \$ 500           | \$ 500              | \$ -           | \$ 500           | 0.00%         |
|                               |                |                           |                |                  |                     |                |                  |               |
| 59350 CONTINGENCY             |                |                           |                |                  |                     |                |                  |               |
| 1220001 59350                 |                | CONTINGENCY               | \$ 1,898       | \$ 10,000        | \$ 10,000           | \$ -           | \$ 10,000        | 0.00%         |
|                               |                |                           |                |                  |                     |                |                  |               |



| ACCOUNTS FOR: |                           | 2023             | 2024             | 2024             | 2024            | 2024             | 2024            | 2025 | PCT |
|---------------|---------------------------|------------------|------------------|------------------|-----------------|------------------|-----------------|------|-----|
| General Fund  |                           | ACTUAL           | ORIG BUD         | REVISED BUD      | ACTUAL          | DEPT REQ         | CHANGE          |      |     |
| <b>TOTAL</b>  | <b>Board of Selectmen</b> | <b>\$ 21,315</b> | <b>\$ 36,770</b> | <b>\$ 36,770</b> | <b>\$ 9,744</b> | <b>\$ 37,058</b> | <b>\$ 0.80%</b> |      |     |
|               | 201 Municipal Management  |                  |                  |                  |                 |                  |                 |      |     |
|               | 210 Town Management       |                  |                  |                  |                 |                  |                 |      |     |
|               | 51100 DEPT HEAD           |                  |                  |                  |                 |                  |                 |      |     |
| 1220110       | 51100 TOWN MANAGER        | \$ 100,641       | \$ 111,680       | \$ 111,680       | \$ 78,250       | \$ 116,851       | 4.60%           |      |     |
|               |                           |                  |                  |                  |                 |                  |                 |      |     |
|               | 51140 CLERICAL            |                  |                  |                  |                 |                  |                 |      |     |
| 1220110       | 51140 CUST SVC-CLERICAL   | \$ 110,524       | \$ 131,034       | \$ 131,034       | \$ 84,296       | \$ 148,285       | 13.20%          |      |     |
|               |                           |                  |                  |                  |                 |                  |                 |      |     |
|               | 51440 PART TIME           |                  |                  |                  |                 |                  |                 |      |     |
| 1220110       | 51440 PART TIME           | \$ 261           | \$ 3,000         | \$ 3,000         | \$ -            | \$ -             | 0.00%           |      |     |
|               |                           |                  |                  |                  |                 |                  |                 |      |     |
|               | 51500 OVERTIME            |                  |                  |                  |                 |                  |                 |      |     |
| 1220110       | 51500 OVERTIME            | \$ 500           | \$ 4,000         | \$ 4,000         | \$ 364          | \$ 3,000         | -25.00%         |      |     |
|               |                           |                  |                  |                  |                 |                  |                 |      |     |
|               | 52020 WORKERS COMP        |                  |                  |                  |                 |                  |                 |      |     |
| 1220110       | 52020 WORKERS COMP        | \$ 1,226         | \$ 912           | \$ 912           | \$ 552          | \$ 1,300         | 42.50%          |      |     |
|               |                           |                  |                  |                  |                 |                  |                 |      |     |
|               | 52030 ICMA 401            |                  |                  |                  |                 |                  |                 |      |     |
| 1220110       | 52030 ICMA 401            | \$ 8,843         | \$ 10,000        | \$ 10,000        | \$ 6,968        | \$ 10,810        | 8.10%           |      |     |
|               |                           |                  |                  |                  |                 |                  |                 |      |     |
|               | 52120 MPERS               |                  |                  |                  |                 |                  |                 |      |     |
| 1220110       | 52120 MPERS               | \$ 11,380        | \$ 13,000        | \$ 13,000        | \$ 8,502        | \$ 14,040        | 8.00%           |      |     |
|               |                           |                  |                  |                  |                 |                  |                 |      |     |
|               | 52200 HEALTH INSURANCE    |                  |                  |                  |                 |                  |                 |      |     |
| 1220110       | 52200 HEALTH INSURANCE    | \$ 54,002        | \$ 49,871        | \$ 49,871        | \$ 44,794       | \$ 65,065        | 30.50%          |      |     |
|               |                           |                  |                  |                  |                 |                  |                 |      |     |
|               | 52300 FICA                |                  |                  |                  |                 |                  |                 |      |     |
| 1220110       | 52300 FICA                | \$ 12,674        | \$ 15,048        | \$ 15,048        | \$ 9,769        | \$ 16,252        | 8.00%           |      |     |
|               |                           |                  |                  |                  |                 |                  |                 |      |     |
|               | 52310 MEDICARE            |                  |                  |                  |                 |                  |                 |      |     |
| 1220110       | 52310 MEDICARE            | \$ 2,964         | \$ 3,519         | \$ 3,519         | \$ 2,285        | \$ 3,801         | 8.00%           |      |     |
|               |                           |                  |                  |                  |                 |                  |                 |      |     |
|               | 52700 TOWN MGR EXPENSE    |                  |                  |                  |                 |                  |                 |      |     |
| 1220110       | 52700 TOWN MGR EXPENSE    | \$ 1,013         | \$ 3,000         | \$ 3,000         | \$ 2,004        | \$ 3,000         | 0.00%           |      |     |
|               |                           |                  |                  |                  |                 |                  |                 |      |     |
|               | 52720 RECRUITMENT         |                  |                  |                  |                 |                  |                 |      |     |
| 1220110       | 52720 RECRUITMENT         | \$ 3,451         | \$ 10,000        | \$ 10,000        | \$ 5,761        | \$ 7,500         | -25.00%         |      |     |

| ACCOUNTS FOR: |                           | 2023      |           | 2024        |           | 2024      |           | 2024      |           | 2025      |         | PCT    |  |
|---------------|---------------------------|-----------|-----------|-------------|-----------|-----------|-----------|-----------|-----------|-----------|---------|--------|--|
| General Fund  |                           | ACTUAL    | ORIG BUD  | REVISED BUD | ACTUAL    | DEPT REQ  | ACTUAL    | DEPT REQ  | ACTUAL    | DEPT REQ  | CHANGE  | CHANGE |  |
| 52730         | EMPLOYEE APPRECIATION     |           |           |             |           |           |           |           |           |           |         |        |  |
| 1220110       | 52730                     | \$ -      | \$ -      | \$ -        | \$ -      | \$ 1,000  | \$ -      | \$ 1,000  | \$ -      | \$ 1,000  | 0.00%   |        |  |
| 53000         | OFFICE SUPPLIES           |           |           |             |           |           |           |           |           |           |         |        |  |
| 1220110       | 53000                     | \$ 5,310  | \$ 6,000  | \$ 6,000    | \$ 2,758  | \$ 6,500  | \$ 6,000  | \$ 6,500  | \$ 2,758  | \$ 6,500  | 8.30%   |        |  |
| 53140         | POSTAGE                   |           |           |             |           |           |           |           |           |           |         |        |  |
| 1220110       | 53140                     | \$ 2,398  | \$ 1,500  | \$ 1,500    | \$ 3,348  | \$ 3,000  | \$ 1,500  | \$ 3,000  | \$ 3,348  | \$ 3,000  | 100.00% |        |  |
| 53900         | MISC SUPPLIES             |           |           |             |           |           |           |           |           |           |         |        |  |
| 1220110       | 53900                     | \$ 400    | \$ 500    | \$ 500      | \$ 8      | \$ 400    | \$ 500    | \$ 400    | \$ 8      | \$ 400    | -20.00% |        |  |
| 54100         | TRAINING                  |           |           |             |           |           |           |           |           |           |         |        |  |
| 1220110       | 54100                     | \$ 294    | \$ 1,000  | \$ 1,000    | \$ 139    | \$ 1,500  | \$ 1,000  | \$ 1,500  | \$ 139    | \$ 1,500  | 50.00%  |        |  |
| 54200         | DUES & MEMBERSHIPS        |           |           |             |           |           |           |           |           |           |         |        |  |
| 1220110       | 54200                     | \$ 13,986 | \$ 14,000 | \$ 14,000   | \$ 14,006 | \$ 15,000 | \$ 14,000 | \$ 15,000 | \$ 14,006 | \$ 15,000 | 7.10%   |        |  |
| 54260         | TECHNICAL SVCS            |           |           |             |           |           |           |           |           |           |         |        |  |
| 1220110       | 54260                     | \$ -      | \$ -      | \$ -        | \$ 160    | \$ -      | \$ -      | \$ -      | \$ 160    | \$ -      | 0.00%   |        |  |
| 54500         | LEGAL                     |           |           |             |           |           |           |           |           |           |         |        |  |
| 1220110       | 54500                     | \$ 21,109 | \$ 20,000 | \$ 20,000   | \$ 19,954 | \$ 20,000 | \$ 20,000 | \$ 20,000 | \$ 19,954 | \$ 20,000 | 0.00%   |        |  |
| 54520         | AUDIT                     |           |           |             |           |           |           |           |           |           |         |        |  |
| 1220110       | 54520                     | \$ 15,697 | \$ 15,500 | \$ 15,500   | \$ 1,937  | \$ 17,000 | \$ 15,500 | \$ 17,000 | \$ 1,937  | \$ 17,000 | 9.70%   |        |  |
| 54530         | OTHER CONTRACT SERVICES   |           |           |             |           |           |           |           |           |           |         |        |  |
| 1220110       | 54530                     | \$ -      | \$ -      | \$ -        | \$ -      | \$ 500    | \$ -      | \$ 500    | \$ -      | \$ 500    | 0.00%   |        |  |
| 55330         | SOFTWARE LICENSE FEE      |           |           |             |           |           |           |           |           |           |         |        |  |
| 1220110       | 55330                     | \$ -      | \$ -      | \$ -        | \$ -      | \$ 4,500  | \$ -      | \$ 4,500  | \$ -      | \$ 4,500  | 0.00%   |        |  |
| 56020         | PUBLIC OFFICIALS LIAB INS |           |           |             |           |           |           |           |           |           |         |        |  |
| 1220110       | 56020                     | \$ 10,884 | \$ 10,000 | \$ 10,000   | \$ 11,650 | \$ 12,000 | \$ 10,000 | \$ 12,000 | \$ 11,650 | \$ 12,000 | 20.00%  |        |  |

| ACCOUNTS FOR:<br>General Fund     | 2023<br>ACTUAL    | 2024<br>ORIG BUD  | 2024<br>REVISED BUD | 2024<br>ACTUAL    | 2025<br>DEPT REQ  | PCT<br>CHANGE |
|-----------------------------------|-------------------|-------------------|---------------------|-------------------|-------------------|---------------|
| 56050 OTHER INSURANCE             |                   |                   |                     |                   |                   |               |
| 1220110 56050                     | \$ 268            | \$ -              | \$ -                | \$ -              | \$ -              | 0.00%         |
| 56205 PUBLIC NOTICE               |                   |                   |                     |                   |                   |               |
| 1220110 56205                     | \$ 939            | \$ 2,000          | \$ 2,000            | \$ 32             | \$ 1,100          | -45.00%       |
| 56210 PRINTING                    |                   |                   |                     |                   |                   |               |
| 1220110 56210                     | \$ 8,989          | \$ 6,500          | \$ 6,500            | \$ 561            | \$ 10,000         | 53.80%        |
| 57400 EQUIP-TECH HARDWARE         |                   |                   |                     |                   |                   |               |
| 1220110 57400                     | \$ 219            | \$ -              | \$ -                | \$ -              | \$ 300            | 0.00%         |
| <b>TOTAL Municipal Management</b> | <b>\$ 387,972</b> | <b>\$ 432,064</b> | <b>\$ 432,064</b>   | <b>\$ 298,099</b> | <b>\$ 482,704</b> | <b>11.70%</b> |
| 202 Town Clerk                    |                   |                   |                     |                   |                   |               |
| 220 Town Clerk                    |                   |                   |                     |                   |                   |               |
| 51100 DEPT HEAD                   |                   |                   |                     |                   |                   |               |
| 1220220 51100                     | \$ 66,097         | \$ 74,618         | \$ 74,618           | \$ 50,495         | \$ 77,736         | 4.20%         |
| 52020 WORKERS COMP                |                   |                   |                     |                   |                   |               |
| 1220220 52020                     | \$ 74             | \$ 601            | \$ 601              | \$ 360            | \$ 404            | -32.80%       |
| 52030 ICMA 401                    |                   |                   |                     |                   |                   |               |
| 1220220 52030                     | \$ 727            | \$ 821            | \$ 821              | \$ 555            | \$ 855            | 4.10%         |
| 52120 MPERS                       |                   |                   |                     |                   |                   |               |
| 1220220 52120                     | \$ 6,754          | \$ 7,536          | \$ 7,536            | \$ 5,161          | \$ 7,929          | 5.20%         |
| 52200 HEALTH INSURANCE            |                   |                   |                     |                   |                   |               |
| 1220220 52200                     | \$ 24,162         | \$ 24,356         | \$ 24,356           | \$ 17,774         | \$ 26,069         | 7.00%         |
| 52300 FICA                        |                   |                   |                     |                   |                   |               |
| 1220220 52300                     | \$ 3,955          | \$ 4,626          | \$ 4,626            | \$ 3,026          | \$ 4,820          | 4.20%         |
| 52310 MEDICARE                    |                   |                   |                     |                   |                   |               |
| 1220220 52310                     | \$ 925            | \$ 1,082          | \$ 1,082            | \$ 708            | \$ 1,127          | 4.20%         |
| 53000 OFFICE SUPPLIES             |                   |                   |                     |                   |                   |               |
| 1220220 53000                     | \$ -              | \$ 500            | \$ 500              | \$ -              | \$ 500            | 0.00%         |

| ACCOUNTS FOR: |                         | 2023              | 2024              | 2024              | 2024             | 2024              | 2024 | 2025     | PCT          |
|---------------|-------------------------|-------------------|-------------------|-------------------|------------------|-------------------|------|----------|--------------|
| General Fund  |                         | ACTUAL            | ORIG BUD          | REVISED BUD       | ACTUAL           | DEPT REQ          | 2025 | DEPT REQ | CHANGE       |
| 53140         | POSTAGE                 |                   |                   |                   |                  |                   |      |          |              |
| 1220220       | 53140                   | \$ 496            | \$ 500            | \$ 500            | \$ 10            | \$ 1,500          |      |          | 200.00%      |
|               |                         |                   |                   |                   |                  |                   |      |          |              |
| 53900         | MISC SUPPLIES           |                   |                   |                   |                  |                   |      |          |              |
| 1220220       | 53900                   | \$ 458            | \$ 500            | \$ 500            | \$ 591           | \$ 500            |      |          | 0.00%        |
|               |                         |                   |                   |                   |                  |                   |      |          |              |
| 54100         | TRAINING                |                   |                   |                   |                  |                   |      |          |              |
| 1220220       | 54100                   | \$ 1,098          | \$ 4,000          | \$ 4,000          | \$ 926           | \$ 4,000          |      |          | 0.00%        |
|               |                         |                   |                   |                   |                  |                   |      |          |              |
| 54200         | DUES & MEMBERSHIPS      |                   |                   |                   |                  |                   |      |          |              |
| 1220220       | 54200                   | \$ 120            | \$ 500            | \$ 500            | \$ 90            | \$ 500            |      |          | 0.00%        |
|               |                         |                   |                   |                   |                  |                   |      |          |              |
| 55330         | SOFTWARE LICENSE FEE    |                   |                   |                   |                  |                   |      |          |              |
| 1220220       | 55330                   | \$ 1,158          | \$ 1,300          | \$ 1,300          | \$ 1,158         | \$ 1,300          |      |          | 0.00%        |
|               |                         |                   |                   |                   |                  |                   |      |          |              |
| 56205         | PUBLIC NOTICE           |                   |                   |                   |                  |                   |      |          |              |
| 1220220       | 56205                   | \$ 2,392          | \$ 4,000          | \$ 4,000          | \$ 2,287         | \$ 8,000          |      |          | 100.00%      |
|               |                         |                   |                   |                   |                  |                   |      |          |              |
| 57100         | EQUIPMENT               |                   |                   |                   |                  |                   |      |          |              |
| 1220220       | 57100                   | \$ -              | \$ -              | \$ -              | \$ -             | \$ 500            |      |          | 0.00%        |
|               |                         |                   |                   |                   |                  |                   |      |          |              |
| 57300         | EQUIP-FURNISHINGS       |                   |                   |                   |                  |                   |      |          |              |
| 1220220       | 57300                   | \$ -              | \$ -              | \$ -              | \$ -             | \$ 500            |      |          | 0.00%        |
|               |                         |                   |                   |                   |                  |                   |      |          |              |
| 57800         | HISTORICAL PRESERVATION |                   |                   |                   |                  |                   |      |          |              |
| 1220220       | 57800                   | \$ 15,529         | \$ 15,000         | \$ 25,321         | \$ 9,603         | \$ 15,000         |      |          | 0.00%        |
|               |                         |                   |                   |                   |                  |                   |      |          |              |
| <b>TOTAL</b>  | <b>Town Clerk</b>       | <b>\$ 123,944</b> | <b>\$ 139,940</b> | <b>\$ 150,261</b> | <b>\$ 92,744</b> | <b>\$ 151,240</b> |      |          | <b>8.10%</b> |
|               |                         |                   |                   |                   |                  |                   |      |          |              |
| 203           | Elections               |                   |                   |                   |                  |                   |      |          |              |
| 230           | Registrar               |                   |                   |                   |                  |                   |      |          |              |
| 51440         | PART TIME               |                   |                   |                   |                  |                   |      |          |              |
| 1220330       | 51440                   | \$ 2,000          | \$ 2,500          | \$ 2,500          | \$ 2,500         | \$ 3,000          |      |          | 20.00%       |
|               |                         |                   |                   |                   |                  |                   |      |          |              |
| 52120         | MPERS                   |                   |                   |                   |                  |                   |      |          |              |
| 1220330       | 52120                   | \$ 204            | \$ -              | \$ -              | \$ 255           | \$ -              |      |          | 0.00%        |
|               |                         |                   |                   |                   |                  |                   |      |          |              |
| 52300         | FICA                    |                   |                   |                   |                  |                   |      |          |              |
| 1220330       | 52300                   | \$ 122            | \$ -              | \$ -              | \$ 153           | \$ -              |      |          | 0.00%        |
|               |                         |                   |                   |                   |                  |                   |      |          |              |

| ACCOUNTS FOR:           | 2023            | 2024             | 2024             | 2024            | 2024             | 2024   | 2025 | PCT           |
|-------------------------|-----------------|------------------|------------------|-----------------|------------------|--------|------|---------------|
| General Fund            | ACTUAL          | ORIG BUD         | REVISED BUD      | ACTUAL          | DEPT REQ         | CHANGE |      |               |
| 52310 MEDICARE          |                 |                  |                  |                 |                  |        |      |               |
| 1220330 52310           | \$ 29           | \$ -             | \$ -             | \$ 36           | \$ -             |        |      | 0.00%         |
|                         |                 |                  |                  |                 |                  |        |      |               |
| <b>TOTAL Registrar</b>  | <b>\$ 2,355</b> | <b>\$ 2,500</b>  | <b>\$ 2,500</b>  | <b>\$ 2,943</b> | <b>\$ 3,000</b>  |        |      | <b>20.00%</b> |
|                         |                 |                  |                  |                 |                  |        |      |               |
| 231 Elections           |                 |                  |                  |                 |                  |        |      |               |
| 51440 PART TIME         |                 |                  |                  |                 |                  |        |      |               |
| 1220331 51440           | \$ 2,363        | \$ 10,000        | \$ 10,000        | \$ 1,615        | \$ 10,000        |        |      | 0.00%         |
|                         |                 |                  |                  |                 |                  |        |      |               |
| 51800 STIPENDS          |                 |                  |                  |                 |                  |        |      |               |
| 1220331 51800           | \$ -            | \$ 1,000         | \$ 1,000         | \$ -            | \$ 1,500         |        |      | 50.00%        |
|                         |                 |                  |                  |                 |                  |        |      |               |
| 52020 WORKERS COMP      |                 |                  |                  |                 |                  |        |      |               |
| 1220331 52020           | \$ 491          | \$ -             | \$ -             | \$ 360          | \$ -             |        |      | 0.00%         |
|                         |                 |                  |                  |                 |                  |        |      |               |
| 52120 MPERS             |                 |                  |                  |                 |                  |        |      |               |
| 1220331 52120           | \$ 3            | \$ -             | \$ -             | \$ 3            | \$ -             |        |      | 0.00%         |
|                         |                 |                  |                  |                 |                  |        |      |               |
| 53950 ELECTION SUPPLIES |                 |                  |                  |                 |                  |        |      |               |
| 1220331 53950           | \$ 1,454        | \$ 3,500         | \$ 3,500         | \$ 65           | \$ 4,500         |        |      | 28.60%        |
|                         |                 |                  |                  |                 |                  |        |      |               |
| <b>TOTAL Elections</b>  | <b>\$ 4,311</b> | <b>\$ 14,500</b> | <b>\$ 14,500</b> | <b>\$ 2,043</b> | <b>\$ 16,000</b> |        |      | <b>10.30%</b> |
|                         |                 |                  |                  |                 |                  |        |      |               |
| 204 Planning Board      |                 |                  |                  |                 |                  |        |      |               |
| 240 Planning Board      |                 |                  |                  |                 |                  |        |      |               |
| 51140 CLERICAL          |                 |                  |                  |                 |                  |        |      |               |
| 1220440 51140           | \$ 1,493        | \$ 2,750         | \$ 2,750         | \$ 2,379        | \$ 2,915         |        |      | 6.00%         |
|                         |                 |                  |                  |                 |                  |        |      |               |
| 51800 STIPENDS          |                 |                  |                  |                 |                  |        |      |               |
| 1220440 51800           | \$ -            | \$ 21,000        | \$ 21,000        | \$ 12,666       | \$ 21,000        |        |      | 0.00%         |
|                         |                 |                  |                  |                 |                  |        |      |               |
| 52300 FICA              |                 |                  |                  |                 |                  |        |      |               |
| 1220440 52300           | \$ 93           | \$ 1,473         | \$ 1,473         | \$ 933          | \$ 1,483         |        |      | 0.70%         |
|                         |                 |                  |                  |                 |                  |        |      |               |
| 52310 MEDICARE          |                 |                  |                  |                 |                  |        |      |               |
| 1220440 52310           | \$ 22           | \$ 40            | \$ 40            | \$ 218          | \$ 215           |        |      | 437.50%       |
|                         |                 |                  |                  |                 |                  |        |      |               |
| 53140 POSTAGE           |                 |                  |                  |                 |                  |        |      |               |
| 1220440 53140           | \$ 765          | \$ 2,000         | \$ 2,000         | \$ -            | \$ 1,000         |        |      | -50.00%       |

| ACCOUNTS FOR:               | 2023             | 2024             | 2024             | 2024             | 2024              | 2024              | 2025           | PCT |
|-----------------------------|------------------|------------------|------------------|------------------|-------------------|-------------------|----------------|-----|
| General Fund                | ACTUAL           | ORIG BUD         | REVISED BUD      | ACTUAL           | DEPT REQ          | CHANGE            |                |     |
| 53900 MISC SUPPLIES         |                  |                  |                  |                  |                   |                   |                |     |
| 1220440 53900               | \$ -             | \$ -             | \$ 35,677        | \$ -             | \$ -              | \$ -              | 0.00%          |     |
|                             |                  |                  |                  |                  |                   |                   |                |     |
| 54100 TRAINING              |                  |                  |                  |                  |                   |                   |                |     |
| 1220440 54100               | \$ 130           | \$ 500           | \$ 500           | \$ 240           | \$ 1,000          | \$ 1,000          | 100.00%        |     |
|                             |                  |                  |                  |                  |                   |                   |                |     |
| 54120 MILEAGE               |                  |                  |                  |                  |                   |                   |                |     |
| 1220440 54120               | \$ -             | \$ 500           | \$ 500           | \$ 151           | \$ 1,000          | \$ 1,000          | 100.00%        |     |
|                             |                  |                  |                  |                  |                   |                   |                |     |
| 54500 LEGAL                 |                  |                  |                  |                  |                   |                   |                |     |
| 1220440 54500               | \$ 11,326        | \$ 20,000        | \$ 20,000        | \$ 65,205        | \$ 20,000         | \$ 20,000         | 0.00%          |     |
|                             |                  |                  |                  |                  |                   |                   |                |     |
| 54900 PLANNING CONSULTANT   |                  |                  |                  |                  |                   |                   |                |     |
| 1220440 54900               | \$ -             | \$ -             | \$ -             | \$ -             | \$ 65,000         | \$ 65,000         | 0.00%          |     |
|                             |                  |                  |                  |                  |                   |                   |                |     |
| 56205 PUBLIC NOTICE         |                  |                  |                  |                  |                   |                   |                |     |
| 1220440 56205               | \$ 9,718         | \$ 4,000         | \$ 4,000         | \$ 4,523         | \$ 7,000          | \$ 7,000          | 75.00%         |     |
|                             |                  |                  |                  |                  |                   |                   |                |     |
| <b>TOTAL Planning Board</b> | <b>\$ 23,547</b> | <b>\$ 52,263</b> | <b>\$ 87,940</b> | <b>\$ 86,315</b> | <b>\$ 120,613</b> | <b>\$ 120,613</b> | <b>130.80%</b> |     |
| 205 Finance                 |                  |                  |                  |                  |                   |                   |                |     |
|                             |                  |                  |                  |                  |                   |                   |                |     |
| 51100 DEPT HEAD             |                  |                  |                  |                  |                   |                   |                |     |
| 1220500 51100               | \$ 53,650        | \$ 57,541        | \$ 57,541        | \$ 40,667        | \$ 61,333         | \$ 61,333         | 6.60%          |     |
|                             |                  |                  |                  |                  |                   |                   |                |     |
| 51140 CLERICAL              |                  |                  |                  |                  |                   |                   |                |     |
| 1220500 51140               | \$ 60,493        | \$ 64,433        | \$ 64,433        | \$ 34,170        | \$ 76,309         | \$ 76,309         | 18.40%         |     |
|                             |                  |                  |                  |                  |                   |                   |                |     |
| 52020 WORKERS COMP          |                  |                  |                  |                  |                   |                   |                |     |
| 1220500 52020               | \$ 462           | \$ 601           | \$ 601           | \$ 360           | \$ 998            | \$ 998            | 66.10%         |     |
|                             |                  |                  |                  |                  |                   |                   |                |     |
| 52030 ICMA 401              |                  |                  |                  |                  |                   |                   |                |     |
| 1220500 52030               | \$ 1,180         | \$ 1,342         | \$ 1,342         | \$ 2,191         | \$ 7,770          | \$ 7,770          | 479.00%        |     |
|                             |                  |                  |                  |                  |                   |                   |                |     |
| 52120 MPERS                 |                  |                  |                  |                  |                   |                   |                |     |
| 1220500 52120               | \$ 11,648        | \$ 12,319        | \$ 12,319        | \$ 6,094         | \$ 7,784          | \$ 7,784          | -36.80%        |     |
|                             |                  |                  |                  |                  |                   |                   |                |     |
| 52200 HEALTH INSURANCE      |                  |                  |                  |                  |                   |                   |                |     |

| ACCOUNTS FOR:<br>General Fund         | 2023<br>ACTUAL | 2024<br>ORIG BUD | 2024<br>REVISED BUD | 2024<br>ACTUAL | 2025<br>DEPT REQ | PCT<br>CHANGE |
|---------------------------------------|----------------|------------------|---------------------|----------------|------------------|---------------|
|                                       |                |                  |                     |                |                  |               |
| 1220500 52200 HEALTH INSURANCE        | \$ 30,923      | \$ 37,285        | \$ 37,285           | \$ 19,556      | \$ 35,620        | -4.50%        |
| 52300 FICA                            |                |                  |                     |                |                  |               |
| 1220500 52300 FICA                    | \$ 6,726       | \$ 7,562         | \$ 7,562            | \$ 4,451       | \$ 8,534         | 12.90%        |
| 52310 MEDICARE                        |                |                  |                     |                |                  |               |
| 1220500 52310 MEDICARE                | \$ 1,573       | \$ 1,769         | \$ 1,769            | \$ 1,041       | \$ 1,996         | 12.80%        |
| 53000 OFFICE SUPPLIES                 |                |                  |                     |                |                  |               |
| 1220500 53000 OFFICE SUPPLIES         | \$ 251         | \$ 1,000         | \$ 1,000            | \$ 437         | \$ 1,000         | 0.00%         |
| 53140 POSTAGE                         |                |                  |                     |                |                  |               |
| 1220500 53140 POSTAGE                 | \$ 2,673       | \$ 3,000         | \$ 3,000            | \$ 1           | \$ 3,000         | 0.00%         |
| 53620 SOFTWARE PURCHASE               |                |                  |                     |                |                  |               |
| 1220500 53620 SOFTWARE PKG PURCHASE   | \$ 5,000       | \$ -             | \$ -                | \$ -           | \$ -             | 0.00%         |
| 53900 MISC SUPPLIES                   |                |                  |                     |                |                  |               |
| 1220500 53900 MISC SUPPLIES           | \$ 68          | \$ 1,000         | \$ 1,000            | \$ 35          | \$ 1,000         | 0.00%         |
| 53920 BANK FEES-MO & BK CKS           |                |                  |                     |                |                  |               |
| 1220500 53920 BANK FEES-MO & BK CKS   | \$ -           | \$ 300           | \$ 300              | \$ 10          | \$ 300           | 0.00%         |
| 54100 TRAINING                        |                |                  |                     |                |                  |               |
| 1220500 54100 TRAINING                | \$ 307         | \$ 4,000         | \$ 4,000            | \$ 612         | \$ 6,000         | 50.00%        |
| 54200 DUES & MEMBERSHIPS              |                |                  |                     |                |                  |               |
| 1220500 54200 DUES & MEMBERSHIPS      | \$ 75          | \$ 200           | \$ 200              | \$ 205         | \$ 200           | 0.00%         |
| 54500 LEGAL                           |                |                  |                     |                |                  |               |
| 1220500 54500 LEGAL                   | \$ -           | \$ 1,000         | \$ 1,000            | \$ -           | \$ 1,000         | 0.00%         |
| 54530 OTHER CONTRACT SERVICES         |                |                  |                     |                |                  |               |
| 1220500 54530 CONTRACT SERVICES       | \$ -           | \$ 500           | \$ 500              | \$ -           | \$ 500           | 0.00%         |
| 55330 SOFTWARE LICENSE FEE            |                |                  |                     |                |                  |               |
| 1220500 55330 SOFTWARE RENEW/LIC FEES | \$ -           | \$ 5,000         | \$ 5,000            | \$ 5,000       | \$ 5,000         | 0.00%         |

| ACCOUNTS FOR: |                       | 2023              | 2024              | 2024              | 2024              | 2024              | 2024   | 2025         | PCT |
|---------------|-----------------------|-------------------|-------------------|-------------------|-------------------|-------------------|--------|--------------|-----|
| General Fund  |                       | ACTUAL            | ORIG BUD          | REVISED BUD       | ACTUAL            | DEPT REQ          | CHANGE |              |     |
| 56070         | Miscellaneous Expense |                   |                   |                   |                   |                   |        |              |     |
| 1220500       | 56070                 | \$ 320            | \$ -              | \$ -              | \$ -              | \$ 400            |        | 0.00%        |     |
|               |                       |                   |                   |                   |                   |                   |        |              |     |
| 56100         | TRAVEL                |                   |                   |                   |                   |                   |        |              |     |
| 1220500       | 56100                 | \$ -              | \$ 300            | \$ 300            | \$ -              | \$ 300            |        | 0.00%        |     |
|               |                       |                   |                   |                   |                   |                   |        |              |     |
| 57300         | EQUIP-FURNISHINGS     |                   |                   |                   |                   |                   |        |              |     |
| 1220500       | 57300                 | \$ 400            | \$ 1,000          | \$ 1,000          | \$ 213            | \$ 1,000          |        | 0.00%        |     |
|               |                       |                   |                   |                   |                   |                   |        |              |     |
| 57400         | EQUIP-TECH HARDWARE   |                   |                   |                   |                   |                   |        |              |     |
| 1220500       | 57400                 | \$ 531            | \$ 1,000          | \$ 1,000          | \$ 1,761          | \$ 1,000          |        | 0.00%        |     |
|               |                       |                   |                   |                   |                   |                   |        |              |     |
| <b>TOTAL</b>  | <b>Finance</b>        | <b>\$ 176,280</b> | <b>\$ 201,152</b> | <b>\$ 201,152</b> | <b>\$ 116,803</b> | <b>\$ 221,044</b> |        | <b>9.90%</b> |     |
|               |                       |                   |                   |                   |                   |                   |        |              |     |
| 250           | Treasurer             |                   |                   |                   |                   |                   |        |              |     |
| 51100         | DEPT HEAD             |                   |                   |                   |                   |                   |        |              |     |
| 1220550       | 51100                 | \$ 35,767         | \$ 38,361         | \$ 38,361         | \$ 39,800         | \$ 40,109         |        | 4.60%        |     |
|               |                       |                   |                   |                   |                   |                   |        |              |     |
| 51140         | CLERICAL              |                   |                   |                   |                   |                   |        |              |     |
| 1220550       | 51140                 | \$ 10,306         | \$ 27,622         | \$ 27,622         | \$ 18,362         | \$ 39,079         |        | 41.50%       |     |
|               |                       |                   |                   |                   |                   |                   |        |              |     |
| 52020         | WORKERS COMP          |                   |                   |                   |                   |                   |        |              |     |
| 1220550       | 52020                 | \$ 503            | \$ 601            | \$ 601            | \$ 360            | \$ 601            |        | 0.00%        |     |
|               |                       |                   |                   |                   |                   |                   |        |              |     |
| 52030         | ICMA 401              |                   |                   |                   |                   |                   |        |              |     |
| 1220550       | 52030                 | \$ 404            | \$ 723            | \$ 723            | \$ 2,535          | \$ 8,077          |        | 1017.20%     |     |
|               |                       |                   |                   |                   |                   |                   |        |              |     |
| 52120         | MPERS                 |                   |                   |                   |                   |                   |        |              |     |
| 1220550       | 52120                 | \$ 3,747          | \$ -              | \$ -              | \$ 3,003          | \$ -              |        | 0.00%        |     |
|               |                       |                   |                   |                   |                   |                   |        |              |     |
| 52200         | HEALTH INSURANCE      |                   |                   |                   |                   |                   |        |              |     |
| 1220550       | 52200                 | \$ 9,665          | \$ 15,746         | \$ 15,746         | \$ 12,298         | \$ 10,428         |        | -33.80%      |     |
|               |                       |                   |                   |                   |                   |                   |        |              |     |
| 52300         | FICA                  |                   |                   |                   |                   |                   |        |              |     |
| 1220550       | 52300                 | \$ 2,777          | \$ 4,073          | \$ 4,073          | \$ 3,499          | \$ 4,910          |        | 20.50%       |     |
|               |                       |                   |                   |                   |                   |                   |        |              |     |
| 52310         | MEDICARE              |                   |                   |                   |                   |                   |        |              |     |
| 1220550       | 52310                 | \$ 649            | \$ 953            | \$ 953            | \$ 818            | \$ 1,148          |        | 20.50%       |     |



| ACCOUNTS FOR: |                         | 2023             |                  | 2024             |                  | 2024             |             | 2024             |             | 2025              |                   | PCT               |               |
|---------------|-------------------------|------------------|------------------|------------------|------------------|------------------|-------------|------------------|-------------|-------------------|-------------------|-------------------|---------------|
| General Fund  |                         | ACTUAL           | ORIG BUD         | REVISED BUD      | ACTUAL           | DEPT REQ         | DEPT REQ    | ACTUAL           | DEPT REQ    | DEPT REQ          | DEPT REQ          | CHANGE            | CHANGE        |
|               |                         |                  |                  |                  |                  |                  |             |                  |             |                   |                   |                   |               |
|               |                         |                  |                  |                  |                  |                  |             |                  |             |                   |                   |                   |               |
| 53000         | OFFICE SUPPLIES         |                  |                  |                  |                  |                  |             |                  |             |                   |                   |                   |               |
| 1220550       | 53000                   | \$ -             | \$ 200           | \$ 200           | \$ -             | \$ 200           | \$ -        | \$ 200           | \$ -        | \$ 200            | \$ 200            | \$ 200            | 0.00%         |
|               |                         |                  |                  |                  |                  |                  |             |                  |             |                   |                   |                   |               |
|               |                         |                  |                  |                  |                  |                  |             |                  |             |                   |                   |                   |               |
| 54100         | TRAINING                |                  |                  |                  |                  |                  |             |                  |             |                   |                   |                   |               |
| 1220550       | 54100                   | \$ -             | \$ 3,000         | \$ 3,000         | \$ 1,072         | \$ 3,000         | \$ -        | \$ 1,072         | \$ -        | \$ 3,000          | \$ 3,000          | \$ 3,000          | 0.00%         |
|               |                         |                  |                  |                  |                  |                  |             |                  |             |                   |                   |                   |               |
|               |                         |                  |                  |                  |                  |                  |             |                  |             |                   |                   |                   |               |
| 54200         | DUES & MEMBERSHIPS      |                  |                  |                  |                  |                  |             |                  |             |                   |                   |                   |               |
| 1220550       | 54200                   | \$ -             | \$ 300           | \$ 300           | \$ 165           | \$ 300           | \$ -        | \$ 165           | \$ -        | \$ 300            | \$ 300            | \$ 300            | 0.00%         |
|               |                         |                  |                  |                  |                  |                  |             |                  |             |                   |                   |                   |               |
|               |                         |                  |                  |                  |                  |                  |             |                  |             |                   |                   |                   |               |
| 54530         | OTHER CONTRACT SERVICES |                  |                  |                  |                  |                  |             |                  |             |                   |                   |                   |               |
| 1220550       | 54530                   | \$ -             | \$ 500           | \$ 500           | \$ -             | \$ 500           | \$ -        | \$ -             | \$ -        | \$ 500            | \$ 500            | \$ 500            | 0.00%         |
|               |                         |                  |                  |                  |                  |                  |             |                  |             |                   |                   |                   |               |
|               |                         |                  |                  |                  |                  |                  |             |                  |             |                   |                   |                   |               |
| 54700         | DEED SVCS               |                  |                  |                  |                  |                  |             |                  |             |                   |                   |                   |               |
| 1220550       | 54700                   | \$ 1,050         | \$ 1,200         | \$ 1,200         | \$ 459           | \$ 1,200         | \$ -        | \$ 459           | \$ -        | \$ 1,200          | \$ 1,200          | \$ 1,200          | 0.00%         |
|               |                         |                  |                  |                  |                  |                  |             |                  |             |                   |                   |                   |               |
|               |                         |                  |                  |                  |                  |                  |             |                  |             |                   |                   |                   |               |
| 55130         | CELL PHONES             |                  |                  |                  |                  |                  |             |                  |             |                   |                   |                   |               |
| 1220550       | 55130                   | \$ 537           | \$ 800           | \$ 800           | \$ 431           | \$ 800           | \$ -        | \$ 431           | \$ -        | \$ 800            | \$ 800            | \$ 800            | 0.00%         |
|               |                         |                  |                  |                  |                  |                  |             |                  |             |                   |                   |                   |               |
|               |                         |                  |                  |                  |                  |                  |             |                  |             |                   |                   |                   |               |
| 56100         | TRAVEL                  |                  |                  |                  |                  |                  |             |                  |             |                   |                   |                   |               |
| 1220550       | 56100                   | \$ 28            | \$ 100           | \$ 100           | \$ -             | \$ 100           | \$ -        | \$ -             | \$ -        | \$ 100            | \$ 100            | \$ 100            | 0.00%         |
|               |                         |                  |                  |                  |                  |                  |             |                  |             |                   |                   |                   |               |
|               |                         |                  |                  |                  |                  |                  |             |                  |             |                   |                   |                   |               |
| <b>TOTAL</b>  | <b>Treasurer</b>        | <b>\$ 65,432</b> | <b>\$ 94,179</b> | <b>\$ 94,179</b> | <b>\$ 82,802</b> | <b>\$ 94,179</b> | <b>\$ -</b> | <b>\$ 82,802</b> | <b>\$ -</b> | <b>\$ 110,452</b> | <b>\$ 110,452</b> | <b>\$ 110,452</b> | <b>17.30%</b> |
|               |                         |                  |                  |                  |                  |                  |             |                  |             |                   |                   |                   |               |
| 251           | Tax Collector           |                  |                  |                  |                  |                  |             |                  |             |                   |                   |                   |               |
| 51330         | TAX COLLECTOR           |                  |                  |                  |                  |                  |             |                  |             |                   |                   |                   |               |
| 1220551       | 51330                   | \$ 4,443         | \$ 4,275         | \$ 4,275         | \$ 1,208         | \$ 4,275         | \$ -        | \$ 1,208         | \$ -        | \$ 4,532          | \$ 4,532          | \$ 4,532          | 6.00%         |
|               |                         |                  |                  |                  |                  |                  |             |                  |             |                   |                   |                   |               |
|               |                         |                  |                  |                  |                  |                  |             |                  |             |                   |                   |                   |               |
| 51600         | NON CLASSIFIED WAGES    |                  |                  |                  |                  |                  |             |                  |             |                   |                   |                   |               |
| 1220551       | 51600                   | \$ 5,957         | \$ 7,160         | \$ 7,160         | \$ 3,253         | \$ 7,160         | \$ -        | \$ 3,253         | \$ -        | \$ 7,590          | \$ 7,590          | \$ 7,590          | 6.00%         |
|               |                         |                  |                  |                  |                  |                  |             |                  |             |                   |                   |                   |               |
|               |                         |                  |                  |                  |                  |                  |             |                  |             |                   |                   |                   |               |
| 52020         | WORKERS COMP            |                  |                  |                  |                  |                  |             |                  |             |                   |                   |                   |               |
| 1220551       | 52020                   | \$ 437           | \$ 60            | \$ 60            | \$ 360           | \$ 60            | \$ -        | \$ 360           | \$ -        | \$ 65             | \$ 65             | \$ 65             | 8.30%         |
|               |                         |                  |                  |                  |                  |                  |             |                  |             |                   |                   |                   |               |
|               |                         |                  |                  |                  |                  |                  |             |                  |             |                   |                   |                   |               |
| 52030         | ICMA 401                |                  |                  |                  |                  |                  |             |                  |             |                   |                   |                   |               |
| 1220551       | 52030                   | \$ 66            | \$ -             | \$ -             | \$ 33            | \$ -             | \$ -        | \$ 33            | \$ -        | \$ 50             | \$ 50             | \$ 50             | 0.00%         |
|               |                         |                  |                  |                  |                  |                  |             |                  |             |                   |                   |                   |               |
|               |                         |                  |                  |                  |                  |                  |             |                  |             |                   |                   |                   |               |
| 52120         | MPERS                   |                  |                  |                  |                  |                  |             |                  |             |                   |                   |                   |               |
| 1220551       | 52120                   | \$ 1,061         | \$ -             | \$ -             | \$ 455           | \$ -             | \$ -        | \$ 455           | \$ -        | \$ 462            | \$ 462            | \$ 462            | 0.00%         |

| ACCOUNTS FOR: |                               | 2023     |          | 2024        |        | 2024     |        | 2024     |        | 2025     |        | PCT     |  |
|---------------|-------------------------------|----------|----------|-------------|--------|----------|--------|----------|--------|----------|--------|---------|--|
| General Fund  |                               | ACTUAL   | ORIG BUD | REVISED BUD | ACTUAL | DEPT REQ | ACTUAL | DEPT REQ | ACTUAL | DEPT REQ | CHANGE | CHANGE  |  |
| 52200         | HEALTH INSURANCE              |          |          |             |        |          |        |          |        |          |        |         |  |
| 1220551       | 52200 HEALTH INS              | \$ 1,630 | \$ -     | \$ -        | \$ 724 | \$ 1,760 | \$ -   | \$ 1,760 | \$ 724 | \$ 1,760 | \$ -   | 0.00%   |  |
| 52300         | FICA                          |          |          |             |        |          |        |          |        |          |        |         |  |
| 1220551       | 52300 FICA                    | \$ 609   | \$ 709   | \$ 709      | \$ 263 | \$ 281   | \$ -   | \$ 281   | \$ 263 | \$ 281   | \$ -   | -60.40% |  |
| 52310         | MEDICARE                      |          |          |             |        |          |        |          |        |          |        |         |  |
| 1220551       | 52310 MEDICARE                | \$ 142   | \$ 166   | \$ 166      | \$ 62  | \$ 66    | \$ -   | \$ 66    | \$ 62  | \$ 66    | \$ -   | -60.20% |  |
| 53000         | OFFICE SUPPLIES               |          |          |             |        |          |        |          |        |          |        |         |  |
| 1220551       | 53000 OFFICE SUPPLIES         | \$ -     | \$ 200   | \$ 200      | \$ 200 | \$ -     | \$ -   | \$ -     | \$ 200 | \$ -     | \$ -   | 0.00%   |  |
| 53110         | GENERAL SUPPLIES              |          |          |             |        |          |        |          |        |          |        |         |  |
| 1220551       | 53110 GENERAL SUPPLIES        | \$ -     | \$ -     | \$ -        | \$ -   | \$ 200   | \$ -   | \$ 200   | \$ -   | \$ 200   | \$ -   | 0.00%   |  |
| 53620         | SOFTWARE PURCHASE             |          |          |             |        |          |        |          |        |          |        |         |  |
| 1220551       | 53620 SOFTWARE PKG PURCHASE   | \$ 94    | \$ 150   | \$ 150      | \$ -   | \$ 150   | \$ -   | \$ 150   | \$ -   | \$ 150   | \$ -   | 0.00%   |  |
| 54100         | TRAINING                      |          |          |             |        |          |        |          |        |          |        |         |  |
| 1220551       | 54100 TRAINING                | \$ 193   | \$ 2,400 | \$ 2,400    | \$ 711 | \$ 3,000 | \$ -   | \$ 3,000 | \$ 711 | \$ 3,000 | \$ -   | 25.00%  |  |
| 54200         | DUES & MEMBERSHIPS            |          |          |             |        |          |        |          |        |          |        |         |  |
| 1220551       | 54200 DUES & MEMBERSHIPS      | \$ 60    | \$ 100   | \$ 100      | \$ 45  | \$ 100   | \$ -   | \$ 100   | \$ 45  | \$ 100   | \$ -   | 0.00%   |  |
| 54700         | DEED SVCS                     |          |          |             |        |          |        |          |        |          |        |         |  |
| 1220551       | 54700 DEED SVCS               | \$ -     | \$ 900   | \$ 900      | \$ -   | \$ 900   | \$ -   | \$ 900   | \$ -   | \$ 900   | \$ -   | 0.00%   |  |
| 55130         | CELL PHONES                   |          |          |             |        |          |        |          |        |          |        |         |  |
| 1220551       | 55130 CELL PHONES             | \$ 513   | \$ 660   | \$ 660      | \$ 299 | \$ 660   | \$ -   | \$ 660   | \$ 299 | \$ 660   | \$ -   | 0.00%   |  |
| 55330         | SOFTWARE LICENSE FEE          |          |          |             |        |          |        |          |        |          |        |         |  |
| 1220551       | 55330 SOFTWARE RENEW/LIC FEES | \$ -     | \$ 40    | \$ 40       | \$ -   | \$ -     | \$ -   | \$ -     | \$ 40  | \$ -     | \$ -   | 0.00%   |  |
| 56100         | TRAVEL                        |          |          |             |        |          |        |          |        |          |        |         |  |
| 1220551       | 56100 TRAVEL-Mileage          | \$ -     | \$ 500   | \$ 500      | \$ 140 | \$ 600   | \$ -   | \$ 600   | \$ 140 | \$ 600   | \$ -   | 20.00%  |  |

| ACCOUNTS FOR:                  |                                | 2023             | 2024             | 2024             | 2024            | 2024             | 2024             | 2025          | PCT |
|--------------------------------|--------------------------------|------------------|------------------|------------------|-----------------|------------------|------------------|---------------|-----|
| General Fund                   |                                | ACTUAL           | ORIG BUD         | REVISED BUD      | ACTUAL          | DEPT REQ         | CHANGE           |               |     |
| 56210 PRINTING                 |                                |                  |                  |                  |                 |                  |                  |               |     |
| 1220551 56210                  | PRINTING-TAX BILLS             | \$ 2,769         | \$ 2,000         | \$ 2,000         | \$ 1,985        | \$ 2,000         | \$ 2,000         | 0.00%         |     |
|                                |                                |                  |                  |                  |                 |                  |                  |               |     |
| 59207 SMALL BALANCE WRITE OFFS |                                |                  |                  |                  |                 |                  |                  |               |     |
| 1220551 59207                  | SMALL BALANCE WRITE OFFS       | \$ 90            | \$ 200           | \$ 200           | \$ -            | \$ 200           | \$ 200           | 0.00%         |     |
|                                |                                |                  |                  |                  |                 |                  |                  |               |     |
| <b>TOTAL Tax Collector</b>     |                                | <b>\$ 18,064</b> | <b>\$ 19,520</b> | <b>\$ 19,520</b> | <b>\$ 9,737</b> | <b>\$ 22,616</b> | <b>\$ 22,616</b> | <b>15.90%</b> |     |
| 206 Assessing                  |                                |                  |                  |                  |                 |                  |                  |               |     |
| 260 Assessor                   |                                |                  |                  |                  |                 |                  |                  |               |     |
| 51100 DEPT HEAD                |                                |                  |                  |                  |                 |                  |                  |               |     |
| 1220660 51100                  | ASSESSOR                       | \$ 73,467        | \$ 83,655        | \$ 83,655        | \$ 57,545       | \$ 89,146        | \$ 89,146        | 6.60%         |     |
|                                |                                |                  |                  |                  |                 |                  |                  |               |     |
| 52020 WORKERS COMP             |                                |                  |                  |                  |                 |                  |                  |               |     |
| 1220660 52020                  | WORKERS COMP                   | \$ 969           | \$ 601           | \$ 601           | \$ 360          | \$ 1,047         | \$ 1,047         | 74.20%        |     |
|                                |                                |                  |                  |                  |                 |                  |                  |               |     |
| 52200 HEALTH INSURANCE         |                                |                  |                  |                  |                 |                  |                  |               |     |
| 1220660 52200                  | HEALTH INS                     | \$ 24,162        | \$ 24,356        | \$ 24,356        | \$ 17,774       | \$ 26,069        | \$ 26,069        | 7.00%         |     |
|                                |                                |                  |                  |                  |                 |                  |                  |               |     |
| 52300 FICA                     |                                |                  |                  |                  |                 |                  |                  |               |     |
| 1220660 52300                  | FICA                           | \$ 4,413         | \$ 5,187         | \$ 5,187         | \$ 3,463        | \$ 5,527         | \$ 5,527         | 6.60%         |     |
|                                |                                |                  |                  |                  |                 |                  |                  |               |     |
| 52310 MEDICARE                 |                                |                  |                  |                  |                 |                  |                  |               |     |
| 1220660 52310                  | MEDICARE                       | \$ 1,032         | \$ 1,213         | \$ 1,213         | \$ 810          | \$ 1,292         | \$ 1,292         | 6.50%         |     |
|                                |                                |                  |                  |                  |                 |                  |                  |               |     |
| 53000 OFFICE SUPPLIES          |                                |                  |                  |                  |                 |                  |                  |               |     |
| 1220660 53000                  | OFFICE SUPPLIES                | \$ 462           | \$ 1,000         | \$ 1,000         | \$ -            | \$ 1,000         | \$ 1,000         | 0.00%         |     |
|                                |                                |                  |                  |                  |                 |                  |                  |               |     |
| 53140 POSTAGE                  |                                |                  |                  |                  |                 |                  |                  |               |     |
| 1220660 53140                  | POSTAGE                        | \$ 435           | \$ 250           | \$ 250           | \$ -            | \$ 600           | \$ 600           | 140.00%       |     |
|                                |                                |                  |                  |                  |                 |                  |                  |               |     |
| 53710 VEHICLE FUEL             |                                |                  |                  |                  |                 |                  |                  |               |     |
| 1220660 53710                  | 2702 VEHICLE FUEL-18 CHEV COLO | \$ 289           | \$ 200           | \$ 200           | \$ 76           | \$ 200           | \$ 200           | 0.00%         |     |
|                                |                                |                  |                  |                  |                 |                  |                  |               |     |
| 54100 TRAINING                 |                                |                  |                  |                  |                 |                  |                  |               |     |
| 1220660 54100                  | TRAINING                       | \$ 340           | \$ 750           | \$ 750           | \$ 260          | \$ 1,000         | \$ 1,000         | 33.30%        |     |
|                                |                                |                  |                  |                  |                 |                  |                  |               |     |
| 1220660 54100                  | 91000 TRAINING - Harold Alfond | \$ 400           | \$ -             | \$ -             | \$ -            | \$ -             | \$ -             | 0.00%         |     |

| ACCOUNTS FOR:                 |                         | 2023              | 2024              | 2024              | 2024             | 2024              | 2024              | 2025         | PCT |
|-------------------------------|-------------------------|-------------------|-------------------|-------------------|------------------|-------------------|-------------------|--------------|-----|
| General Fund                  |                         | ACTUAL            | ORIG BUD          | REVISED BUD       | ACTUAL           | DEPT REQ          | CHANGE            |              |     |
| 54200 DUES & MEMBERSHIPS      |                         |                   |                   |                   |                  |                   |                   |              |     |
| 1220660 54200                 | DUES & MEMBERSHIPS      | \$ 350            | \$ 500            | \$ 500            | \$ 330           | \$ 500            | \$ 500            | 0.00%        |     |
| 54530 OTHER CONTRACT SERVICES |                         |                   |                   |                   |                  |                   |                   |              |     |
| 1220660 54530                 | OTHER CONTRACTED SVCS   | \$ 200            | \$ 2,500          | \$ 2,500          | \$ 100           | \$ 5,000          | \$ 5,000          | 100.00%      |     |
| 55130 CELL PHONES             |                         |                   |                   |                   |                  |                   |                   |              |     |
| 1220660 55130                 | CELL PHONES             | \$ 537            | \$ 500            | \$ 500            | \$ 313           | \$ 600            | \$ 600            | 0.00%        |     |
| 55330 SOFTWARE LICENSE FEE    |                         |                   |                   |                   |                  |                   |                   |              |     |
| 1220660 55330                 | SOFTWARE RENEW/LIC FEES | \$ 15,548         | \$ 18,000         | \$ 18,000         | \$ 17,523        | \$ 18,600         | \$ 18,600         | 3.30%        |     |
| 56100 TRAVEL                  |                         |                   |                   |                   |                  |                   |                   |              |     |
| 1220660 56100                 | TRAVEL                  | \$ 1,965          | \$ 1,500          | \$ 1,500          | \$ -             | \$ 2,500          | \$ 2,500          | 66.70%       |     |
| 56205 PUBLIC NOTICE           |                         |                   |                   |                   |                  |                   |                   |              |     |
| 1220660 56205                 | PUBLIC NOTICE           | \$ -              | \$ 250            | \$ 250            | \$ -             | \$ 250            | \$ 250            | 0.00%        |     |
| 56210 PRINTING                |                         |                   |                   |                   |                  |                   |                   |              |     |
| 1220660 56210                 | PRINTING                | \$ 237            | \$ 250            | \$ 250            | \$ -             | \$ 250            | \$ 250            | 0.00%        |     |
| 57400 EQUIP-TECH HARDWARE     |                         |                   |                   |                   |                  |                   |                   |              |     |
| 1220660 57400                 | EQUIP-TECH HARDWARE     | \$ 2,044          | \$ 2,500          | \$ 2,500          | \$ -             | \$ 2,500          | \$ 2,500          | 0.00%        |     |
| <b>TOTAL Assessor</b>         |                         | <b>\$ 126,849</b> | <b>\$ 143,212</b> | <b>\$ 143,212</b> | <b>\$ 98,554</b> | <b>\$ 156,081</b> | <b>\$ 156,081</b> | <b>9.00%</b> |     |
| 207 Code Enforcement          |                         |                   |                   |                   |                  |                   |                   |              |     |
| 270 Code Enforcement Officer  |                         |                   |                   |                   |                  |                   |                   |              |     |
| 51100 DEPT HEAD               |                         |                   |                   |                   |                  |                   |                   |              |     |
| 1220770 51100                 | CODE ENFORCE OFFICER    | \$ 70,153         | \$ 81,601         | \$ 81,601         | \$ 52,317        | \$ 85,897         | \$ 85,897         | 5.30%        |     |
| 51140 CLERICAL                |                         |                   |                   |                   |                  |                   |                   |              |     |
| 1220770 51140                 | CEO-ASSISTANT           | \$ 5,152          | \$ 20,717         | \$ 20,717         | \$ 6,564         | \$ 12,434         | \$ 12,434         | -40.00%      |     |
| 51440 PART TIME               |                         |                   |                   |                   |                  |                   |                   |              |     |
| 1220770 51440                 | DEPUTY CEO              | \$ -              | \$ 7,000          | \$ 7,000          | \$ -             | \$ 71,317         | \$ 71,317         | 918.80%      |     |
| 51500 OVERTIME                |                         |                   |                   |                   |                  |                   |                   |              |     |
| 1220770 51500                 | OVERTIME                | \$ 4,011          | \$ 4,000          | \$ 4,000          | \$ 3,115         | \$ 4,000          | \$ 4,000          | 0.00%        |     |
| 52020 WORKERS COMP            |                         |                   |                   |                   |                  |                   |                   |              |     |

| ACCOUNTS FOR:<br>General Fund | 2023<br>ACTUAL | 2024      |             | 2024      |           | 2024      |          | 2025     |         | PCT<br>CHANGE |
|-------------------------------|----------------|-----------|-------------|-----------|-----------|-----------|----------|----------|---------|---------------|
|                               |                | ORIG BUD  | REVISED BUD | ACTUAL    | BUD       | DEPT REQ  | DEPT REQ | DEPT REQ |         |               |
| 1220770 52020                 | \$ 940         | \$ 601    | \$ 601      | \$ 360    | \$ 1,426  | \$ 1,426  |          |          | 137.30% |               |
|                               |                |           |             |           |           |           |          |          |         |               |
|                               |                |           |             |           |           |           |          |          |         |               |
| 52030 ICMA 401                |                |           |             |           |           |           |          |          |         |               |
| 1220770 52030                 | \$ 7,939       | \$ 8,988  | \$ 8,988    | \$ 6,253  | \$ 11,951 | \$ 11,951 |          |          | 33.00%  |               |
|                               |                |           |             |           |           |           |          |          |         |               |
|                               |                |           |             |           |           |           |          |          |         |               |
| 52120 MPERS                   |                |           |             |           |           |           |          |          |         |               |
| 1220770 52120                 | \$ 49          | \$ -      | \$ -        | \$ -      | \$ 7,274  | \$ 7,274  |          |          | 0.00%   |               |
|                               |                |           |             |           |           |           |          |          |         |               |
|                               |                |           |             |           |           |           |          |          |         |               |
| 52200 HEALTH INSURANCE        |                |           |             |           |           |           |          |          |         |               |
| 1220770 52200                 | \$ 24,162      | \$ 28,799 | \$ 28,799   | \$ 18,749 | \$ 54,798 | \$ 54,798 |          |          | 90.30%  |               |
|                               |                |           |             |           |           |           |          |          |         |               |
|                               |                |           |             |           |           |           |          |          |         |               |
| 52300 FICA                    |                |           |             |           |           |           |          |          |         |               |
| 1220770 52300                 | \$ 4,774       | \$ 5,493  | \$ 5,493    | \$ 3,736  | \$ 10,519 | \$ 10,519 |          |          | 91.50%  |               |
|                               |                |           |             |           |           |           |          |          |         |               |
| 52310 MEDICARE                |                |           |             |           |           |           |          |          |         |               |
| 1220770 52310                 | \$ 1,117       | \$ 1,285  | \$ 1,285    | \$ 874    | \$ 2,210  | \$ 2,210  |          |          | 72.00%  |               |
|                               |                |           |             |           |           |           |          |          |         |               |
|                               |                |           |             |           |           |           |          |          |         |               |
| 53140 POSTAGE                 |                |           |             |           |           |           |          |          |         |               |
| 1220770 53140                 | \$ 652         | \$ 2,000  | \$ 2,000    | \$ 3      | \$ 2,000  | \$ 2,000  |          |          | 0.00%   |               |
|                               |                |           |             |           |           |           |          |          |         |               |
|                               |                |           |             |           |           |           |          |          |         |               |
| 53710 VEHICLE FUEL            |                |           |             |           |           |           |          |          |         |               |
| 1220770 53710                 | \$ 283         | \$ 1,500  | \$ 1,500    | \$ 76     | \$ 1,000  | \$ 1,000  |          |          | -33.30% |               |
|                               |                |           |             |           |           |           |          |          |         |               |
|                               |                |           |             |           |           |           |          |          |         |               |
| 53900 MISC SUPPLIES           |                |           |             |           |           |           |          |          |         |               |
| 1220770 53900                 | \$ 169         | \$ 2,000  | \$ 2,000    | \$ 10     | \$ 2,000  | \$ 2,000  |          |          | 0.00%   |               |
|                               |                |           |             |           |           |           |          |          |         |               |
|                               |                |           |             |           |           |           |          |          |         |               |
| 54100 TRAINING                |                |           |             |           |           |           |          |          |         |               |
| 1220770 54100                 | \$ 930         | \$ 2,500  | \$ 2,500    | \$ -      | \$ 2,000  | \$ 2,000  |          |          | -20.00% |               |
|                               |                |           |             |           |           |           |          |          |         |               |
|                               |                |           |             |           |           |           |          |          |         |               |
| 54200 DUES & MEMBERSHIPS      |                |           |             |           |           |           |          |          |         |               |
| 1220770 54200                 | \$ 35          | \$ 2,000  | \$ 2,000    | \$ 35     | \$ 1,000  | \$ 1,000  |          |          | -50.00% |               |
|                               |                |           |             |           |           |           |          |          |         |               |
|                               |                |           |             |           |           |           |          |          |         |               |
| 54500 LEGAL                   |                |           |             |           |           |           |          |          |         |               |
| 1220770 54500                 | \$ 15,776      | \$ 17,000 | \$ 17,000   | \$ 23,938 | \$ 17,000 | \$ 17,000 |          |          | 0.00%   |               |
|                               |                |           |             |           |           |           |          |          |         |               |
|                               |                |           |             |           |           |           |          |          |         |               |
| 54900 PLANNING CONSULTANT     |                |           |             |           |           |           |          |          |         |               |
| 1220770 54900                 | \$ 36,569      | \$ 20,000 | \$ 20,000   | \$ 26,839 | \$ 30,000 | \$ 30,000 |          |          | 50.00%  |               |
|                               |                |           |             |           |           |           |          |          |         |               |
| 55100 VEHICLE REPAIR          |                |           |             |           |           |           |          |          |         |               |

| ACCOUNTS FOR:<br>General Fund                 | 2023<br>ACTUAL    | 2024              |                   | 2024              |                   | 2024              |                   | 2025<br>DEPT REQ | PCT<br>CHANGE |
|-----------------------------------------------|-------------------|-------------------|-------------------|-------------------|-------------------|-------------------|-------------------|------------------|---------------|
|                                               |                   | ORIG BUD          | REVISED BUD       | ACTUAL            | ACTUAL            | 2024              | 2025              |                  |               |
| 1220770 55100 2702 VEHICLE REPAIR-18 CHEV COL | \$ -              | \$ 500            | \$ 500            | \$ -              | \$ -              | \$ 1,000          | \$ 1,000          | 100.00%          |               |
| 55330 SOFTWARE LICENSE FEE                    |                   |                   |                   |                   |                   |                   |                   |                  |               |
| 1220770 55330 SOFTWARE RENEW/LIC FEES         | \$ 300            | \$ 1,000          | \$ 1,000          | \$ 330            | \$ 330            | \$ 1,000          | \$ 1,000          | 0.00%            |               |
| 55400 REPAIRS & MAINT-GENERAL                 |                   |                   |                   |                   |                   |                   |                   |                  |               |
| 1220770 55400 GEN REPAIRS & MAINT             | \$ 62             | \$ 1,000          | \$ 1,000          | \$ 572            | \$ 572            | \$ -              | \$ -              | 0.00%            |               |
| 56100 TRAVEL                                  |                   |                   |                   |                   |                   |                   |                   |                  |               |
| 1220770 56100 TRAVEL                          | \$ -              | \$ 1,500          | \$ 1,500          | \$ -              | \$ -              | \$ 1,000          | \$ 1,000          | -33.30%          |               |
| 56205 PUBLIC NOTICE                           |                   |                   |                   |                   |                   |                   |                   |                  |               |
| 1220770 56205 PUBLIC NOTICE                   | \$ 219            | \$ 1,500          | \$ 1,500          | \$ -              | \$ -              | \$ 1,500          | \$ 1,500          | 0.00%            |               |
| 57100 EQUIPMENT                               |                   |                   |                   |                   |                   |                   |                   |                  |               |
| 1220770 57100 EQUIPMENT                       | \$ 250            | \$ 500            | \$ 500            | \$ -              | \$ -              | \$ -              | \$ -              | 0.00%            |               |
| TOTAL EQUIPMENT                               | \$ 250            | \$ 500            | \$ 500            | \$ -              | \$ -              | \$ -              | \$ -              | -100.00%         |               |
| 57400 EQUIP-TECH HARDWARE                     |                   |                   |                   |                   |                   |                   |                   |                  |               |
| 1220770 57400 CEO-EQUIP-TECH HARDWARE         | \$ -              | \$ 1,000          | \$ 1,000          | \$ -              | \$ -              | \$ 1,500          | \$ 1,500          | 50.00%           |               |
| <b>TOTAL Code Enforcement</b>                 | <b>\$ 173,541</b> | <b>\$ 212,484</b> | <b>\$ 212,484</b> | <b>\$ 143,771</b> | <b>\$ 143,771</b> | <b>\$ 322,826</b> | <b>\$ 322,826</b> | <b>51.90%</b>    |               |
| 208 Unallocated                               |                   |                   |                   |                   |                   |                   |                   |                  |               |
| 52130 UNEMPLOYMENT                            |                   |                   |                   |                   |                   |                   |                   |                  |               |
| 1220800 52130 UNEMPLOYM ENT                   | \$ -              | \$ 2,500          | \$ 2,500          | \$ -              | \$ -              | \$ 1,000          | \$ 1,000          | -60.00%          |               |
| 52210 LIFE INS-Retirees                       |                   |                   |                   |                   |                   |                   |                   |                  |               |
| 1220800 52210 LIFE INS-Retirees               | \$ 441            | \$ 1,000          | \$ 1,000          | \$ 276            | \$ 276            | \$ 600            | \$ 600            | -40.00%          |               |
| 52400 MEDICAL TESTING                         |                   |                   |                   |                   |                   |                   |                   |                  |               |
| 1220800 52400 MEDICAL TESTING                 | \$ 177            | \$ 1,000          | \$ 1,000          | \$ 623            | \$ 623            | \$ 500            | \$ 500            | -50.00%          |               |
| 52415 UNALLOCATED-HRA MED DED                 |                   |                   |                   |                   |                   |                   |                   |                  |               |
| 1220800 52415 HRA=MED DEDUCT                  | \$ 73,252         | \$ 105,000        | \$ 105,000        | \$ 31,716         | \$ 31,716         | \$ 95,000         | \$ 95,000         | -9.50%           |               |
| 54531 ADMIN-ACTUARY                           |                   |                   |                   |                   |                   |                   |                   |                  |               |
| 1220800 54531 ADMIN-ACTUARY                   | \$ 500            | \$ 1,000          | \$ 1,000          | \$ 750            | \$ 750            | \$ 500            | \$ 500            | -50.00%          |               |
| 54532 ADMIN-SE125                             |                   |                   |                   |                   |                   |                   |                   |                  |               |

| ACCOUNTS FOR:<br>General Fund             | 2023<br>ACTUAL   | 2024<br>ORIG BUD  | 2024<br>REVISED BUD | 2024<br>ACTUAL   | 2025<br>DEPT REQ | PCT<br>CHANGE  |
|-------------------------------------------|------------------|-------------------|---------------------|------------------|------------------|----------------|
|                                           |                  |                   |                     |                  |                  |                |
| 1220800 54532 ADMIN-SE125                 | \$ 1,010         | \$ 1,000          | \$ 1,000            | \$ 545           | \$ 1,200         | 20.00%         |
| 54600 OUTSIDE LAB/MEDICAL                 |                  |                   |                     |                  |                  |                |
| 1220800 54600 OUTSIDE LAB/MEDICAL         | \$ 751           | \$ 1,500          | \$ 1,500            | \$ -             | \$ 1,000         | -33.30%        |
| <b>TOTAL Unallocated</b>                  | <b>\$ 76,131</b> | <b>\$ 113,000</b> | <b>\$ 113,000</b>   | <b>\$ 33,910</b> | <b>\$ 99,800</b> | <b>-11.70%</b> |
| 209 Human Resources                       |                  |                   |                     |                  |                  |                |
| 53000 OFFICE SUPPLIES                     |                  |                   |                     |                  |                  |                |
| 1220900 53000 OFFICE SUPPLIES             | \$ 102           | \$ 300            | \$ 300              | \$ -             | \$ -             | 0.00%          |
| 53620 SOFTWARE PURCHASE                   |                  |                   |                     |                  |                  |                |
| 1220900 53620 SOFTWARE PURCHASE           | \$ -             | \$ 3,000          | \$ 3,000            | \$ -             | \$ -             | 0.00%          |
| 53900 MISC SUPPLIES                       |                  |                   |                     |                  |                  |                |
| 1220900 53900 MISC SUPPLIES               | \$ -             | \$ 200            | \$ 200              | \$ 3,110         | \$ -             | 0.00%          |
| 54100 TRAINING                            |                  |                   |                     |                  |                  |                |
| 1220900 54100 TRAINING                    | \$ -             | \$ 500            | \$ 500              | \$ 500           | \$ -             | 0.00%          |
| 54200 DUES & MEMBERSHIPS                  |                  |                   |                     |                  |                  |                |
| 1220900 54200 DUES & MEMBERSHIPS          | \$ 35            | \$ 500            | \$ 500              | \$ -             | \$ -             | 0.00%          |
| 54500 LEGAL                               |                  |                   |                     |                  |                  |                |
| 1220900 54500 LEGAL                       | \$ 748           | \$ 500            | \$ 500              | \$ -             | \$ -             | 0.00%          |
| 54529 BH Contracted Services              |                  |                   |                     |                  |                  |                |
| 1220900 54529 BH Contracted Services - HR | \$ 30,025        | \$ 50,400         | \$ 50,400           | \$ -             | \$ 51,912        | 3.00%          |
| 54533 CONSULTANT-ADMIN                    |                  |                   |                     |                  |                  |                |
| 1220900 54533 CONSULTANT-ADMIN            | \$ 910           | \$ -              | \$ -                | \$ -             | \$ -             | 0.00%          |
| <b>TOTAL Human Resources</b>              | <b>\$ 31,820</b> | <b>\$ 55,400</b>  | <b>\$ 55,400</b>    | <b>\$ 3,610</b>  | <b>\$ 51,912</b> | <b>-6.30%</b>  |
| 210 Technology                            |                  |                   |                     |                  |                  |                |
| 51100 DEPT HEAD                           |                  |                   |                     |                  |                  |                |
| 1221000 51100 IT ADMINISTRATOR            | \$ 8,243         | \$ 9,105          | \$ 9,105            | \$ 5,600         | \$ 9,651         | 6.00%          |

| ACCOUNTS FOR:               |                              | 2023      |           | 2024        |           | 2024      |        | 2024 |  | 2025 |  | PCT |         |
|-----------------------------|------------------------------|-----------|-----------|-------------|-----------|-----------|--------|------|--|------|--|-----|---------|
| General Fund                |                              | ACTUAL    | ORIG BUD  | REVISED BUD | ACTUAL    | DEPT REQ  | CHANGE |      |  |      |  |     |         |
| 52300 FICA                  |                              |           |           |             |           |           |        |      |  |      |  |     |         |
| 1221000 52300               | FICA                         | \$ 486    | \$ 565    | \$ 565      | \$ 346    | \$ 598    |        |      |  |      |  |     | 5.80%   |
|                             |                              |           |           |             |           |           |        |      |  |      |  |     |         |
| 52310 MEDICARE              |                              |           |           |             |           |           |        |      |  |      |  |     |         |
| 1221000 52310               | MEDICARE                     | \$ 114    | \$ 132    | \$ 132      | \$ 81     | \$ 140    |        |      |  |      |  |     | 6.10%   |
|                             |                              |           |           |             |           |           |        |      |  |      |  |     |         |
| 53620 SOFTWARE PURCHASE     |                              |           |           |             |           |           |        |      |  |      |  |     |         |
| 1221000 53620               | SOFTWARE PKG PURCHASE        | \$ 3,866  | \$ 10,000 | \$ 10,000   | \$ 884    | \$ -      |        |      |  |      |  |     | 0.00%   |
|                             |                              |           |           |             |           |           |        |      |  |      |  |     |         |
| 54250 IT/TECH FEE           |                              |           |           |             |           |           |        |      |  |      |  |     |         |
| 1221000 54250               | IT/TECH FEE                  | \$ 22,391 | \$ 25,000 | \$ 25,000   | \$ 18,343 | \$ 25,000 |        |      |  |      |  |     | 0.00%   |
|                             |                              |           |           |             |           |           |        |      |  |      |  |     |         |
| 55120 TELEPHONE             |                              |           |           |             |           |           |        |      |  |      |  |     |         |
| 1221000 55120               | TELEPHONE-USAGE              | \$ 16,465 | \$ 17,885 | \$ 17,885   | \$ 10,171 | \$ 17,453 |        |      |  |      |  |     | -2.40%  |
|                             |                              |           |           |             |           |           |        |      |  |      |  |     |         |
| 55140 EMAIL/INTERNET        |                              |           |           |             |           |           |        |      |  |      |  |     |         |
| 1221000 55140               | EMAIL/INTERNET               | \$ 20,729 | \$ 20,000 | \$ 20,000   | \$ 18,300 | \$ 21,973 |        |      |  |      |  |     | 9.90%   |
|                             |                              |           |           |             |           |           |        |      |  |      |  |     |         |
| 55150 CABLE/INTERNET        |                              |           |           |             |           |           |        |      |  |      |  |     |         |
| 1221000 55150               | CABLE/INTERNET               | \$ 43,680 | \$ 41,700 | \$ 41,700   | \$ 25,995 | \$ 47,330 |        |      |  |      |  |     | 13.50%  |
|                             |                              |           |           |             |           |           |        |      |  |      |  |     |         |
| 55320 LEASE-COPIER/PRINTERS |                              |           |           |             |           |           |        |      |  |      |  |     |         |
| 1221000 55320               | COPIER LEASE                 | \$ 17,686 | \$ 18,000 | \$ 18,000   | \$ 13,221 | \$ 18,747 |        |      |  |      |  |     | 4.20%   |
|                             |                              |           |           |             |           |           |        |      |  |      |  |     |         |
| 55321 LEASE-SCANNER         |                              |           |           |             |           |           |        |      |  |      |  |     |         |
| 1221000 55321               | LEASE-SCANNER                | \$ 1,257  | \$ 1,500  | \$ 1,500    | \$ 733    | \$ 1,400  |        |      |  |      |  |     | -6.70%  |
|                             |                              |           |           |             |           |           |        |      |  |      |  |     |         |
| 55330 SOFTWARE LICENSE FEE  |                              |           |           |             |           |           |        |      |  |      |  |     |         |
| 1221000 55330               | 800 SOFTWARE MUNIS LICENSE   | \$ 59,353 | \$ 58,000 | \$ 58,000   | \$ 65,582 | \$ 60,000 |        |      |  |      |  |     | 3.40%   |
| 1221000 55330               | 888 SOFTWARE-TRIO CASH RECTS | \$ 12,093 | \$ 13,000 | \$ 13,000   | \$ 13,121 | \$ 12,200 |        |      |  |      |  |     | -6.20%  |
| 1221000 55330               | 890 SOFTWARE-ZOOM            | \$ 1,200  | \$ 1,500  | \$ 1,500    | \$ 1,142  | \$ 1,300  |        |      |  |      |  |     | -13.30% |
| 1221000 55330               | 891 SOFTWARE LICENSE FEE     | \$ -      | \$ -      | \$ -        | \$ -      | \$ 12,500 |        |      |  |      |  |     | 0.00%   |
|                             |                              |           |           |             |           |           |        |      |  |      |  |     |         |
| 57400 EQUIP-TECH HARDWARE   |                              |           |           |             |           |           |        |      |  |      |  |     |         |
| 1221000 57400               | EQUIP-TECH HARDWARE          | \$ 5,514  | \$ 2,000  | \$ 2,000    | \$ 3,468  | \$ 5,700  |        |      |  |      |  |     | 185.00% |
|                             |                              |           |           |             |           |           |        |      |  |      |  |     |         |



| ACCOUNTS FOR:<br>General Fund                | 2023<br>ACTUAL    | 2024<br>ORIG BUD  | 2024<br>REVISED BUD | 2024<br>ACTUAL    | 2025<br>DEPT REQ  | PCT<br>CHANGE |
|----------------------------------------------|-------------------|-------------------|---------------------|-------------------|-------------------|---------------|
| 57600 EQUIP-INFRASTRUCT-COMMUN               |                   |                   |                     |                   |                   |               |
| 1221000 57600 EQUIP-INFRASTRUCT-PHONE        | \$ 14,368         | \$ 2,500          | \$ 2,500            | \$ -              | \$ 15,000         | 500.00%       |
| <b>TOTAL Technology</b>                      | <b>\$ 227,444</b> | <b>\$ 220,887</b> | <b>\$ 220,887</b>   | <b>\$ 176,986</b> | <b>\$ 248,992</b> | <b>12.70%</b> |
| 211 Contracted Mun & Comm-Oriented           |                   |                   |                     |                   |                   |               |
| 59101 NEH LIBRARY                            |                   |                   |                     |                   |                   |               |
| 1222000 59101 NEH LIBRARY - MOU              | \$ -              | \$ 25,000         | \$ 25,000           | \$ 25,000         | \$ 25,000         | 0.00%         |
| 59102 SH LIBRARY                             |                   |                   |                     |                   |                   |               |
| 1222000 59102 SH LIBRARY - MOU               | \$ -              | \$ 4,000          | \$ 4,000            | \$ 4,000          | \$ 4,000          | 0.00%         |
| 59103 SV LIBRARY                             |                   |                   |                     |                   |                   |               |
| 1222000 59103 SV LIBRARY - MOU               | \$ -              | \$ 12,000         | \$ 12,000           | \$ 12,000         | \$ 12,000         | 0.00%         |
| 59121 NEIGHBORHOOD HOUSE-GENERAL             |                   |                   |                     |                   |                   |               |
| 1222000 59121 NEIGHBORHOOD HOUSE-GENERAL     | \$ -              | \$ 50,000         | \$ 50,000           | \$ 50,000         | \$ 50,000         | 0.00%         |
| 59122 NEIGHBORHOOD HOUSE-YOUTH               |                   |                   |                     |                   |                   |               |
| 1222000 59122 NEIGHBORHOOD HOUSE-YOUTH       | \$ -              | \$ 15,000         | \$ 15,000           | \$ 15,000         | \$ 15,000         | 0.00%         |
| 59123 NEIGHBORHOOD HOUSE-COMM EVENTS         |                   |                   |                     |                   |                   |               |
| 1222000 59123 NEIGHBORHOOD HOUSE-COMM EVENTS | \$ -              | \$ 23,000         | \$ 23,000           | \$ 23,000         | \$ 23,000         | 0.00%         |
| 59138 ISLAND EXPLORER                        |                   |                   |                     |                   |                   |               |
| 1222000 59138 ISLAND EXPLORER - MOU          | \$ -              | \$ 14,000         | \$ 14,000           | \$ 14,000         | \$ 14,000         | 0.00%         |
| <b>TOTAL Contracted Mun &amp; Comm-</b>      | <b>\$ -</b>       | <b>\$ 143,000</b> | <b>\$ 143,000</b>   | <b>\$ 143,000</b> | <b>\$ 143,000</b> | <b>0.00%</b>  |
| 300 General Assistance                       |                   |                   |                     |                   |                   |               |
| 54400 GA-FOOD ASSISTANCE                     |                   |                   |                     |                   |                   |               |
| 1330000 54400 GA-FOOD ASSISTANCE             | \$ -              | \$ 1,000          | \$ 1,000            | \$ -              | \$ 1,000          | 0.00%         |
| 54410 GA-FUEL ASSISTANCE                     |                   |                   |                     |                   |                   |               |
| 1330000 54410 GA-FUEL ASSISTANCE             | \$ -              | \$ 1,500          | \$ 1,500            | \$ -              | \$ 1,500          | 0.00%         |
| 54420 GA-ELECTRIC ASSISTANCE                 |                   |                   |                     |                   |                   |               |
| 1330000 54420 GA-ELECTRIC ASSISTANCE         | \$ -              | \$ 1,000          | \$ 1,000            | \$ -              | \$ 1,000          | 0.00%         |

| ACCOUNTS FOR:                         |  | 2023       | 2024       | 2024        | 2024       | 2024       | 2024   | 2025    | PCT      |
|---------------------------------------|--|------------|------------|-------------|------------|------------|--------|---------|----------|
| General Fund                          |  | ACTUAL     | ORIG BUD   | REVISED BUD | ACTUAL     | DEPT REQ   | CHANGE |         |          |
| 54460 GA-RENTAL ASSISTANCE            |  | \$ -       | \$ 1,000   | \$ 1,000    | \$ 891     | \$ 1,000   |        | 1,000   | 0.00%    |
| 54490 GA-OTHER BASIC ASSISTANCE       |  | \$ -       | \$ 500     | \$ 500      | \$ 165     | \$ 500     |        | 500     | 0.00%    |
| <b>TOTAL General Assistance</b>       |  | \$ -       | \$ 5,000   | \$ 5,000    | \$ 1,056   | \$ 5,000   |        | 5,000   | 0.00%    |
| 350 Rural Wastewater Support          |  |            |            |             |            |            |        |         |          |
| 54620 SEPTIC PUMP SVCS                |  |            |            |             |            |            |        |         |          |
| 1335000 54620 RWWSP Septic Pumping    |  | \$ 2,730   | \$ 7,500   | \$ 7,500    | \$ 3,800   | \$ 7,500   |        | 7,500   | 0.00%    |
| 59150 RWWSP Benefit                   |  |            |            |             |            |            |        |         |          |
| 1335000 59150 RWWSP Benefit           |  | \$ 186,775 | \$ 214,566 | \$ 214,566  | \$ 199,789 | \$ 225,080 |        | 225,080 | 4.90%    |
| <b>TOTAL Rural Wastewater Support</b> |  | \$ 189,505 | \$ 222,066 | \$ 222,066  | \$ 203,589 | \$ 232,580 |        | 232,580 | 4.70%    |
| 401 Police                            |  |            |            |             |            |            |        |         |          |
| 410 Police Department                 |  |            |            |             |            |            |        |         |          |
| 51100 DEPT HEAD                       |  |            |            |             |            |            |        |         |          |
| 1440110 51100 POLICE CHIEF            |  | \$ 121,404 | \$ 135,122 | \$ 135,122  | \$ 18,031  | \$ -       |        | -       | -100.00% |
| 51120 SUPERVISOR                      |  |            |            |             |            |            |        |         |          |
| 1440110 51120 POLICE LT & SGT         |  | \$ 138,648 | \$ 166,500 | \$ 166,500  | \$ 69,732  | \$ 176,490 |        | 176,490 | 6.00%    |
| 51210 PATROLMAN                       |  |            |            |             |            |            |        |         |          |
| 1440110 51210 PATROLMAN               |  | \$ 216,143 | \$ 258,954 | \$ 258,954  | \$ 126,837 | \$ 282,430 |        | 282,430 | 9.10%    |
| 51440 PART TIME                       |  |            |            |             |            |            |        |         |          |
| 1440110 51440 PART TIME-SEASONAL      |  | \$ 4,710   | \$ 12,000  | \$ 12,000   | \$ 7,774   | \$ 12,000  |        | 12,000  | 0.00%    |
| 51441 ON CALL WAGES                   |  |            |            |             |            |            |        |         |          |
| 1440110 51441 ON CALL WAGES           |  | \$ 9,490   | \$ 10,400  | \$ 10,400   | \$ 4,075   | \$ 10,400  |        | 10,400  | 0.00%    |
| 51500 OVERTIME                        |  |            |            |             |            |            |        |         |          |
| 1440110 51500 OVERTIME                |  | \$ 68,680  | \$ 72,262  | \$ 72,262   | \$ 44,466  | \$ 76,959  |        | 76,959  | 6.50%    |
| 51810 HOLIDAY PAY                     |  |            |            |             |            |            |        |         |          |

| ACCOUNTS FOR:<br>General Fund | 2023<br>ACTUAL | 2024<br>ORIG BUD | 2024<br>REVISED BUD | 2024<br>ACTUAL | 2025<br>DEPT REQ | PCT<br>CHANGE |
|-------------------------------|----------------|------------------|---------------------|----------------|------------------|---------------|
|                               |                |                  |                     |                |                  |               |
| 1440110 51810                 | \$ 19,225      | \$ 21,083        | \$ 21,083           | \$ 13,793      | \$ 22,254        | 5.60%         |
|                               |                |                  |                     |                |                  |               |
|                               |                |                  |                     |                |                  |               |
| 52020 WORKERS COMP            |                |                  |                     |                |                  |               |
| 1440110 52020                 | \$ 18,362      | \$ 18,310        | \$ 18,310           | \$ 10,957      | \$ 18,362        | 0.30%         |
|                               |                |                  |                     |                |                  |               |
|                               |                |                  |                     |                |                  |               |
| 52030 ICMA 401                |                |                  |                     |                |                  |               |
| 1440110 52030                 | \$ 27,649      | \$ 21,110        | \$ 21,110           | \$ 12,217      | \$ 28,932        | 37.10%        |
|                               |                |                  |                     |                |                  |               |
| 52120 MPERS                   |                |                  |                     |                |                  |               |
| 1440110 52120                 | \$ 36,639      | \$ 33,716        | \$ 33,716           | \$ 18,616      | \$ 37,801        | 12.10%        |
|                               |                |                  |                     |                |                  |               |
| 52200 HEALTH INSURANCE        |                |                  |                     |                |                  |               |
| 1440110 52200                 | \$ 126,449     | \$ 133,787       | \$ 133,787          | \$ 63,833      | \$ 130,460       | -2.50%        |
|                               |                |                  |                     |                |                  |               |
| 52205 DENTAL INSURANCE        |                |                  |                     |                |                  |               |
| 1440110 52205                 | \$ 839         | \$ 1,620         | \$ 1,620            | \$ 151         | \$ -             | 0.00%         |
|                               |                |                  |                     |                |                  |               |
| 52300 FICA                    |                |                  |                     |                |                  |               |
| 1440110 52300                 | \$ 32,448      | \$ 34,374        | \$ 34,374           | \$ 15,300      | \$ 35,824        | 4.20%         |
|                               |                |                  |                     |                |                  |               |
| 52310 MEDICARE                |                |                  |                     |                |                  |               |
| 1440110 52310                 | \$ 7,589       | \$ 8,039         | \$ 8,039            | \$ 3,578       | \$ 8,378         | 4.20%         |
|                               |                |                  |                     |                |                  |               |
| 53000 OFFICE SUPPLIES         |                |                  |                     |                |                  |               |
| 1440110 53000                 | \$ 1,671       | \$ 2,500         | \$ 2,500            | \$ 2,065       | \$ 2,500         | 0.00%         |
|                               |                |                  |                     |                |                  |               |
| 53130 BOOKS                   |                |                  |                     |                |                  |               |
| 1440110 53130                 | \$ 634         | \$ 1,500         | \$ 1,500            | \$ 713         | \$ 1,500         | 0.00%         |
|                               |                |                  |                     |                |                  |               |
| 53140 POSTAGE                 |                |                  |                     |                |                  |               |
| 1440110 53140                 | \$ 101         | \$ 300           | \$ 300              | \$ 14          | \$ 300           | 0.00%         |
|                               |                |                  |                     |                |                  |               |
| 53520 AMMUNITION              |                |                  |                     |                |                  |               |
| 1440110 53520                 | \$ 1,259       | \$ 3,500         | \$ 3,500            | \$ 550         | \$ 3,500         | 0.00%         |
|                               |                |                  |                     |                |                  |               |
| 53620 SOFTWARE PURCHASE       |                |                  |                     |                |                  |               |
| 1440110 53620                 | \$ 9,322       | \$ 9,850         | \$ 9,850            | \$ 9,676       | \$ 7,825         | -20.60%       |
|                               |                |                  |                     |                |                  |               |
| 53710 VEHICLE FUEL            |                |                  |                     |                |                  |               |
| 1440110 53710                 | \$ 18,362      | \$ 21,600        | \$ 21,600           | \$ 11,468      | \$ 21,600        | 0.00%         |
|                               |                |                  |                     |                |                  |               |
| 53720 TIRES                   |                |                  |                     |                |                  |               |
| 1440110 53720                 | \$ 2,545       | \$ 5,000         | \$ 5,000            | \$ 4,149       | \$ 5,000         | 0.00%         |
|                               |                |                  |                     |                |                  |               |
| 53800 UNIFORMS                |                |                  |                     |                |                  |               |
| 1440110 53800                 | \$ 4,553       | \$ 6,000         | \$ 6,636            | \$ 5,356       | \$ 6,000         | 0.00%         |
|                               |                |                  |                     |                |                  |               |
| 53900 MISC SUPPLIES           |                |                  |                     |                |                  |               |

| ACCOUNTS FOR:<br>General Fund | 2023<br>ACTUAL | 2024       |            | 2024<br>REVISED BUD | 2024<br>ACTUAL | 2025<br>DEPT REQ | PCT<br>CHANGE |
|-------------------------------|----------------|------------|------------|---------------------|----------------|------------------|---------------|
|                               |                | ORIG BUD   | ACTUAL     |                     |                |                  |               |
| 1440110 53900                 | \$ 13          | \$ -       | \$ -       | \$ -                | \$ -           | \$ -             | 0.00%         |
|                               |                |            |            |                     |                |                  |               |
|                               |                |            |            |                     |                |                  |               |
| 54100 TRAINING                |                |            |            |                     |                |                  |               |
| 1440110 54100                 | \$ 3,667       | \$ 5,000   | \$ 5,000   | \$ 1,853            | \$ 5,000       | \$ 5,000         | 0.00%         |
|                               |                |            |            |                     |                |                  |               |
| 54110 LODGING                 |                |            |            |                     |                |                  |               |
| 1440110 54110                 | \$ 1,295       | \$ 3,000   | \$ 3,000   | \$ -                | \$ 3,000       | \$ 3,000         | 0.00%         |
|                               |                |            |            |                     |                |                  |               |
| 54120 MILEAGE                 |                |            |            |                     |                |                  |               |
| 1440110 54120                 | \$ -           | \$ 750     | \$ 750     | \$ -                | \$ 750         | \$ 750           | 0.00%         |
|                               |                |            |            |                     |                |                  |               |
| 54130 ACADEMY FEES            |                |            |            |                     |                |                  |               |
| 1440110 54130                 | \$ -           | \$ 4,500   | \$ 4,500   | \$ -                | \$ 4,650       | \$ 4,650         | 3.30%         |
|                               |                |            |            |                     |                |                  |               |
| 54140 MEAL ALLOWANCE          |                |            |            |                     |                |                  |               |
| 1440110 54140                 | \$ 220         | \$ 1,500   | \$ 1,500   | \$ -                | \$ 1,500       | \$ 1,500         | 0.00%         |
|                               |                |            |            |                     |                |                  |               |
| 54200 DUES & MEMBERSHIPS      |                |            |            |                     |                |                  |               |
| 1440110 54200                 | \$ 540         | \$ 1,250   | \$ 1,250   | \$ 150              | \$ 1,250       | \$ 1,250         | 0.00%         |
|                               |                |            |            |                     |                |                  |               |
| 54250 IT/TECH FEE             |                |            |            |                     |                |                  |               |
| 1440110 54250                 | \$ -           | \$ -       | \$ -       | \$ -                | \$ 9,564       | \$ 9,564         | 0.00%         |
|                               |                |            |            |                     |                |                  |               |
| 54529 BH Contracted Services  |                |            |            |                     |                |                  |               |
| 1440110 54529                 | \$ 88,156      | \$ 133,201 | \$ 133,201 | \$ 400              | \$ 199,615     | \$ 199,615       | 49.90%        |
|                               |                |            |            |                     |                |                  |               |
| 54530 OTHER CONTRACT SERVICES |                |            |            |                     |                |                  |               |
| 1440110 54530                 | \$ 3,150       | \$ -       | \$ -       | \$ -                | \$ -           | \$ -             | 0.00%         |
|                               |                |            |            |                     |                |                  |               |
| 54600 OUTSIDE LAB/MEDICAL     |                |            |            |                     |                |                  |               |
| 1440110 54600                 | \$ 1,475       | \$ 3,500   | \$ 3,500   | \$ 1,750            | \$ 3,500       | \$ 3,500         | 0.00%         |
|                               |                |            |            |                     |                |                  |               |
| 54850 SPECIAL INVESTIGATIONS  |                |            |            |                     |                |                  |               |
| 1440110 54850                 | \$ -           | \$ 1,000   | \$ 1,000   | \$ -                | \$ 1,000       | \$ 1,000         | 0.00%         |
|                               |                |            |            |                     |                |                  |               |
| 55100 VEHICLE REPAIR          |                |            |            |                     |                |                  |               |
| 1440110 55100                 | \$ 2,982       | \$ 7,500   | \$ 7,500   | \$ 2,090            | \$ 7,500       | \$ 7,500         | 0.00%         |
|                               |                |            |            |                     |                |                  |               |
| 55130 CELL PHONES             |                |            |            |                     |                |                  |               |

| ACCOUNTS FOR:<br>General Fund | 2023<br>ACTUAL      | 2024<br>ORIG BUD    | 2024<br>REVISED BUD | 2024<br>ACTUAL    | 2025<br>DEPT REQ    | PCT<br>CHANGE |
|-------------------------------|---------------------|---------------------|---------------------|-------------------|---------------------|---------------|
|                               |                     |                     |                     |                   |                     |               |
| 1440110 55130                 | \$ 5,788            | \$ 4,500            | \$ 4,500            | \$ 3,615          | \$ 4,500            | 0.00%         |
| CELL PHONES                   |                     |                     |                     |                   |                     |               |
| 55400 REPAIRS & MAINT-GENERAL |                     |                     |                     |                   |                     |               |
| 1440110 55400                 | \$ 733              | \$ 3,500            | \$ 3,500            | \$ 225            | \$ 3,500            | 0.00%         |
| GEN REPAIRS & MAINT           |                     |                     |                     |                   |                     |               |
| 56010 LIABILITY INSURANCE     |                     |                     |                     |                   |                     |               |
| 1440110 56010                 | \$ 12,532           | \$ 11,500           | \$ 11,500           | \$ 13,413         | \$ 13,000           | 13.00%        |
| LIABILITY INSURANCE           |                     |                     |                     |                   |                     |               |
| 56100 TRAVEL                  |                     |                     |                     |                   |                     |               |
| 1440110 56100                 | \$ -                | \$ 1,000            | \$ 1,000            | \$ -              | \$ 1,000            | 0.00%         |
| TRAVEL                        |                     |                     |                     |                   |                     |               |
| 56300 SPECIAL PROGRAMS        |                     |                     |                     |                   |                     |               |
| 1440110 56300                 | \$ 266              | \$ 750              | \$ 750              | \$ -              | \$ 750              | 0.00%         |
| SPECIAL PROGRAMS              |                     |                     |                     |                   |                     |               |
| 57100 EQUIPMENT               |                     |                     |                     |                   |                     |               |
| 1440110 57100                 | \$ 2,551            | \$ 2,500            | \$ 2,500            | \$ 180            | \$ 2,500            | 0.00%         |
| EQUIPMENT                     |                     |                     |                     |                   |                     |               |
| 57200 EQUIP-VEHICLES          |                     |                     |                     |                   |                     |               |
| 1440110 57200                 | \$ 128,700          | \$ -                | \$ -                | \$ 560            | \$ -                | 0.00%         |
| EQUIPMENT-VEHICLES            |                     |                     |                     |                   |                     |               |
| 57300 EQUIP-FURNISHINGS       |                     |                     |                     |                   |                     |               |
| 1440110 57300                 | \$ 1,517            | \$ 1,500            | \$ 1,500            | \$ -              | \$ 1,500            | 0.00%         |
| EQUIP-FURNISHINGS             |                     |                     |                     |                   |                     |               |
| 57400 EQUIP-TECH HARDWARE     |                     |                     |                     |                   |                     |               |
| 1440110 57400                 | \$ 50               | \$ 2,500            | \$ 2,500            | \$ -              | \$ 2,500            | 0.00%         |
| EQUIP-TECH HARDWARE           |                     |                     |                     |                   |                     |               |
| <b>TOTAL Police</b>           | <b>\$ 1,120,353</b> | <b>\$ 1,166,478</b> | <b>\$ 1,167,114</b> | <b>\$ 467,588</b> | <b>\$ 1,155,094</b> | <b>-1.00%</b> |
| 403 Fire                      |                     |                     |                     |                   |                     |               |
| 430 Fire Department           |                     |                     |                     |                   |                     |               |
| 51100 DEPT HEAD               |                     |                     |                     |                   |                     |               |
| 1440330 51100                 | \$ 95,279           | \$ 104,200          | \$ 104,200          | \$ 71,682         | \$ 110,453          | 6.00%         |
| FIRE CHIEF                    |                     |                     |                     |                   |                     |               |
| 51101 Deputy Chief            |                     |                     |                     |                   |                     |               |
| 1440330 51101                 | \$ 33,098           | \$ 51,000           | \$ 51,000           | \$ -              | \$ 54,060           | 6.00%         |
| Deputy Chief                  |                     |                     |                     |                   |                     |               |
| 51102 Fire Captain            |                     |                     |                     |                   |                     |               |
| 1440330 51102                 | \$ 144,330          | \$ 158,000          | \$ 158,000          | \$ 102,780        | \$ 167,480          | 6.00%         |
| Fire Captain                  |                     |                     |                     |                   |                     |               |
| 51120 SUPERVISOR              |                     |                     |                     |                   |                     |               |

| ACCOUNTS FOR:<br>General Fund  | 2023<br>ACTUAL | 2024       |            | 2024<br>REVISED BUD | 2024<br>ACTUAL | 2025<br>DEPT REQ | PCT<br>CHANGE |
|--------------------------------|----------------|------------|------------|---------------------|----------------|------------------|---------------|
|                                |                | ORIG BUD   |            |                     |                |                  |               |
| 1440330 51120                  | \$ 78,401      | \$ 149,638 | \$ 149,638 | \$ 149,638          | \$ 95,301      | \$ 158,616       | 6.00%         |
|                                |                |            |            |                     |                |                  |               |
| 51300 FIREFIGHTER/EMT-FULLTIME |                |            |            |                     |                |                  |               |
| 1440330 51300                  | \$ 401,163     | \$ 789,000 | \$ 789,000 | \$ 789,000          | \$ 419,787     | \$ 855,804       | 8.50%         |
|                                |                |            |            |                     |                |                  |               |
| 51311 PER DIEM                 |                |            |            |                     |                |                  |               |
| 1440330 51311                  | \$ 34,075      | \$ 70,000  | \$ 70,000  | \$ 70,000           | \$ 29,202      | \$ 60,000        | -14.30%       |
|                                |                |            |            |                     |                |                  |               |
| 51320 INCENTIVE                |                |            |            |                     |                |                  |               |
| 1440330 51320                  | \$ -           | \$ 15,000  | \$ 15,000  | \$ 15,000           | \$ 13,800      | \$ 15,000        | 0.00%         |
|                                |                |            |            |                     |                |                  |               |
| 51440 PART TIME                |                |            |            |                     |                |                  |               |
| 1440330 51440                  | \$ 20,493      | \$ -       | \$ -       | \$ -                | \$ 1,069       | \$ -             | 0.00%         |
|                                |                |            |            |                     |                |                  |               |
| 51441 ON CALL WAGES            |                |            |            |                     |                |                  |               |
| 1440330 51441                  | \$ 15,904      | \$ 20,000  | \$ 20,000  | \$ 20,000           | \$ 5,845       | \$ 15,000        | -25.00%       |
|                                |                |            |            |                     |                |                  |               |
| 51500 OVERTIME                 |                |            |            |                     |                |                  |               |
| 1440330 51500                  | \$ 201,464     | \$ 70,000  | \$ 70,000  | \$ 70,000           | \$ 173,938     | \$ 120,000       | 71.40%        |
|                                |                |            |            |                     |                |                  |               |
| 51600 NON CLASSIFIED WAGES     |                |            |            |                     |                |                  |               |
| 1440330 51600                  | \$ -           | \$ 40,000  | \$ 40,000  | \$ 40,000           | \$ -           | \$ 55,000        | 37.50%        |
|                                |                |            |            |                     |                |                  |               |
| 51810 HOLIDAY PAY              |                |            |            |                     |                |                  |               |
| 1440330 51810                  | \$ 17,574      | \$ 48,000  | \$ 48,000  | \$ 48,000           | \$ 37,271      | \$ 48,000        | 0.00%         |
|                                |                |            |            |                     |                |                  |               |
| 52020 WORKERS COMP             |                |            |            |                     |                |                  |               |
| 1440330 52020                  | \$ 124,196     | \$ 105,338 | \$ 105,338 | \$ 105,338          | \$ 63,103      | \$ 134,132       | 27.30%        |
|                                |                |            |            |                     |                |                  |               |
| 52030 ICMA 401                 |                |            |            |                     |                |                  |               |
| 1440330 52030                  | \$ 8,343       | \$ 12,032  | \$ 12,032  | \$ 12,032           | \$ 12,122      | \$ 12,636        | 5.00%         |
|                                |                |            |            |                     |                |                  |               |
| 52120 MPERS                    |                |            |            |                     |                |                  |               |
| 1440330 52120                  | \$ 106,464     | \$ 91,882  | \$ 91,882  | \$ 91,882           | \$ 100,660     | \$ 111,788       | 21.70%        |
|                                |                |            |            |                     |                |                  |               |
| 52200 HEALTH INSURANCE         |                |            |            |                     |                |                  |               |
| 1440330 52200                  | \$ 181,886     | \$ 224,282 | \$ 224,282 | \$ 224,282          | \$ 203,767     | \$ 239,723       | 6.90%         |
|                                |                |            |            |                     |                |                  |               |

| ACCOUNTS FOR:            |                       | 2023      |           | 2024        |           | 2024      |      | 2024     |        | 2025 |  | PCT |         |
|--------------------------|-----------------------|-----------|-----------|-------------|-----------|-----------|------|----------|--------|------|--|-----|---------|
| General Fund             |                       | ACTUAL    | ORIG BUD  | REVISED BUD | ACTUAL    | DEPT REQ  | 2025 | DEPT REQ | CHANGE |      |  |     |         |
| 52300 FICA               |                       |           |           |             |           |           |      |          |        |      |  |     |         |
| 1440330 52300            | FICA                  | \$ 61,526 | \$ 65,630 | \$ 65,630   | \$ 57,658 | \$ 70,552 |      |          |        |      |  |     | 7.50%   |
| 52310 MEDICARE           |                       |           |           |             |           |           |      |          |        |      |  |     |         |
| 1440330 52310            | MEDICARE              | \$ 14,389 | \$ 15,861 | \$ 15,861   | \$ 13,484 | \$ 17,206 |      |          |        |      |  |     | 8.50%   |
| 52400 MEDICAL TESTING    |                       |           |           |             |           |           |      |          |        |      |  |     |         |
| 1440330 52400            | MEDICAL TESTING       | \$ 307    | \$ 3,000  | \$ 3,000    | \$ 540    | \$ 5,000  |      |          |        |      |  |     | 66.70%  |
| 52720 RECRUITMENT        |                       |           |           |             |           |           |      |          |        |      |  |     |         |
| 1440330 52720            | RECRUITMENT-FD        | \$ 1,849  | \$ 3,000  | \$ 3,000    | \$ 230    | \$ 3,000  |      |          |        |      |  |     | 0.00%   |
| 53000 OFFICE SUPPLIES    |                       |           |           |             |           |           |      |          |        |      |  |     |         |
| 1440330 53000            | OFFICE SUPPLIES       | \$ 3,942  | \$ 4,000  | \$ 4,000    | \$ 1,697  | \$ 4,000  |      |          |        |      |  |     | 0.00%   |
| 53110 GENERAL SUPPLIES   |                       |           |           |             |           |           |      |          |        |      |  |     |         |
| 1440330 53110            | GENERAL SUPPLIES      | \$ 14,170 | \$ 13,000 | \$ 13,000   | \$ 14,784 | \$ 16,000 |      |          |        |      |  |     | 23.10%  |
| 53140 POSTAGE            |                       |           |           |             |           |           |      |          |        |      |  |     |         |
| 1440330 53140            | POSTAGE               | \$ 18     | \$ 100    | \$ 100      | \$ 5      | \$ 100    |      |          |        |      |  |     | 0.00%   |
| 53400 HEATING FUEL       |                       |           |           |             |           |           |      |          |        |      |  |     |         |
| 1440330 53400            | HEATING FUEL-52 SH    | \$ 5,253  | \$ 7,608  | \$ 7,608    | \$ 2,611  | \$ 6,730  |      |          |        |      |  |     | -11.50% |
| 1440330 53400            | HEATING FUEL \$3 SV   | \$ 3,191  | \$ 4,223  | \$ 4,223    | \$ 2,108  | \$ 3,542  |      |          |        |      |  |     | -16.10% |
| 53620 SOFTWARE PURCHASE  |                       |           |           |             |           |           |      |          |        |      |  |     |         |
| 1440330 53620            | SOFTWARE PKG PURCHASE | \$ 1,990  | \$ 1,500  | \$ 1,500    | \$ 4,582  | \$ 1,500  |      |          |        |      |  |     | 0.00%   |
| 53710 VEHICLE FUEL       |                       |           |           |             |           |           |      |          |        |      |  |     |         |
| 1440330 53710            | VEHICLE FUEL          | \$ 23,292 | \$ 20,000 | \$ 20,000   | \$ 14,359 | \$ 24,000 |      |          |        |      |  |     | 20.00%  |
| 53800 UNIFORMS           |                       |           |           |             |           |           |      |          |        |      |  |     |         |
| 1440330 53800            | UNIFORMS              | \$ 12,839 | \$ 9,000  | \$ 9,000    | \$ 8,915  | \$ 9,000  |      |          |        |      |  |     | 0.00%   |
| 54100 TRAINING           |                       |           |           |             |           |           |      |          |        |      |  |     |         |
| 1440330 54100            | TRAINING              | \$ 6,997  | \$ 13,000 | \$ 13,000   | \$ 7,434  | \$ 20,000 |      |          |        |      |  |     | 53.80%  |
| 54200 DUES & MEMBERSHIPS |                       |           |           |             |           |           |      |          |        |      |  |     |         |
| 1440330 54200            | DUES & MEMBERSHIPS    | \$ 4,416  | \$ 4,270  | \$ 4,270    | \$ 2,263  | \$ 4,500  |      |          |        |      |  |     | 5.40%   |

| ACCOUNTS FOR: |                                   | 2023      |           | 2024        |           | 2024      |        | 2024 |  | 2025 |  | PCT |         |
|---------------|-----------------------------------|-----------|-----------|-------------|-----------|-----------|--------|------|--|------|--|-----|---------|
| General Fund  |                                   | ACTUAL    | ORIG BUD  | REVISED BUD | ACTUAL    | DEPT REQ  | CHANGE |      |  |      |  |     |         |
| 54530         | OTHER CONTRACT SERVICES           |           |           |             |           |           |        |      |  |      |  |     |         |
| 1440330       | 54530 404 CONTRACTED EMS SERVICES | \$ 18,799 | \$ 15,000 | \$ 15,000   | \$ 795    | \$ 14,000 |        |      |  |      |  |     | -6.70%  |
| 54800         | FIRE PREVENTION                   |           |           |             |           |           |        |      |  |      |  |     |         |
| 1440330       | 54800                             | \$ -      | \$ 500    | \$ 500      | \$ 415    | \$ 500    |        |      |  |      |  |     | 0.00%   |
| 54820         | FIRE ALARM MAINT                  |           |           |             |           |           |        |      |  |      |  |     |         |
| 1440330       | 54820                             | \$ 3,410  | \$ 2,300  | \$ 2,300    | \$ 1,966  | \$ 2,800  |        |      |  |      |  |     | 21.70%  |
| 54840         | CUSTODIAL                         |           |           |             |           |           |        |      |  |      |  |     |         |
| 1440330       | 54840                             | \$ 704    | \$ 1,500  | \$ 1,500    | \$ 795    | \$ 1,500  |        |      |  |      |  |     | 0.00%   |
| 55010         | ELECTRICITY                       |           |           |             |           |           |        |      |  |      |  |     |         |
| 1440330       | 55010 431 ELECTRICITY-S1 NE       | \$ -      | \$ -      | \$ -        | \$ 1,228  | \$ -      |        |      |  |      |  |     | 0.00%   |
| 1440330       | 55010 432 ELECTRICITY-S2 SH       | \$ 1,941  | \$ 3,600  | \$ 3,600    | \$ 1,913  | \$ 2,200  |        |      |  |      |  |     | -38.90% |
| 1440330       | 55010 433 ELECTRICITY-S3 SV       | \$ 8,432  | \$ 5,400  | \$ 5,400    | \$ 8,055  | \$ 9,000  |        |      |  |      |  |     | 66.70%  |
| 55100         | VEHICLE REPAIR                    |           |           |             |           |           |        |      |  |      |  |     |         |
| 1440330       | 55100                             | \$ 29,041 | \$ 40,000 | \$ 40,000   | \$ 22,360 | \$ 30,000 |        |      |  |      |  |     | 0.00%   |
| 55110         | WATER                             |           |           |             |           |           |        |      |  |      |  |     |         |
| 1440330       | 55110                             | \$ 670    | \$ 670    | \$ 670      | \$ 503    | \$ 670    |        |      |  |      |  |     | 0.00%   |
| 55130         | CELL PHONES                       |           |           |             |           |           |        |      |  |      |  |     |         |
| 1440330       | 55130                             | \$ 6,446  | \$ 5,800  | \$ 5,800    | \$ 3,541  | \$ 5,800  |        |      |  |      |  |     | 0.00%   |
| 55150         | CABLE/INTERNET                    |           |           |             |           |           |        |      |  |      |  |     |         |
| 1440330       | 55150 431 CABLE/INTERNET-S1 NE    | \$ -      | \$ 500    | \$ 500      | \$ -      | \$ -      |        |      |  |      |  |     | 0.00%   |
| 1440330       | 55150 433 CABLE/INTERNET-S3 SV    | \$ -      | \$ 1,000  | \$ 1,000    | \$ -      | \$ -      |        |      |  |      |  |     | 0.00%   |
| 55200         | BLDG REPAIR & MAINT               |           |           |             |           |           |        |      |  |      |  |     |         |
| 1440330       | 55200                             | \$ 31,083 | \$ 30,000 | \$ 30,000   | \$ 15,973 | \$ 30,000 |        |      |  |      |  |     | 0.00%   |
| 55330         | SOFTWARE LICENSE FEE              |           |           |             |           |           |        |      |  |      |  |     |         |
| 1440330       | 55330                             | \$ 1,070  | \$ 8,200  | \$ 8,200    | \$ 1,807  | \$ 10,900 |        |      |  |      |  |     | 32.90%  |
| 55400         | REPAIRS & MAINT-GENERAL           |           |           |             |           |           |        |      |  |      |  |     |         |
| 1440330       | 55400                             | \$ 5,111  | \$ 10,000 | \$ 10,000   | \$ 6,297  | \$ 14,000 |        |      |  |      |  |     | 40.00%  |
| 56040         | MISC INSURANCE                    |           |           |             |           |           |        |      |  |      |  |     |         |
| 1440330       | 56040                             | \$ 442    | \$ 900    | \$ 900      | \$ 350    | \$ 900    |        |      |  |      |  |     | 0.00%   |
| 56050         | OTHER INSURANCE                   |           |           |             |           |           |        |      |  |      |  |     |         |
| 1440330       | 56050 403 INSURANCE - FD          | \$ -      | \$ 900    | \$ 900      | \$ -      | \$ -      |        |      |  |      |  |     | 0.00%   |





| ACCOUNTS FOR:                        | 2023      | 2024      | 2024        | 2024     | 2024      | 2024     | 2024      | 2025      | PCT    |
|--------------------------------------|-----------|-----------|-------------|----------|-----------|----------|-----------|-----------|--------|
| General Fund                         | ACTUAL    | ORIG BUD  | REVISED BUD | ACTUAL   | DEPT REQ  | ACTUAL   | DEPT REQ  | DEPT REQ  | CHANGE |
| <b>TOTAL Shellfish Conservation</b>  | \$ -      | \$ 3,403  | \$ 3,403    | \$ -     | \$ -      | \$ 3,403 | \$ 3,403  | \$ 3,403  | 0.00%  |
| 406 Street Lights                    |           |           |             |          |           |          |           |           |        |
| 54260 TECHNICAL SVCS                 |           |           |             |          |           |          |           |           |        |
| 1440600 54260                        | \$ 1,658  | \$ -      | \$ -        | \$ 610   | \$ 1,000  | \$ -     | \$ 1,000  | \$ 1,000  | 0.00%  |
| 55011 STREET LIGHTS-LED              |           |           |             |          |           |          |           |           |        |
| 1440600 55011                        | \$ 7,855  | \$ 10,500 | \$ 10,500   | \$ 5,798 | \$ 10,500 | \$ -     | \$ 10,500 | \$ 10,500 | 0.00%  |
| 55013 STREET LIGHTS- HI PRESS SODIUM |           |           |             |          |           |          |           |           |        |
| 1440600 55013                        | \$ 621    | \$ -      | \$ -        | \$ -     | \$ -      | \$ -     | \$ -      | \$ -      | 0.00%  |
| 55015 TRAFFIC SIGNALS                |           |           |             |          |           |          |           |           |        |
| 1440600 55015                        | \$ 476    | \$ 750    | \$ 750      | \$ 358   | \$ 750    | \$ -     | \$ 750    | \$ 750    | 0.00%  |
| <b>TOTAL Street Lights</b>           | \$ 10,611 | \$ 11,250 | \$ 11,250   | \$ 6,766 | \$ 12,250 | \$ -     | \$ 12,250 | \$ 12,250 | 8.90%  |
| 407 Animal Control                   |           |           |             |          |           |          |           |           |        |
| 51210 PATROLMAN                      |           |           |             |          |           |          |           |           |        |
| 1440700 51210                        | \$ -      | \$ 3,000  | \$ 3,000    | \$ -     | \$ 3,000  | \$ -     | \$ 3,000  | \$ 3,000  | 0.00%  |
| 51500 OVERTIME                       |           |           |             |          |           |          |           |           |        |
| 1440700 51500                        | \$ 50     | \$ -      | \$ -        | \$ -     | \$ -      | \$ -     | \$ -      | \$ -      | 0.00%  |
| 52200 HEALTH INSURANCE               |           |           |             |          |           |          |           |           |        |
| 1440700 52200                        | \$ 16     | \$ -      | \$ -        | \$ -     | \$ -      | \$ -     | \$ -      | \$ -      | 0.00%  |
| 52300 FICA                           |           |           |             |          |           |          |           |           |        |
| 1440700 52300                        | \$ 3      | \$ 186    | \$ 186      | \$ -     | \$ 186    | \$ -     | \$ 186    | \$ 186    | 0.00%  |
| 52310 MEDICARE                       |           |           |             |          |           |          |           |           |        |
| 1440700 52310                        | \$ 1      | \$ 44     | \$ 44       | \$ -     | \$ 44     | \$ -     | \$ 44     | \$ 44     | 0.00%  |
| 54120 MILEAGE                        |           |           |             |          |           |          |           |           |        |
| 1440700 54120                        | \$ -      | \$ 500    | \$ 500      | \$ -     | \$ 500    | \$ -     | \$ 500    | \$ 500    | 0.00%  |
| 54530 OTHER CONTRACT SERVICES        |           |           |             |          |           |          |           |           |        |
| 1440700 54530                        | \$ -      | \$ 750    | \$ 750      | \$ -     | \$ 750    | \$ -     | \$ 750    | \$ 750    | 0.00%  |

| ACCOUNTS FOR:               |                     | 2023         | 2024            | 2024            | 2024        | 2024            | 2025            | PCT            |
|-----------------------------|---------------------|--------------|-----------------|-----------------|-------------|-----------------|-----------------|----------------|
| General Fund                |                     | ACTUAL       | ORIG BUD        | REVISED BUD     | ACTUAL      | DEPT REQ        | DEPT REQ        | CHANGE         |
| 57100 EQUIPMENT             |                     |              |                 |                 |             |                 |                 |                |
| 1440700 57100               | EQUIPMENT           | \$ -         | \$ 500          | \$ 500          | \$ -        | \$ -            | \$ -            | 0.00%          |
| <b>TOTAL Animal Control</b> |                     | <b>\$ 70</b> | <b>\$ 4,980</b> | <b>\$ 4,980</b> | <b>\$ -</b> | <b>\$ 4,480</b> | <b>\$ 4,480</b> | <b>-10.00%</b> |
| 408 Communication           |                     |              |                 |                 |             |                 |                 |                |
| 51120 SUPERVISOR            |                     |              |                 |                 |             |                 |                 |                |
| 1440800 51120               | DISPATCH SUPERVISOR | \$ 9,166     | \$ 63,525       | \$ 63,525       | \$ 42,785   | \$ 67,337       | \$ 67,337       | 6.00%          |
| 51220 DISPATCHER            |                     |              |                 |                 |             |                 |                 |                |
| 1440800 51220               | DISPATCHER          | \$ 154,599   | \$ 179,687      | \$ 179,687      | \$ 105,667  | \$ 193,388      | \$ 193,388      | 7.60%          |
| 51440 PART TIME             |                     |              |                 |                 |             |                 |                 |                |
| 1440800 51440               | PART TIME           | \$ -         | \$ -            | \$ -            | \$ 228      | \$ -            | \$ -            | 0.00%          |
| 51500 OVERTIME              |                     |              |                 |                 |             |                 |                 |                |
| 1440800 51500               | OVERTIME            | \$ 33,639    | \$ 36,050       | \$ 36,050       | \$ 20,764   | \$ 43,000       | \$ 43,000       | 19.30%         |
| 51810 HOLIDAY PAY           |                     |              |                 |                 |             |                 |                 |                |
| 1440800 51810               | HOLIDAY PAY         | \$ 8,205     | \$ 12,000       | \$ 12,000       | \$ 12,891   | \$ 12,977       | \$ 12,977       | 8.10%          |
| 52020 WORKERS COMP          |                     |              |                 |                 |             |                 |                 |                |
| 1440800 52020               | WORKERS COMP        | \$ 607       | \$ 809          | \$ 809          | \$ 484      | \$ 700          | \$ 700          | -13.50%        |
| 52030 ICMA 401              |                     |              |                 |                 |             |                 |                 |                |
| 1440800 52030               | ICMA 401            | \$ 8,416     | \$ 8,643        | \$ 8,643        | \$ 11,007   | \$ 8,770        | \$ 8,770        | 1.50%          |
| 52120 MPERS                 |                     |              |                 |                 |             |                 |                 |                |
| 1440800 52120               | MPERS               | \$ 6,290     | \$ 10,140       | \$ 10,140       | \$ 4,632    | \$ 6,222        | \$ 6,222        | -38.60%        |
| 52200 HEALTH INSURANCE      |                     |              |                 |                 |             |                 |                 |                |
| 1440800 52200               | HEALTH INS          | \$ 50,764    | \$ 85,075       | \$ 85,075       | \$ 51,605   | \$ 84,784       | \$ 84,784       | -0.30%         |
| 52300 FICA                  |                     |              |                 |                 |             |                 |                 |                |
| 1440800 52300               | FICA                | \$ 11,222    | \$ 18,139       | \$ 18,139       | \$ 10,442   | \$ 18,649       | \$ 18,649       | 2.80%          |
| 52310 MEDICARE              |                     |              |                 |                 |             |                 |                 |                |
| 1440800 52310               | MEDICARE            | \$ 2,624     | \$ 4,477        | \$ 4,477        | \$ 2,442    | \$ 4,361        | \$ 4,361        | -2.60%         |
| 53000 OFFICE SUPPLIES       |                     |              |                 |                 |             |                 |                 |                |

| ACCOUNTS FOR:<br>General Fund | 2023<br>ACTUAL | 2024<br>ORIG BUD | 2024<br>REVISED BUD | 2024<br>ACTUAL | 2025<br>DEPT REQ | PCT<br>CHANGE |
|-------------------------------|----------------|------------------|---------------------|----------------|------------------|---------------|
|                               |                |                  |                     |                |                  |               |
| 1440800 53000                 | \$ 1,521       | \$ 1,500         | \$ 1,500            | \$ 961         | \$ 1,500         | 0.00%         |
|                               |                |                  |                     |                |                  |               |
|                               |                |                  |                     |                |                  |               |
|                               |                |                  |                     |                |                  |               |
| 53620 SOFTWARE PURCHASE       |                |                  |                     |                |                  |               |
| 1440800 53620                 | \$ -           | \$ 500           | \$ 500              | \$ -           | \$ 500           | 0.00%         |
|                               |                |                  |                     |                |                  |               |
|                               |                |                  |                     |                |                  |               |
| 53800 UNIFORMS                |                |                  |                     |                |                  |               |
| 1440800 53800                 | \$ 318         | \$ 1,000         | \$ 1,000            | \$ 77          | \$ 1,000         | 0.00%         |
|                               |                |                  |                     |                |                  |               |
|                               |                |                  |                     |                |                  |               |
| 53900 MISC SUPPLIES           |                |                  |                     |                |                  |               |
| 1440800 53900                 | \$ 229         | \$ 500           | \$ 500              | \$ 110         | \$ 500           | 0.00%         |
|                               |                |                  |                     |                |                  |               |
|                               |                |                  |                     |                |                  |               |
| 54100 TRAINING                |                |                  |                     |                |                  |               |
| 1440800 54100                 | \$ 882         | \$ 1,500         | \$ 1,500            | \$ 109         | \$ 1,500         | 0.00%         |
|                               |                |                  |                     |                |                  |               |
| 54110 LODGING                 |                |                  |                     |                |                  |               |
| 1440800 54110                 | \$ 560         | \$ 750           | \$ 750              | \$ -           | \$ 750           | 0.00%         |
|                               |                |                  |                     |                |                  |               |
|                               |                |                  |                     |                |                  |               |
| 54120 MILEAGE                 |                |                  |                     |                |                  |               |
| 1440800 54120                 | \$ 655         | \$ 400           | \$ 400              | \$ 59          | \$ 400           | 0.00%         |
|                               |                |                  |                     |                |                  |               |
|                               |                |                  |                     |                |                  |               |
| 54140 MEAL ALLOWANCE          |                |                  |                     |                |                  |               |
| 1440800 54140                 | \$ 85          | \$ 500           | \$ 500              | \$ -           | \$ 500           | 0.00%         |
|                               |                |                  |                     |                |                  |               |
|                               |                |                  |                     |                |                  |               |
| 54200 DUES & MEMBERSHIPS      |                |                  |                     |                |                  |               |
| 1440800 54200                 | \$ 147         | \$ -             | \$ -                | \$ 147         | \$ -             | 0.00%         |
|                               |                |                  |                     |                |                  |               |
|                               |                |                  |                     |                |                  |               |
| 54250 IT/TECH FEE             |                |                  |                     |                |                  |               |
| 1440800 54250                 | \$ 3,154       | \$ 18,600        | \$ 18,600           | \$ 14,211      | \$ 18,600        | 0.00%         |
|                               |                |                  |                     |                |                  |               |
|                               |                |                  |                     |                |                  |               |
| 54529 BH Contracted Services  |                |                  |                     |                |                  |               |
| 1440800 54529                 | \$ 15,111      | \$ -             | \$ -                | \$ -           | \$ -             | 0.00%         |
|                               |                |                  |                     |                |                  |               |
|                               |                |                  |                     |                |                  |               |
| 55400 REPAIRS & MAINT-GENERAL |                |                  |                     |                |                  |               |
| 1440800 55400                 | \$ 7,050       | \$ 7,500         | \$ 7,500            | \$ 23          | \$ 7,500         | 0.00%         |
|                               |                |                  |                     |                |                  |               |
|                               |                |                  |                     |                |                  |               |
| 57400 EQUIP-TECH HARDWARE     |                |                  |                     |                |                  |               |
| 1440800 57400                 | \$ 1,348       | \$ 5,000         | \$ 5,000            | \$ 5,867       | \$ 5,000         | 0.00%         |
|                               |                |                  |                     |                |                  |               |
|                               |                |                  |                     |                |                  |               |

| ACCOUNTS FOR:                     | 2023       | 2024       | 2024        | 2024       | 2024       | 2024   | 2025       | PCT     |
|-----------------------------------|------------|------------|-------------|------------|------------|--------|------------|---------|
| General Fund                      | ACTUAL     | ORIG BUD   | REVISED BUD | ACTUAL     | DEPT REQ   | CHANGE |            |         |
| <b>TOTAL Communication</b>        | \$ 316,592 | \$ 456,295 | \$ 456,295  | \$ 284,513 | \$ 477,938 |        |            | 4.70%   |
| 409 Emergency Management          |            |            |             |            |            |        |            |         |
| 53110 GENERAL SUPPLIES            |            |            |             |            |            |        |            |         |
| 1440900 53110                     | \$ -       | \$ 1,000   | \$ 1,000    | \$ -       | \$ 500     |        | \$ 500     | -50.00% |
| 54100 TRAINING                    |            |            |             |            |            |        |            |         |
| 1440900 54100                     | \$ -       | \$ -       | \$ -        | \$ -       | \$ 500     |        | \$ 500     | 0.00%   |
| <b>TOTAL Emergency Management</b> | \$ -       | \$ 1,000   | \$ 1,000    | \$ -       | \$ 1,000   |        | \$ 1,000   | 0.00%   |
| 501 Highways                      |            |            |             |            |            |        |            |         |
| 51100 DEPT HEAD                   |            |            |             |            |            |        |            |         |
| 1550100 51100                     | \$ 88,581  | \$ 92,213  | \$ 92,213   | \$ 63,733  | \$ 100,763 |        | \$ 100,763 | 9.30%   |
| 51120 SUPERVISOR                  |            |            |             |            |            |        |            |         |
| 1550100 51120                     | \$ 69,740  | \$ 85,896  | \$ 85,896   | \$ 77,861  | \$ 91,024  |        | \$ 91,024  | 6.00%   |
| 51410 EQUIPMENT OPERATOR          |            |            |             |            |            |        |            |         |
| 1550100 51410                     | \$ 209,770 | \$ 242,673 | \$ 242,673  | \$ 124,984 | \$ 192,925 |        | \$ 192,925 | -20.50% |
| 51411 HIGHWAY FOREMAN             |            |            |             |            |            |        |            |         |
| 1550100 51411                     | \$ -       | \$ -       | \$ -        | \$ -       | \$ 69,773  |        | \$ 69,773  | 0.00%   |
| 51420 HVY EQUIP OPERATOR          |            |            |             |            |            |        |            |         |
| 1550100 51420                     | \$ 58,900  | \$ 58,572  | \$ 58,572   | \$ 38,978  | \$ 62,086  |        | \$ 62,086  | 6.00%   |
| 51430 MECHANICS                   |            |            |             |            |            |        |            |         |
| 1550100 51430                     | \$ 121,172 | \$ 120,702 | \$ 120,702  | \$ 82,400  | \$ 127,944 |        | \$ 127,944 | 6.00%   |
| 51500 OVERTIME                    |            |            |             |            |            |        |            |         |
| 1550100 51500                     | \$ 26,803  | \$ 15,000  | \$ 15,000   | \$ 11,966  | \$ 15,000  |        | \$ 15,000  | 0.00%   |
| 51510 SNOWPLOW OVERTIME           |            |            |             |            |            |        |            |         |
| 1550100 51510                     | \$ 44,894  | \$ 45,000  | \$ 45,000   | \$ 26,737  | \$ 45,000  |        | \$ 45,000  | 0.00%   |
| 52020 WORKERS COMP                |            |            |             |            |            |        |            |         |
| 1550100 52020                     | \$ 33,303  | \$ 28,947  | \$ 28,947   | \$ 17,317  | \$ 35,967  |        | \$ 35,967  | 24.30%  |

| ACCOUNTS FOR:           | 2023       | 2024       | 2024        | 2024       | 2024       | 2024   | 2025 | PCT    |
|-------------------------|------------|------------|-------------|------------|------------|--------|------|--------|
| General Fund            | ACTUAL     | ORIG BUD   | REVISED BUD | ACTUAL     | DEPT REQ   | CHANGE |      |        |
| 52030 ICMA 401          |            |            |             |            |            |        |      |        |
| 1550100 52030           | \$ 9,335   | \$ 6,224   | \$ 6,224    | \$ 4,237   | \$ 10,818  |        |      | 73.80% |
| 52120 MPERS             |            |            |             |            |            |        |      |        |
| 1550100 52120           | \$ 57,829  | \$ 58,146  | \$ 58,146   | \$ 43,474  | \$ 62,455  |        |      | 7.40%  |
| 52200 HEALTH INSURANCE  |            |            |             |            |            |        |      |        |
| 1550100 52200           | \$ 146,605 | \$ 176,254 | \$ 176,254  | \$ 107,500 | \$ 175,879 |        |      | -0.20% |
| 52300 FICA              |            |            |             |            |            |        |      |        |
| 1550100 52300           | \$ 36,581  | \$ 35,693  | \$ 35,693   | \$ 25,857  | \$ 43,944  |        |      | 23.10% |
| 52310 MEDICARE          |            |            |             |            |            |        |      |        |
| 1550100 52310           | \$ 8,555   | \$ 8,348   | \$ 8,348    | \$ 6,047   | \$ 10,227  |        |      | 22.50% |
| 53000 OFFICE SUPPLIES   |            |            |             |            |            |        |      |        |
| 1550100 53000           | \$ 1,920   | \$ 1,500   | \$ 1,500    | \$ 1,080   | \$ 1,575   |        |      | 5.00%  |
| 53200 SALT & SAND       |            |            |             |            |            |        |      |        |
| 1550100 53200           | \$ 142,560 | \$ 145,000 | \$ 145,000  | \$ 101,506 | \$ 152,000 |        |      | 4.80%  |
| 53250 PAVING            |            |            |             |            |            |        |      |        |
| 1550100 53250           | \$ 403,857 | \$ 410,000 | \$ 410,000  | \$ 409,366 | \$ 410,000 |        |      | 0.00%  |
| 53260 SIDEWALK SUPPLIES |            |            |             |            |            |        |      |        |
| 1550100 53260           | \$ -       | \$ 5,000   | \$ 5,000    | \$ -       | \$ 5,000   |        |      | 0.00%  |
| 53331 STREET SIGNS      |            |            |             |            |            |        |      |        |
| 1550100 53331           | \$ 5,470   | \$ 5,000   | \$ 5,000    | \$ 2,454   | \$ 5,500   |        |      | 10.00% |
| 53400 HEATING FUEL      |            |            |             |            |            |        |      |        |
| 1550100 53400           | \$ 8,242   | \$ 8,500   | \$ 8,500    | \$ 4,892   | \$ 9,000   |        |      | 5.90%  |
| 53620 SOFTWARE PURCHASE |            |            |             |            |            |        |      |        |
| 1550100 53620           | \$ 1,295   | \$ 1,500   | \$ 1,500    | \$ 390     | \$ 1,500   |        |      | 0.00%  |
| 53710 VEHICLE FUEL      |            |            |             |            |            |        |      |        |

| ACCOUNTS FOR:<br>General Fund | 2023<br>ACTUAL | 2024      |           | 2024<br>REVISED BUD | 2024<br>ACTUAL | 2025<br>DEPT REQ | PCT<br>CHANGE |
|-------------------------------|----------------|-----------|-----------|---------------------|----------------|------------------|---------------|
|                               |                | ORIG BUD  |           |                     |                |                  |               |
| 1550100 53710                 | \$ 45,994      | \$ 51,000 | \$ 51,000 | \$ 50,426           | \$ 54,000      | 5.90%            |               |
|                               |                |           |           |                     |                |                  |               |
| 53720 TIRES                   |                |           |           |                     |                |                  |               |
| 1550100 53720                 | \$ 8,462       | \$ 8,500  | \$ 8,500  | \$ 5,741            | \$ 9,000       | 5.90%            |               |
|                               |                |           |           |                     |                |                  |               |
| 53730 MISC-MATERIALS          |                |           |           |                     |                |                  |               |
| 1550100 53730                 | \$ 17,976      | \$ 22,000 | \$ 22,000 | \$ 14,923           | \$ 22,000      | 0.00%            |               |
|                               |                |           |           |                     |                |                  |               |
| 53740 STORM WATER SUPPLIES    |                |           |           |                     |                |                  |               |
| 1550100 53740                 | \$ 51,493      | \$ 38,000 | \$ 38,000 | \$ 37,135           | \$ 40,000      | 5.30%            |               |
|                               |                |           |           |                     |                |                  |               |
| 53800 UNIFORMS                |                |           |           |                     |                |                  |               |
| 1550100 53800                 | \$ 9,792       | \$ 10,000 | \$ 10,000 | \$ 7,366            | \$ 10,000      | 0.00%            |               |
|                               |                |           |           |                     |                |                  |               |
| 54100 TRAINING                |                |           |           |                     |                |                  |               |
| 1550100 54100                 | \$ 776         | \$ 1,000  | \$ 1,000  | \$ 1,260            | \$ 1,000       | 0.00%            |               |
|                               |                |           |           |                     |                |                  |               |
| 54250 IT/TECH FEE             |                |           |           |                     |                |                  |               |
| 1550100 54250                 | \$ -           | \$ -      | \$ -      | \$ 922              | \$ -           | 0.00%            |               |
|                               |                |           |           |                     |                |                  |               |
| 54260 TECHNICAL SVCS          |                |           |           |                     |                |                  |               |
| 1550100 54260                 | \$ 11,444      | \$ 5,000  | \$ 5,000  | \$ 6,594            | \$ 5,000       | 0.00%            |               |
|                               |                |           |           |                     |                |                  |               |
| 55010 ELECTRICITY             |                |           |           |                     |                |                  |               |
| 1550100 55010                 | \$ 17,902      | \$ 15,000 | \$ 15,000 | \$ 6,854            | \$ 16,500      | 10.00%           |               |
|                               |                |           |           |                     |                |                  |               |
| 55130 CELL PHONES             |                |           |           |                     |                |                  |               |
| 1550100 55130                 | \$ 2,815       | \$ 5,000  | \$ 5,000  | \$ 3,904            | \$ 5,000       | 0.00%            |               |
|                               |                |           |           |                     |                |                  |               |
| 55200 BLDG REPAIR & MAINT     |                |           |           |                     |                |                  |               |
| 1550100 55200                 | \$ 16,446      | \$ 12,500 | \$ 12,500 | \$ 13,236           | \$ 13,500      | 8.00%            |               |
|                               |                |           |           |                     |                |                  |               |
| 55311 LEASE-LOADER            |                |           |           |                     |                |                  |               |
| 1550100 55311                 | \$ -           | \$ 16,000 | \$ 16,000 | \$ 15,737           | \$ -           | -100.00%         |               |
|                               |                |           |           |                     |                |                  |               |
| 55312 LEASE-BACKHOE           |                |           |           |                     |                |                  |               |
| 1550100 55312                 | \$ 13,269      | \$ 16,500 | \$ 16,500 | \$ (23)             | \$ -           | -100.00%         |               |
|                               |                |           |           |                     |                |                  |               |

| ACCOUNTS FOR:                    |  | 2023                | 2024                | 2024                | 2024                | 2024                | 2024   | 2025 | PCT          |
|----------------------------------|--|---------------------|---------------------|---------------------|---------------------|---------------------|--------|------|--------------|
| General Fund                     |  | ACTUAL              | ORIG BUD            | REVISED BUD         | ACTUAL              | DEPT REQ            | CHANGE |      |              |
| 55313 LEASE-SIDEWALK PLOW        |  | \$ 16,370           | \$ 16,400           | \$ 16,400           | \$ -                | \$ -                |        |      | -100.00%     |
| 55330 SOFTWARE LICENSE FEE       |  | \$ -                | \$ 1,500            | \$ 1,500            | \$ 1,500            | \$ 1,500            |        |      | 0.00%        |
| 55400 REPAIRS & MAINT-GENERAL    |  |                     |                     |                     |                     |                     |        |      |              |
| 55400 REPAIRS & MAINT-GENERAL    |  | \$ 207,374          | \$ 234,000          | \$ 234,000          | \$ 169,238          | \$ 240,000          |        |      | 2.60%        |
| 55440 REPAIRS & MAINT-ELEC EQUIP |  |                     |                     |                     |                     |                     |        |      |              |
| 55440 REPAIRS & MAINT-ELEC EQUIP |  | \$ 54               | \$ -                | \$ -                | \$ -                | \$ -                |        |      | 0.00%        |
| 57400 EQUIP-TECH HARDWARE        |  |                     |                     |                     |                     |                     |        |      |              |
| 57400 EQUIP-TECH HARDWARE        |  | \$ 1,660            | \$ 1,500            | \$ 1,500            | \$ 1,500            | \$ 1,500            |        |      | 0.00%        |
| 57500 OTHER EQUIPMENT            |  |                     |                     |                     |                     |                     |        |      |              |
| 57500 OTHER EQUIPMENT            |  | \$ 1,928            | \$ -                | \$ -                | \$ -                | \$ 2,000            |        |      | 0.00%        |
| <b>TOTAL Highways</b>            |  | <b>\$ 1,899,163</b> | <b>\$ 2,004,068</b> | <b>\$ 2,004,068</b> | <b>\$ 1,487,092</b> | <b>\$ 2,049,380</b> |        |      | <b>2.30%</b> |
| 505 Wastewater Operations        |  |                     |                     |                     |                     |                     |        |      |              |
| 555 Sewer Operation              |  |                     |                     |                     |                     |                     |        |      |              |
| 51120 SUPERVISOR                 |  |                     |                     |                     |                     |                     |        |      |              |
| 51120 SUPERVISOR                 |  | \$ 77,373           | \$ 85,896           | \$ 85,896           | \$ 58,231           | \$ 90,975           |        |      | 5.90%        |
| 51150 LAB TECH                   |  |                     |                     |                     |                     |                     |        |      |              |
| 51150 LAB TECH                   |  | \$ 58,557           | \$ 59,218           | \$ 59,218           | \$ 41,461           | \$ 62,771           |        |      | 6.00%        |
| 51160 ASSIST OPERATOR            |  |                     |                     |                     |                     |                     |        |      |              |
| 51160 ASSIST OPERATOR            |  | \$ 167,075          | \$ 165,984          | \$ 165,984          | \$ 111,431          | \$ 175,943          |        |      | 6.00%        |
| 51440 PART TIME                  |  |                     |                     |                     |                     |                     |        |      |              |
| 51440 PART TIME                  |  | \$ -                | \$ 14,400           | \$ 14,400           | \$ -                | \$ 14,440           |        |      | 0.30%        |
| 51500 OVERTIME                   |  |                     |                     |                     |                     |                     |        |      |              |
| 51500 OVERTIME                   |  | \$ 12,059           | \$ 13,500           | \$ 13,500           | \$ 10,867           | \$ 13,550           |        |      | 0.40%        |
| 52020 WORKERS COMP               |  |                     |                     |                     |                     |                     |        |      |              |



| ACCOUNTS FOR:<br>General Fund | 2023<br>ACTUAL | 2024             |                | 2024<br>REVISED BUD | 2024<br>ACTUAL | 2025<br>DEPT REQ | PCT<br>CHANGE |
|-------------------------------|----------------|------------------|----------------|---------------------|----------------|------------------|---------------|
|                               |                | 2024<br>ORIG BUD | 2024<br>ACTUAL |                     |                |                  |               |
| 1550552 52020                 | \$ 9,029       | \$ 8,149         | \$ 8,149       | \$ 8,149            | \$ 4,873       | \$ 13,023        | 59.80%        |
|                               |                |                  |                |                     |                |                  |               |
|                               |                |                  |                |                     |                |                  |               |
| 52030 ICMA 401                |                |                  |                |                     |                |                  |               |
| 1550552 52030                 | \$ 11,167      | \$ 12,185        | \$ 12,185      | \$ 8,184            | \$ 3,629       |                  | -70.20%       |
|                               |                |                  |                |                     |                |                  |               |
|                               |                |                  |                |                     |                |                  |               |
| 52120 IMPERS                  |                |                  |                |                     |                |                  |               |
| 1550552 52120                 | \$ 24,261      | \$ 22,745        | \$ 22,745      | \$ 16,711           | \$ 33,647      |                  | 47.90%        |
|                               |                |                  |                |                     |                |                  |               |
|                               |                |                  |                |                     |                |                  |               |
| 52200 HEALTH INSURANCE        |                |                  |                |                     |                |                  |               |
| 1550552 52200                 | \$ 95,925      | \$ 97,082        | \$ 97,082      | \$ 70,621           | \$ 117,073     |                  | 20.60%        |
|                               |                |                  |                |                     |                |                  |               |
|                               |                |                  |                |                     |                |                  |               |
| 52300 FICA                    |                |                  |                |                     |                |                  |               |
| 1550552 52300                 | \$ 18,994      | \$ 19,288        | \$ 19,288      | \$ 13,386           | \$ 20,452      |                  | 6.00%         |
|                               |                |                  |                |                     |                |                  |               |
|                               |                |                  |                |                     |                |                  |               |
| 52310 MEDICARE                |                |                  |                |                     |                |                  |               |
| 1550552 52310                 | \$ 4,442       | \$ 4,510         | \$ 4,510       | \$ 3,131            | \$ 4,783       |                  | 6.10%         |
|                               |                |                  |                |                     |                |                  |               |
|                               |                |                  |                |                     |                |                  |               |
| 53000 OFFICE SUPPLIES         |                |                  |                |                     |                |                  |               |
| 1550552 53000                 | \$ 2,697       | \$ 1,500         | \$ 1,500       | \$ 1,186            | \$ 1,500       |                  | 0.00%         |
|                               |                |                  |                |                     |                |                  |               |
|                               |                |                  |                |                     |                |                  |               |
| 53140 POSTAGE                 |                |                  |                |                     |                |                  |               |
| 1550552 53140                 | \$ 184         | \$ 200           | \$ 200         | \$ -                | \$ 300         |                  | 50.00%        |
|                               |                |                  |                |                     |                |                  |               |
|                               |                |                  |                |                     |                |                  |               |
| 53620 SOFTWARE PURCHASE       |                |                  |                |                     |                |                  |               |
| 1550552 53620                 | \$ 300         | \$ 1,250         | \$ 1,250       | \$ 361              | \$ 1,250       |                  | 0.00%         |
|                               |                |                  |                |                     |                |                  |               |
|                               |                |                  |                |                     |                |                  |               |
| 53710 VEHICLE FUEL            |                |                  |                |                     |                |                  |               |
| 1550552 53710                 | \$ 20,072      | \$ 16,000        | \$ 16,000      | \$ 12,508           | \$ 16,000      |                  | 0.00%         |
|                               |                |                  |                |                     |                |                  |               |
|                               |                |                  |                |                     |                |                  |               |
| 53800 UNIFORMS                |                |                  |                |                     |                |                  |               |
| 1550552 53800                 | \$ 6,542       | \$ 10,000        | \$ 10,000      | \$ 4,100            | \$ 9,000       |                  | -10.00%       |
|                               |                |                  |                |                     |                |                  |               |
|                               |                |                  |                |                     |                |                  |               |
| 53820 LAB EQUIP               |                |                  |                |                     |                |                  |               |
| 1550552 53820                 | \$ 13,829      | \$ 8,500         | \$ 8,500       | \$ 5,718            | \$ 12,000      |                  | 41.20%        |
|                               |                |                  |                |                     |                |                  |               |
|                               |                |                  |                |                     |                |                  |               |
| 53900 MISC SUPPLIES           |                |                  |                |                     |                |                  |               |
| 1550552 53900                 | \$ 3,973       | \$ 10,000        | \$ 10,000      | \$ 3,776            | \$ 10,000      |                  | 0.00%         |
|                               |                |                  |                |                     |                |                  |               |
|                               |                |                  |                |                     |                |                  |               |

| ACCOUNTS FOR:                  |                           | 2023      | 2024      | 2024        | 2024      | 2024      | 2024      | 2025      | PCT     |
|--------------------------------|---------------------------|-----------|-----------|-------------|-----------|-----------|-----------|-----------|---------|
| General Fund                   |                           | ACTUAL    | ORIG BUD  | REVISED BUD | ACTUAL    | DEPT REQ  | 2025      | DEPT REQ  | CHANGE  |
| 54100 TRAINING                 |                           |           |           |             |           |           |           |           |         |
| 1550552 54100                  | TRAINING                  | \$ 1,174  | \$ 2,500  | \$ 2,500    | \$ 1,428  | \$ 2,500  | \$ 2,500  | \$ 2,500  | 0.00%   |
| 54260 TECHNICAL SVCS           |                           |           |           |             |           |           |           |           |         |
| 1550552 54260                  | TECHNICAL SVCS            | \$ 9,065  | \$ 15,000 | \$ 15,000   | \$ 4,210  | \$ 15,000 | \$ 15,000 | \$ 15,000 | 0.00%   |
| 54300 FEES, LICENSES, PERMITS  |                           |           |           |             |           |           |           |           |         |
| 1550552 54300                  | FEES, LICENSES, PERMITS   | \$ 3,054  | \$ 3,500  | \$ 3,500    | \$ 3,136  | \$ 3,500  | \$ 3,500  | \$ 3,500  | 0.00%   |
| 54530 OTHER CONTRACT SERVICES  |                           |           |           |             |           |           |           |           |         |
| 1550552 54530                  | SEWER INSPECTION SERVICES | \$ 25,000 | \$ 32,500 | \$ 32,500   | \$ 25,000 | \$ -      | \$ -      | \$ -      | 0.00%   |
| 54600 OUTSIDE LAB/MEDICAL      |                           |           |           |             |           |           |           |           |         |
| 1550552 54600                  | OUTSIDE LAB/TESTING       | \$ 10,744 | \$ 10,000 | \$ 10,000   | \$ 8,095  | \$ 10,000 | \$ 10,000 | \$ 10,000 | 0.00%   |
| 54610 SLUDGE DISPOSAL          |                           |           |           |             |           |           |           |           |         |
| 1550552 54610                  | SLUDGE DISPOSAL           | \$ 82,387 | \$ 85,000 | \$ 85,000   | \$ 43,850 | \$ 85,000 | \$ 85,000 | \$ 85,000 | 0.00%   |
| 55100 VEHICLE REPAIR           |                           |           |           |             |           |           |           |           |         |
| 1550552 55100                  | VEHICLE REPAIR            | \$ 2,602  | \$ 4,000  | \$ 4,000    | \$ 2,348  | \$ 4,000  | \$ 4,000  | \$ 4,000  | 0.00%   |
| 55130 CELL PHONES              |                           |           |           |             |           |           |           |           |         |
| 1550552 55130                  | CELL PHONES               | \$ 2,867  | \$ 3,750  | \$ 3,750    | \$ 1,899  | \$ 3,750  | \$ 3,750  | \$ 3,750  | 0.00%   |
| 55210 PUMP STATION MAINT       |                           |           |           |             |           |           |           |           |         |
| 1550552 55210                  | PUMP STATION MAINT        | \$ 28,560 | \$ 30,000 | \$ 30,000   | \$ 20,785 | \$ 30,000 | \$ 30,000 | \$ 30,000 | 0.00%   |
| 55405 REPAIR & MAINT-GENERATOR |                           |           |           |             |           |           |           |           |         |
| 1550552 55405                  | GENERATOR SVCS            | \$ 6,733  | \$ 4,500  | \$ 4,500    | \$ 2,285  | \$ 4,500  | \$ 5,000  | \$ 5,000  | 11.10%  |
| 56205 PUBLIC NOTICE            |                           |           |           |             |           |           |           |           |         |
| 1550552 56205                  | PUBLIC NOTICE             | \$ -      | \$ 500    | \$ 500      | \$ -      | \$ 500    | \$ 200    | \$ 200    | -60.00% |
| 57100 EQUIPMENT                |                           |           |           |             |           |           |           |           |         |
| 1550552 57100                  | EQUIPMENT                 | \$ 1,800  | \$ 2,000  | \$ 2,000    | \$ -      | \$ 2,000  | \$ 2,000  | \$ 2,000  | 0.00%   |
| 57400 EQUIP-TECH HARDWARE      |                           |           |           |             |           |           |           |           |         |



| ACCOUNTS FOR:                 |                         | 2023             | 2024             | 2024             | 2024             | 2024             | 2024             | 2025     | PCT          |
|-------------------------------|-------------------------|------------------|------------------|------------------|------------------|------------------|------------------|----------|--------------|
| General Fund                  |                         | ACTUAL           | ORIG BUD         | REVISED BUD      | ACTUAL           | DEPT REQ         | 2025             | DEPT REQ | CHANGE       |
| 53213 PH CONTROL              |                         |                  |                  |                  |                  |                  |                  |          |              |
| 1550667 53213                 | PH CONTROL              | \$ 3,452         | \$ 5,000         | \$ 5,000         | \$ 4,075         | \$ 6,000         | \$ 6,000         |          | 20.00%       |
| 53400 HEATING FUEL            |                         |                  |                  |                  |                  |                  |                  |          |              |
| 1550667 53400                 | HEATING FUEL            | \$ 5,053         | \$ 6,500         | \$ 6,500         | \$ 4,009         | \$ 6,500         | \$ 6,500         |          | 0.00%        |
| 55010 ELECTRICITY             |                         |                  |                  |                  |                  |                  |                  |          |              |
| 1550667 55010                 | ELECTRICITY             | \$ 46,909        | \$ 55,000        | \$ 55,000        | \$ 35,494        | \$ 55,000        | \$ 55,000        |          | 0.00%        |
| 55200 BLDG REPAIR & MAINT     |                         |                  |                  |                  |                  |                  |                  |          |              |
| 1550667 55200                 | BLDG REPAIR & MAINT     | \$ 964           | \$ 4,000         | \$ 4,000         | \$ 433           | \$ 4,000         | \$ 4,000         |          | 0.00%        |
| 55400 REPAIRS & MAINT-GENERAL |                         |                  |                  |                  |                  |                  |                  |          |              |
| 1550667 55400                 | GEN REPAIRS & MAINT     | \$ 8,596         | \$ 5,500         | \$ 5,500         | \$ 8,748         | \$ 5,500         | \$ 5,500         |          | 0.00%        |
| <b>TOTAL</b>                  | <b>Somesville Plant</b> | <b>\$ 64,973</b> | <b>\$ 79,000</b> | <b>\$ 79,000</b> | <b>\$ 52,759</b> | <b>\$ 80,000</b> | <b>\$ 80,000</b> |          | <b>1.30%</b> |
| 568 Seal Harbor Plant         |                         |                  |                  |                  |                  |                  |                  |          |              |
| 53211 CHLORINATION            |                         |                  |                  |                  |                  |                  |                  |          |              |
| 1550668 53211                 | CHLORINATION            | \$ 9,260         | \$ 10,800        | \$ 10,800        | \$ 6,836         | \$ 10,800        | \$ 10,800        |          | 0.00%        |
| 53212 DECHLORINATION          |                         |                  |                  |                  |                  |                  |                  |          |              |
| 1550668 53212                 | DECHLORINATION          | \$ 6,513         | \$ 5,000         | \$ 5,000         | \$ 4,034         | \$ 6,500         | \$ 6,500         |          | 30.00%       |
| 53213 PH CONTROL              |                         |                  |                  |                  |                  |                  |                  |          |              |
| 1550668 53213                 | PH CONTROL              | \$ 20,193        | \$ 30,000        | \$ 30,000        | \$ 12,075        | \$ 30,000        | \$ 30,000        |          | 0.00%        |
| 53400 HEATING FUEL            |                         |                  |                  |                  |                  |                  |                  |          |              |
| 1550668 53400                 | HEATING FUEL            | \$ 12,413        | \$ 20,500        | \$ 20,500        | \$ 6,475         | \$ 20,500        | \$ 20,500        |          | 0.00%        |
| 55010 ELECTRICITY             |                         |                  |                  |                  |                  |                  |                  |          |              |
| 1550668 55010                 | ELECTRICITY             | \$ 54,351        | \$ 67,500        | \$ 67,500        | \$ 36,732        | \$ 67,500        | \$ 67,500        |          | 0.00%        |
| 55110 WATER                   |                         |                  |                  |                  |                  |                  |                  |          |              |
| 1550668 55110                 | WATER                   | \$ 458           | \$ 458           | \$ 458           | \$ 344           | \$ 458           | \$ 458           |          | 0.00%        |
| 55200 BLDG REPAIR & MAINT     |                         |                  |                  |                  |                  |                  |                  |          |              |

| ACCOUNTS FOR:<br>General Fund  | 2023<br>ACTUAL    | 2024              |                   | 2024<br>REVISED BUD | 2024<br>ACTUAL    | 2025<br>DEPT REQ | PCT<br>CHANGE |
|--------------------------------|-------------------|-------------------|-------------------|---------------------|-------------------|------------------|---------------|
|                                |                   | ORIG BUD          | 5,500 \$          |                     |                   |                  |               |
| 1550668 55200                  | \$ 3,614          | \$ 5,500          | \$ 5,500          | \$ 1,194            | \$ 5,500          | 0.00%            |               |
|                                |                   |                   |                   |                     |                   |                  |               |
| 55400 REPAIRS & MAINT-GENERAL  |                   |                   |                   |                     |                   |                  |               |
| 1550668 55400                  | \$ 3,545          | \$ 12,500         | \$ 12,500         | \$ 5,755            | \$ 12,500         | 0.00%            |               |
|                                |                   |                   |                   |                     |                   |                  |               |
| <b>TOTAL Seal Harbor Plant</b> | <b>\$ 110,348</b> | <b>\$ 152,258</b> | <b>\$ 152,258</b> | <b>\$ 73,445</b>    | <b>\$ 153,758</b> | <b>1.00%</b>     |               |
| 569 Otter Creek                |                   |                   |                   |                     |                   |                  |               |
|                                |                   |                   |                   |                     |                   |                  |               |
| 53214 ODOR/GREASE CONTROL      |                   |                   |                   |                     |                   |                  |               |
| 1550669 53214                  | \$ 3,182          | \$ 10,000         | \$ 10,000         | \$ 9,089            | \$ 10,000         | 0.00%            |               |
|                                |                   |                   |                   |                     |                   |                  |               |
| 53400 HEATING FUEL             |                   |                   |                   |                     |                   |                  |               |
| 1550669 53400                  | \$ 2,688          | \$ 4,000          | \$ 4,000          | \$ 1,074            | \$ 4,000          | 0.00%            |               |
|                                |                   |                   |                   |                     |                   |                  |               |
| 55010 ELECTRICITY              |                   |                   |                   |                     |                   |                  |               |
| 1550669 55010                  | \$ 13,282         | \$ 17,000         | \$ 17,000         | \$ 11,797           | \$ 17,000         | 0.00%            |               |
|                                |                   |                   |                   |                     |                   |                  |               |
| 55200 BLDG REPAIR & MAINT      |                   |                   |                   |                     |                   |                  |               |
| 1550669 55200                  | \$ 1,381          | \$ 2,000          | \$ 2,000          | \$ -                | \$ 2,000          | 0.00%            |               |
|                                |                   |                   |                   |                     |                   |                  |               |
| 55400 REPAIRS & MAINT-GENERAL  |                   |                   |                   |                     |                   |                  |               |
| 1550669 55400                  | \$ 90             | \$ 2,500          | \$ 2,500          | \$ 1,390            | \$ 2,500          | 0.00%            |               |
|                                |                   |                   |                   |                     |                   |                  |               |
| <b>TOTAL Otter Creek</b>       | <b>\$ 20,623</b>  | <b>\$ 35,500</b>  | <b>\$ 35,500</b>  | <b>\$ 23,350</b>    | <b>\$ 35,500</b>  | <b>0.00%</b>     |               |
| 515 Waste Management           |                   |                   |                   |                     |                   |                  |               |
|                                |                   |                   |                   |                     |                   |                  |               |
| 51410 EQUIPMENT OPERATOR       |                   |                   |                   |                     |                   |                  |               |
| 1551500 51410                  | \$ 99,866         | \$ 101,733        | \$ 101,733        | \$ 83,355           | \$ 107,837        | 6.00%            |               |
|                                |                   |                   |                   |                     |                   |                  |               |
| 51440 PART TIME                |                   |                   |                   |                     |                   |                  |               |
| 1551500 51440                  | \$ 18,526         | \$ 40,000         | \$ 40,000         | \$ 6,276            | \$ 40,000         | 0.00%            |               |
|                                |                   |                   |                   |                     |                   |                  |               |
| 51500 OVERTIME                 |                   |                   |                   |                     |                   |                  |               |
| 1551500 51500                  | \$ 14,359         | \$ 12,000         | \$ 12,000         | \$ 12,292           | \$ 12,000         | 0.00%            |               |
|                                |                   |                   |                   |                     |                   |                  |               |
| 52020 WORKERS COMP             |                   |                   |                   |                     |                   |                  |               |
| 1551500 52020                  | \$ 11,145         | \$ 7,050          | \$ 7,050          | \$ 4,220            | \$ 12,037         | 70.70%           |               |

| ACCOUNTS FOR: |                         | 2023       | 2024       | 2024        | 2024       | 2024       | 2025 | PCT     |
|---------------|-------------------------|------------|------------|-------------|------------|------------|------|---------|
| General Fund  |                         | ACTUAL     | ORIG BUD   | REVISED BUD | ACTUAL     | DEPT REQ   |      | CHANGE  |
| 52030         | ICMA 401                |            |            |             |            |            |      |         |
| 1551500       | 52030                   | \$ 6,257   | \$ 6,369   | \$ 6,369    | \$ 6,032   | \$ 1,186   |      | -81.40% |
|               |                         |            |            |             |            |            |      |         |
| 52120         | MPERS                   |            |            |             |            |            |      |         |
| 1551500       | 52120                   | \$ 5,697   | \$ 5,025   | \$ 5,025    | \$ 3,729   | \$ 11,000  |      | 118.90% |
|               |                         |            |            |             |            |            |      |         |
| 52200         | HEALTH INSURANCE        |            |            |             |            |            |      |         |
| 1551500       | 52200                   | \$ 29,622  | \$ 30,460  | \$ 30,460   | \$ 33,025  | \$ 32,646  |      | 7.20%   |
|               |                         |            |            |             |            |            |      |         |
| 52300         | FICA                    |            |            |             |            |            |      |         |
| 1551500       | 52300                   | \$ 8,080   | \$ 6,307   | \$ 6,307    | \$ 6,118   | \$ 6,686   |      | 6.00%   |
|               |                         |            |            |             |            |            |      |         |
| 52310         | MEDICARE                |            |            |             |            |            |      |         |
| 1551500       | 52310                   | \$ 1,890   | \$ 1,475   | \$ 1,475    | \$ 1,431   | \$ 1,564   |      | 6.00%   |
|               |                         |            |            |             |            |            |      |         |
| 53710         | VEHICLE FUEL            |            |            |             |            |            |      |         |
| 1551500       | 53710                   | \$ 25,847  | \$ 23,000  | \$ 23,000   | \$ 11,934  | \$ 24,150  |      | 5.00%   |
|               |                         |            |            |             |            |            |      |         |
| 53720         | TIRES                   |            |            |             |            |            |      |         |
| 1551500       | 53720                   | \$ 5,840   | \$ 4,000   | \$ 4,000    | \$ 1,292   | \$ 4,000   |      | 0.00%   |
|               |                         |            |            |             |            |            |      |         |
| 53800         | UNIFORMS                |            |            |             |            |            |      |         |
| 1551500       | 53800                   | \$ 2,510   | \$ 4,000   | \$ 4,000    | \$ 2,479   | \$ 4,000   |      | 0.00%   |
|               |                         |            |            |             |            |            |      |         |
| 54200         | DUES & MEMBERSHIPS      |            |            |             |            |            |      |         |
| 1551500       | 54200                   | \$ 4,327   | \$ 6,000   | \$ 6,000    | \$ 20,291  | \$ 6,000   |      | 0.00%   |
|               |                         |            |            |             |            |            |      |         |
| 55130         | CELL PHONES             |            |            |             |            |            |      |         |
| 1551500       | 55130                   | \$ 600     | \$ 1,200   | \$ 1,200    | \$ 1,112   | \$ 1,200   |      | 0.00%   |
|               |                         |            |            |             |            |            |      |         |
| 55400         | REPAIRS & MAINT-GENERAL |            |            |             |            |            |      |         |
| 1551500       | 55400                   | \$ 18,689  | \$ 11,000  | \$ 11,000   | \$ 12,268  | \$ 16,000  |      | 45.50%  |
|               |                         |            |            |             |            |            |      |         |
| 55501         | TIPPING FEE EMR         |            |            |             |            |            |      |         |
| 1551500       | 55501                   | \$ 316,930 | \$ 265,000 | \$ 265,000  | \$ 158,263 | \$ 300,000 |      | 13.20%  |
|               |                         |            |            |             |            |            |      |         |
| 55502         | TIPPING FEE CROM        |            |            |             |            |            |      |         |



| ACCOUNTS FOR: |                         | 2023      | 2024      | 2024        | 2024      | 2024      | 2024      | 2025      | PCT      |
|---------------|-------------------------|-----------|-----------|-------------|-----------|-----------|-----------|-----------|----------|
| General Fund  |                         | ACTUAL    | ORIG BUD  | REVISED BUD | ACTUAL    | DEPT REQ  | ACTUAL    | DEPT REQ  | CHANGE   |
| 52200         | HEALTH INSURANCE        |           |           |             |           |           |           |           |          |
| 1552000       | 52200                   | \$ 24,162 | \$ 24,356 | \$ 24,356   | \$ 5,145  | \$ -      | \$ -      | \$ -      | -100.00% |
|               |                         |           |           |             |           |           |           |           |          |
| 52300         | FICA                    |           |           |             |           |           |           |           |          |
| 1552000       | 52300                   | \$ 3,969  | \$ 3,160  | \$ 3,160    | \$ 1,439  | \$ 3,349  | \$ 3,349  | \$ 3,349  | 6.00%    |
|               |                         |           |           |             |           |           |           |           |          |
| 52310         | MEDICARE                |           |           |             |           |           |           |           |          |
| 1552000       | 52310                   | \$ 928    | \$ 740    | \$ 740      | \$ 337    | \$ 783    | \$ 783    | \$ 783    | 5.80%    |
|               |                         |           |           |             |           |           |           |           |          |
| 53400         | HEATING FUEL            |           |           |             |           |           |           |           |          |
| 1552000       | 53400                   | \$ 11,064 | \$ 11,000 | \$ 11,000   | \$ 7,164  | \$ 15,000 | \$ 7,164  | \$ 15,000 | 36.40%   |
|               |                         |           |           |             |           |           |           |           |          |
| 53710         | VEHICLE FUEL            |           |           |             |           |           |           |           |          |
| 1552000       | 53710                   | \$ 4,371  | \$ 5,300  | \$ 5,300    | \$ 2,943  | \$ 5,300  | \$ 2,943  | \$ 5,300  | 0.00%    |
|               |                         |           |           |             |           |           |           |           |          |
| 53800         | UNIFORMS                |           |           |             |           |           |           |           |          |
| 1552000       | 53800                   | \$ 349    | \$ -      | \$ -        | \$ 100    | \$ -      | \$ 100    | \$ -      | 0.00%    |
|               |                         |           |           |             |           |           |           |           |          |
| 54260         | TECHNICAL SVCS          |           |           |             |           |           |           |           |          |
| 1552000       | 54260                   | \$ 8,089  | \$ -      | \$ -        | \$ -      | \$ -      | \$ -      | \$ -      | 0.00%    |
|               |                         |           |           |             |           |           |           |           |          |
| 55010         | ELECTRICITY             |           |           |             |           |           |           |           |          |
| 1552000       | 55010                   | \$ 9,346  | \$ 13,000 | \$ 13,000   | \$ 9,388  | \$ 14,000 | \$ 9,388  | \$ 14,000 | 7.70%    |
|               |                         |           |           |             |           |           |           |           |          |
| 55110         | WATER                   |           |           |             |           |           |           |           |          |
| 1552000       | 55110                   | \$ 986    | \$ 1,100  | \$ 1,100    | \$ 1,164  | \$ 1,100  | \$ 1,164  | \$ 1,100  | 0.00%    |
|               |                         |           |           |             |           |           |           |           |          |
| 55120         | TELEPHONE               |           |           |             |           |           |           |           |          |
| 1552000       | 55120                   | \$ -      | \$ -      | \$ -        | \$ 374    | \$ -      | \$ 374    | \$ -      | 0.00%    |
|               |                         |           |           |             |           |           |           |           |          |
| 55200         | BLDG REPAIR & MAINT     |           |           |             |           |           |           |           |          |
| 1552000       | 55200                   | \$ 13,825 | \$ 14,000 | \$ 14,000   | \$ 9,682  | \$ 21,000 | \$ 9,682  | \$ 21,000 | 50.00%   |
|               |                         |           |           |             |           |           |           |           |          |
| 55222         | LANDSCAPING SVCS        |           |           |             |           |           |           |           |          |
| 1552000       | 55222                   | \$ 13,468 | \$ 16,000 | \$ 16,000   | \$ 8,216  | \$ 26,000 | \$ 8,216  | \$ 26,000 | 62.50%   |
|               |                         |           |           |             |           |           |           |           |          |
| 55400         | REPAIRS & MAINT-GENERAL |           |           |             |           |           |           |           |          |
| 1552000       | 55400                   | \$ 24,960 | \$ 20,000 | \$ 20,000   | \$ 25,607 | \$ 20,000 | \$ 25,607 | \$ 20,000 | 0.00%    |
|               |                         |           |           |             |           |           |           |           |          |



| ACCOUNTS FOR:                        |                     | 2023              | 2024              | 2024              | 2024              | 2024              | 2024   | 2025              | PCT           |
|--------------------------------------|---------------------|-------------------|-------------------|-------------------|-------------------|-------------------|--------|-------------------|---------------|
| General Fund                         |                     | ACTUAL            | ORIG BUD          | REVISED BUD       | ACTUAL            | DEPT REQ          | CHANGE |                   | CHANGE        |
| 55401 M&R - Other                    |                     |                   |                   |                   |                   |                   |        |                   |               |
| 1552000 55401                        | M&R - Skating Rink  | \$ -              | \$ 10,000         | \$ 11,519         | \$ 9,673          | \$ 10,000         |        | \$ 10,000         | -13.20%       |
|                                      |                     |                   |                   |                   |                   |                   |        |                   |               |
| 56010 LIABILITY INSURANCE            |                     |                   |                   |                   |                   |                   |        |                   |               |
| 1552000 56010                        | LIABILITY INSURANCE | \$ 12,377         | \$ 12,000         | \$ 12,000         | \$ 12,987         | \$ -              |        | \$ -              | -100.00%      |
|                                      |                     |                   |                   |                   |                   |                   |        |                   |               |
| 56030 VEHICLE INSURANCE              |                     |                   |                   |                   |                   |                   |        |                   |               |
| 1552000 56030                        | VEHICLE INSURANCE   | \$ 31,643         | \$ 28,000         | \$ 28,000         | \$ 31,574         | \$ 28,000         |        | \$ 28,000         | 0.00%         |
|                                      |                     |                   |                   |                   |                   |                   |        |                   |               |
| 56040 MISC INSURANCE                 |                     |                   |                   |                   |                   |                   |        |                   |               |
| 1552000 56040                        | OTHER INSURANCE     | \$ -              | \$ -              | \$ -              | \$ -              | \$ 7,000          |        | \$ 7,000          | 0.00%         |
|                                      |                     |                   |                   |                   |                   |                   |        |                   |               |
| 56050 OTHER INSURANCE                |                     |                   |                   |                   |                   |                   |        |                   |               |
| 1552000 56050                        | OTHER INSURANCE     | \$ 7,256          | \$ 7,000          | \$ 7,000          | \$ 7,767          | \$ 7,000          |        | \$ 7,000          | 0.00%         |
|                                      |                     |                   |                   |                   |                   |                   |        |                   |               |
| 56060 PROPERTY INSURANCE             |                     |                   |                   |                   |                   |                   |        |                   |               |
| 1552000 56060                        | PROPERTY INSURANCE  | \$ 31,157         | \$ 30,000         | \$ 30,000         | \$ 33,348         | \$ 30,000         |        | \$ 30,000         | 0.00%         |
|                                      |                     |                   |                   |                   |                   |                   |        |                   |               |
| <b>TOTAL Buildings &amp; Grounds</b> |                     | <b>\$ 261,600</b> | <b>\$ 278,510</b> | <b>\$ 280,029</b> | <b>\$ 192,492</b> | <b>\$ 277,154</b> |        | <b>\$ 277,154</b> | <b>-0.50%</b> |
|                                      |                     |                   |                   |                   |                   |                   |        |                   |               |
| 525 Parks & Cemeteries               |                     |                   |                   |                   |                   |                   |        |                   |               |
| 51440 PART TIME                      |                     |                   |                   |                   |                   |                   |        |                   |               |
| 1552500 51440                        | PART TIME           | \$ 16,992         | \$ 13,000         | \$ 13,000         | \$ 15,203         | \$ 13,000         |        | \$ 13,000         | 0.00%         |
|                                      |                     |                   |                   |                   |                   |                   |        |                   |               |
| 51500 OVERTIME                       |                     |                   |                   |                   |                   |                   |        |                   |               |
| 1552500 51500                        | OVERTIME            | \$ -              | \$ -              | \$ -              | \$ 1,337          | \$ -              |        | \$ -              | 0.00%         |
|                                      |                     |                   |                   |                   |                   |                   |        |                   |               |
| 52020 WORKERS COMP                   |                     |                   |                   |                   |                   |                   |        |                   |               |
| 1552500 52020                        | WORKERS COMP        | \$ (13)           | \$ 200            | \$ 200            | \$ 65             | \$ 200            |        | \$ 200            | 0.00%         |
|                                      |                     |                   |                   |                   |                   |                   |        |                   |               |
| 52030 ICMA 401                       |                     |                   |                   |                   |                   |                   |        |                   |               |
| 1552500 52030                        | ICMA 401            | \$ -              | \$ -              | \$ -              | \$ 1              | \$ -              |        | \$ -              | 0.00%         |
|                                      |                     |                   |                   |                   |                   |                   |        |                   |               |
| 52300 FICA                           |                     |                   |                   |                   |                   |                   |        |                   |               |
| 1552500 52300                        | FICA                | \$ 352            | \$ 806            | \$ 806            | \$ 1,026          | \$ 806            |        | \$ 806            | 0.00%         |
|                                      |                     |                   |                   |                   |                   |                   |        |                   |               |
| 52310 MEDICARE                       |                     |                   |                   |                   |                   |                   |        |                   |               |
| 1552500 52310                        | MEDICARE            | \$ 82             | \$ 190            | \$ 190            | \$ 240            | \$ 190            |        | \$ 190            | 0.00%         |
|                                      |                     |                   |                   |                   |                   |                   |        |                   |               |

| ACCOUNTS FOR:                       |                     | 2023            | 2024            | 2024            | 2024            | 2024            | 2024            | 2025         | PCT |
|-------------------------------------|---------------------|-----------------|-----------------|-----------------|-----------------|-----------------|-----------------|--------------|-----|
| General Fund                        |                     | ACTUAL          | ORIG BUD        | REVISED BUD     | ACTUAL          | DEPT REQ        | CHANGE          |              |     |
| 53800 UNIFORMS                      |                     |                 |                 |                 |                 |                 |                 |              |     |
| 1552500 53800                       | UNIFORMS            | \$ 1,175        | \$ 2,200        | \$ 2,200        | \$ 925          | \$ 2,200        | \$ 2,200        | 0.00%        |     |
| 53900 MISC SUPPLIES                 |                     |                 |                 |                 |                 |                 |                 |              |     |
| 1552500 53900                       | OTHER EQUIPMENT     | \$ 159          | \$ -            | \$ -            | \$ 1,165        | \$ -            | \$ -            | 0.00%        |     |
| 55010 ELECTRICITY                   |                     |                 |                 |                 |                 |                 |                 |              |     |
| 1552500 55010                       | ELECTRICITY         | \$ 716          | \$ 1,500        | \$ 1,500        | \$ 415          | \$ 1,500        | \$ 1,500        | 0.00%        |     |
| 55110 WATER                         |                     |                 |                 |                 |                 |                 |                 |              |     |
| 1552500 55110                       | WATER               | \$ 3,466        | \$ 4,556        | \$ 4,556        | \$ 3,562        | \$ 4,556        | \$ 4,556        | 0.00%        |     |
| 55222 LANDSCAPING SVCS              |                     |                 |                 |                 |                 |                 |                 |              |     |
| 1552500 55222                       | LANDSCAPING SVCS    | \$ 15,959       | \$ 14,000       | \$ 14,000       | \$ 6,605        | \$ 14,000       | \$ 14,000       | 0.00%        |     |
| 55223 CEMETERY SVCS                 |                     |                 |                 |                 |                 |                 |                 |              |     |
| 1552500 55223                       | CEMETERY SVCS       | \$ 673          | \$ 1,000        | \$ 1,000        | \$ 599          | \$ 1,000        | \$ 1,000        | 0.00%        |     |
| 55224 MEMORIAL SVCS                 |                     |                 |                 |                 |                 |                 |                 |              |     |
| 1552500 55224                       | MEMORIAL SVCS       | \$ -            | \$ 250          | \$ 250          | \$ -            | \$ 250          | \$ 250          | 0.00%        |     |
| 55314 PORTA POTTY SVCS              |                     |                 |                 |                 |                 |                 |                 |              |     |
| 1552500 55314                       | PORTA POTTY SVCS    | \$ 11,914       | \$ 14,000       | \$ 14,000       | \$ 8,843        | \$ 14,000       | \$ 14,000       | 0.00%        |     |
| 55400 REPAIRS & MAINT-GENERAL       |                     |                 |                 |                 |                 |                 |                 |              |     |
| 1552500 55400                       | GEN REPAIRS & MAINT | \$ 11,680       | \$ 8,500        | \$ 8,500        | \$ 6,332        | \$ 8,500        | \$ 8,500        | 0.00%        |     |
| 57100 EQUIPMENT                     |                     |                 |                 |                 |                 |                 |                 |              |     |
| 1552500 57100                       | EQUIPMENT           | \$ 20,940       | \$ -            | \$ -            | \$ -            | \$ -            | \$ -            | 0.00%        |     |
| <b>TOTAL Parks &amp; Cemeteries</b> |                     | <b>\$84,094</b> | <b>\$60,202</b> | <b>\$60,202</b> | <b>\$46,317</b> | <b>\$60,202</b> | <b>\$60,202</b> | <b>0.00%</b> |     |
| 530 Environmental Sustainability    |                     |                 |                 |                 |                 |                 |                 |              |     |
| 54100 TRAINING                      |                     |                 |                 |                 |                 |                 |                 |              |     |
| 1553000 54100                       | TRAINING & RESEARCH | \$ -            | \$ 2,000        | \$ 2,000        | \$ -            | \$ 2,000        | \$ 2,000        | 0.00%        |     |
| 54260 TECHNICAL SVCS                |                     |                 |                 |                 |                 |                 |                 |              |     |
| 1553000 54260                       | TECH SVCS-GEN       | \$ 3,008        | \$ 3,500        | \$ 3,500        | \$ 868          | \$ 3,500        | \$ 3,500        | 0.00%        |     |

| ACCOUNTS FOR: |                                         | 2023             | 2024             | 2024             | 2024             | 2024        | 2024             | 2025             | PCT            |
|---------------|-----------------------------------------|------------------|------------------|------------------|------------------|-------------|------------------|------------------|----------------|
| General Fund  |                                         | ACTUAL           | ORIG BUD         | REVISED BUD      | ACTUAL           | DEPT REQ    | 2025             | DEPT REQ         | CHANGE         |
| 54530         | OTHER CONTRACT SERVICES                 |                  |                  |                  |                  |             |                  |                  |                |
| 1553000       | 54530 ENERGY AUDIT SERVICES             | \$ 4,325         | \$ 15,000        | \$ 15,000        | \$ -             | \$ -        | \$ 15,000        | \$ 15,000        | 0.00%          |
| 1553000       | 54530 91001 Contracted Services - Grant | \$ 9,135         | \$ -             | \$ -             | \$ 11,925        | \$ -        | \$ -             | \$ -             | 0.00%          |
| 1553000       | 54530 91003 OTHER CONTRACT SERVICES     | \$ -             | \$ -             | \$ -             | \$ 11,040        | \$ -        | \$ -             | \$ -             | 0.00%          |
| 55010         | ELECTRICITY                             |                  |                  |                  |                  |             |                  |                  |                |
| 1553000       | 55010 ELECTRICITY-EVSE CHG STA          | \$ 798           | \$ 750           | \$ 750           | \$ 1,468         | \$ -        | \$ 750           | \$ 750           | 0.00%          |
| 57100         | EQUIPMENT                               |                  |                  |                  |                  |             |                  |                  |                |
| 1553000       | 57100 EQUIPMENT-EVSE CHG STA            | \$ 11,848        | \$ 12,000        | \$ 12,000        | \$ -             | \$ -        | \$ 6,000         | \$ 6,000         | -50.00%        |
| 59350         | CONTINGENCY                             |                  |                  |                  |                  |             |                  |                  |                |
| 1553000       | 59350 CONTINGENCY                       | \$ 540           | \$ 2,500         | \$ 2,500         | \$ -             | \$ -        | \$ 1,000         | \$ 1,000         | -60.00%        |
| <b>TOTAL</b>  | <b>Environmental Sustaina</b>           | <b>\$ 29,654</b> | <b>\$ 35,750</b> | <b>\$ 35,750</b> | <b>\$ 25,301</b> | <b>\$ -</b> | <b>\$ 28,250</b> | <b>\$ 28,250</b> | <b>-21.00%</b> |
| 605           | Recreation                              |                  |                  |                  |                  |             |                  |                  |                |
| 53210         | CHEMICALS                               |                  |                  |                  |                  |             |                  |                  |                |
| 1660500       | 53210 CHEMICALS                         | \$ 240           | \$ -             | \$ -             | \$ -             | \$ -        | \$ -             | \$ -             | 0.00%          |
| 55010         | ELECTRICITY                             |                  |                  |                  |                  |             |                  |                  |                |
| 1660500       | 55010 ELECTRICITY                       | \$ 1,965         | \$ 1,800         | \$ 1,800         | \$ 937           | \$ -        | \$ 1,800         | \$ 1,800         | 0.00%          |
| 55110         | WATER                                   |                  |                  |                  |                  |             |                  |                  |                |
| 1660500       | 55110 WATER                             | \$ 96            | \$ 100           | \$ 100           | \$ -             | \$ -        | \$ 100           | \$ 100           | 0.00%          |
| 55205         | POOL REPAIRS                            |                  |                  |                  |                  |             |                  |                  |                |
| 1660500       | 55205 POOL REPAIRS                      | \$ 14,816        | \$ 4,000         | \$ 4,000         | \$ 3,827         | \$ -        | \$ 4,000         | \$ 4,000         | 0.00%          |
| <b>TOTAL</b>  | <b>Recreation</b>                       | <b>\$ 17,117</b> | <b>\$ 5,900</b>  | <b>\$ 5,900</b>  | <b>\$ 4,765</b>  | <b>\$ -</b> | <b>\$ 5,900</b>  | <b>\$ 5,900</b>  | <b>0.00%</b>   |
| 701           | Community Development                   |                  |                  |                  |                  |             |                  |                  |                |
| 54540         | CONSULTANT-CD OTHER                     |                  |                  |                  |                  |             |                  |                  |                |
| 1770100       | 54540 CONSULTANT- OTHER                 | \$ 2,650         | \$ 10,000        | \$ 10,000        | \$ 1,950         | \$ -        | \$ 10,000        | \$ 10,000        | 0.00%          |
| <b>TOTAL</b>  | <b>Community Development</b>            | <b>\$ 2,650</b>  | <b>\$ 10,000</b> | <b>\$ 10,000</b> | <b>\$ 1,950</b>  | <b>\$ -</b> | <b>\$ 10,000</b> | <b>\$ 10,000</b> | <b>0.00%</b>   |
| 801           | General Obligation                      |                  |                  |                  |                  |             |                  |                  |                |
| 58102         | Prin-MMIBB Sewer SH 2003                |                  |                  |                  |                  |             |                  |                  |                |

| ACCOUNTS FOR:<br>General Fund       | 2023<br>ACTUAL | 2024<br>ORIG BUD | 2024<br>REVISED BUD | 2024<br>ACTUAL | 2025<br>DEPT REQ | PCT<br>CHANGE |
|-------------------------------------|----------------|------------------|---------------------|----------------|------------------|---------------|
|                                     |                |                  |                     |                |                  |               |
| 1880100 58102                       | \$ 75,000      | \$ 60,000        | \$ 60,000           | \$ 60,000      | \$ 65,000        | 8.30%         |
|                                     |                |                  |                     |                |                  |               |
| 58104 Prin-MMBB Sewer SV 2008       |                |                  |                     |                |                  |               |
| 1880100 58104                       | \$ 353,333     | \$ 353,334       | \$ 353,334          | \$ 353,333     | \$ -             | 0.00%         |
|                                     |                |                  |                     |                |                  |               |
| 58105 Prin-MMBB Sewer NH 2014       |                |                  |                     |                |                  |               |
| 1880100 58105                       | \$ 247,798     | \$ 247,798       | \$ 247,798          | \$ 247,798     | \$ 247,798       | 0.00%         |
|                                     |                |                  |                     |                |                  |               |
| 58106 Prin-MMBB Bracy Cove 2016-1   |                |                  |                     |                |                  |               |
| 1880100 58106                       | \$ 7,159       | \$ 7,232         | \$ 7,232            | \$ 7,232       | \$ 7,303         | 1.00%         |
|                                     |                |                  |                     |                |                  |               |
| 58107 Prin-MMBB Bracy Cove 2016-2   |                |                  |                     |                |                  |               |
| 1880100 58107                       | \$ 52,505      | \$ 53,030        | \$ 53,030           | \$ 53,030      | \$ 53,561        | 1.00%         |
|                                     |                |                  |                     |                |                  |               |
| 58123 Prin-BHBT Garage 2014         |                |                  |                     |                |                  |               |
| 1880100 58123                       | \$ 156,808     | \$ 156,808       | \$ 156,808          | \$ -           | \$ 156,808       | 0.00%         |
|                                     |                |                  |                     |                |                  |               |
| 58124 Prin-BHBT Small Cap Proj 2015 |                |                  |                     |                |                  |               |
| 1880100 58124                       | \$ 76,513      | \$ 71,505        | \$ 71,505           | \$ 71,505      | \$ 71,505        | 0.00%         |
|                                     |                |                  |                     |                |                  |               |
| 58125 Prin-BHBT Street Lights       |                |                  |                     |                |                  |               |
| 1880100 58125                       | \$ 50,079      | \$ 9,691         | \$ 9,691            | \$ 9,690       | \$ -             | 0.00%         |
|                                     |                |                  |                     |                |                  |               |
| 58126 Prin-BHBT Small Cap Proj 2017 |                |                  |                     |                |                  |               |
| 1880100 58126                       | \$ 120,260     | \$ 120,261       | \$ 120,261          | \$ 120,260     | \$ 120,261       | 0.00%         |
|                                     |                |                  |                     |                |                  |               |
| 58127 Prin-BHBT Road Proj 2018      |                |                  |                     |                |                  |               |
| 1880100 58127                       | \$ 255,424     | \$ 255,425       | \$ 255,425          | \$ 255,424     | \$ 255,425       | 0.00%         |
|                                     |                |                  |                     |                |                  |               |
| 58128 Prin-BHBT Crosswalks 2019     |                |                  |                     |                |                  |               |
| 1880100 58128                       | \$ 93,078      | \$ 42,892        | \$ 42,892           | \$ 42,892      | \$ 42,892        | 0.00%         |
|                                     |                |                  |                     |                |                  |               |
| 58129 Prin-BHBT Road Proj 2021      |                |                  |                     |                |                  |               |
| 1880100 58129                       | \$ 29,500      | \$ 29,500        | \$ 29,500           | \$ 29,500      | \$ 29,500        | 0.00%         |
|                                     |                |                  |                     |                |                  |               |
| 58132 Prin - SR2022A NEH FS & Fiber |                |                  |                     |                |                  |               |
| 1880100 58132                       | \$ -           | \$ 165,677       | \$ 165,677          | \$ 165,676     | \$ 188,817       | 14.00%        |

| ACCOUNTS FOR: |                               | 2023      |           | 2024        |           | 2024      |           | 2024      |           | 2025       |  | PCT |         |
|---------------|-------------------------------|-----------|-----------|-------------|-----------|-----------|-----------|-----------|-----------|------------|--|-----|---------|
| General Fund  |                               | ACTUAL    | ORIG BUD  | REVISED BUD | ACTUAL    | DEPT REQ  | ACTUAL    | DEPT REQ  | CHANGE    |            |  |     |         |
| 58133         | Prin - SR2022 Somerville      |           |           |             |           |           |           |           |           |            |  |     |         |
| 1880100       | 58133                         | \$ -      | \$ 50,000 | \$ 50,000   | \$ 50,000 | \$ 50,000 | \$ 50,000 | \$ 50,000 | \$ 50,000 | \$ 50,000  |  |     | 0.00%   |
| 58134         | Principal - SR2023 Small Proj |           |           |             |           |           |           |           |           |            |  |     |         |
| 1880100       | 58134                         | \$ -      | \$ -      | \$ -        | \$ -      | \$ -      | \$ -      | \$ -      | \$ -      | \$ 127,500 |  |     | 0.00%   |
| 58141         | Prin-FA Sweeper 2019          |           |           |             |           |           |           |           |           |            |  |     |         |
| 1880100       | 58141                         | \$ 31,834 | \$ 32,844 | \$ 32,844   | \$ 32,810 | \$ -      | \$ 32,810 | \$ -      | \$ 32,810 | \$ -       |  |     | 0.00%   |
| 58502         | Int-MMBB Sewer SH 2003        |           |           |             |           |           |           |           |           |            |  |     |         |
| 1880100       | 58502                         | \$ 7,315  | \$ 4,389  | \$ 4,389    | \$ 4,389  | \$ 4,389  | \$ 4,389  | \$ 4,389  | \$ 4,389  | \$ 1,463   |  |     | -66.70% |
| 58504         | Int-MMBB Sewer SV 2008        |           |           |             |           |           |           |           |           |            |  |     |         |
| 1880100       | 58504                         | \$ 5,989  | \$ 1,996  | \$ 1,996    | \$ 1,996  | \$ -      | \$ 1,996  | \$ -      | \$ 1,996  | \$ -       |  |     | 0.00%   |
| 58505         | Int-MMBB Sewer NH 2014        |           |           |             |           |           |           |           |           |            |  |     |         |
| 1880100       | 58505                         | \$ 8,831  | \$ 8,029  | \$ 8,029    | \$ 8,029  | \$ 8,029  | \$ 8,029  | \$ 8,029  | \$ 8,029  | \$ 7,226   |  |     | -10.00% |
| 58506         | Int-MMBB Bracy Cove PS 2016-1 |           |           |             |           |           |           |           |           |            |  |     |         |
| 1880100       | 58506                         | \$ 1,117  | \$ 1,045  | \$ 1,045    | \$ 1,045  | \$ 1,045  | \$ 1,045  | \$ 1,045  | \$ 1,045  | \$ 973     |  |     | -6.90%  |
| 58507         | Int-MMBB Bracy Cove PS 2016-2 |           |           |             |           |           |           |           |           |            |  |     |         |
| 1880100       | 58507                         | \$ 8,189  | \$ 7,662  | \$ 7,662    | \$ 7,662  | \$ 7,662  | \$ 7,662  | \$ 7,662  | \$ 7,662  | \$ 7,129   |  |     | -7.00%  |
| 58523         | Int-BHBT Garage 2014          |           |           |             |           |           |           |           |           |            |  |     |         |
| 1880100       | 58523                         | \$ 24,943 | \$ 20,463 | \$ 20,463   | \$ -      | \$ -      | \$ -      | \$ -      | \$ -      | \$ 16,371  |  |     | -20.00% |
| 58524         | Int-BHBT Small Cap Proj 2015  |           |           |             |           |           |           |           |           |            |  |     |         |
| 1880100       | 58524                         | \$ 5,164  | \$ 3,642  | \$ 3,642    | \$ 3,642  | \$ 3,642  | \$ 3,642  | \$ 3,642  | \$ 3,642  | \$ 2,269   |  |     | -37.70% |
| 58525         | Int-BHBT Street Lights        |           |           |             |           |           |           |           |           |            |  |     |         |
| 1880100       | 58525                         | \$ 1,506  | \$ 245    | \$ 245      | \$ 648    | \$ 245    | \$ 648    | \$ 245    | \$ 648    | \$ -       |  |     | 0.00%   |
| 58526         | Int-BHBT Small Cap Proj 2017  |           |           |             |           |           |           |           |           |            |  |     |         |
| 1880100       | 58526                         | \$ 15,518 | \$ 12,728 | \$ 12,728   | \$ 12,728 | \$ 12,728 | \$ 12,728 | \$ 12,728 | \$ 12,728 | \$ 9,939   |  |     | -21.90% |
| 58527         | Int-BHBT Road Proj 2018       |           |           |             |           |           |           |           |           |            |  |     |         |

| ACCOUNTS FOR: |                                | 2023                | 2024                | 2024                | 2024                | 2024                | 2024          | 2025 | PCT |
|---------------|--------------------------------|---------------------|---------------------|---------------------|---------------------|---------------------|---------------|------|-----|
| General Fund  |                                | ACTUAL              | ORIG BUD            | REVISED BUD         | ACTUAL              | DEPT REQ            | CHANGE        |      |     |
| 1880100       | 58527                          | \$ 143,478          | \$ 134,742          | \$ 134,742          | \$ 134,742          | \$ 126,007          | -6.50%        |      |     |
|               |                                |                     |                     |                     |                     |                     |               |      |     |
|               |                                |                     |                     |                     |                     |                     |               |      |     |
| 1880100       | 58528                          | \$ 10,877           | \$ 7,927            | \$ 7,927            | \$ 8,742            | \$ 7,368            | -7.10%        |      |     |
|               |                                |                     |                     |                     |                     |                     |               |      |     |
|               |                                |                     |                     |                     |                     |                     |               |      |     |
| 1880100       | 58529                          | \$ 5,551            | \$ 4,932            | \$ 4,932            | \$ 4,932            | \$ 4,316            | -12.50%       |      |     |
|               |                                |                     |                     |                     |                     |                     |               |      |     |
|               |                                |                     |                     |                     |                     |                     |               |      |     |
| 1880100       | 58532                          | \$ -                | \$ 258,872          | \$ 258,872          | \$ 258,872          | \$ 235,732          | -8.90%        |      |     |
|               |                                |                     |                     |                     |                     |                     |               |      |     |
|               |                                |                     |                     |                     |                     |                     |               |      |     |
| 1880100       | 58533                          | \$ -                | \$ 37,757           | \$ 37,757           | \$ 37,757           | \$ 29,436           | -22.00%       |      |     |
|               |                                |                     |                     |                     |                     |                     |               |      |     |
|               |                                |                     |                     |                     |                     |                     |               |      |     |
| 1880100       | 58534                          | \$ -                | \$ -                | \$ -                | \$ -                | \$ 141,654          | 0.00%         |      |     |
|               |                                |                     |                     |                     |                     |                     |               |      |     |
|               |                                |                     |                     |                     |                     |                     |               |      |     |
| 1880100       | 58541                          | \$ 2,042            | \$ 1,018            | \$ 1,018            | \$ 1,007            | \$ -                | 0.00%         |      |     |
|               |                                |                     |                     |                     |                     |                     |               |      |     |
|               |                                |                     |                     |                     |                     |                     |               |      |     |
| 1880100       | 58602                          | \$ 7,956            | \$ 8,058            | \$ 8,058            | \$ 7,854            | \$ 8,058            | 0.00%         |      |     |
|               |                                |                     |                     |                     |                     |                     |               |      |     |
|               |                                |                     |                     |                     |                     |                     |               |      |     |
| 1880100       | 58604                          | \$ 17,966           | \$ 18,166           | \$ 18,166           | \$ 17,766           | \$ -                | 0.00%         |      |     |
|               |                                |                     |                     |                     |                     |                     |               |      |     |
|               |                                |                     |                     |                     |                     |                     |               |      |     |
| 1880100       | 58605                          | \$ 12,831           | \$ 12,872           | \$ 12,872           | \$ 12,791           | \$ 12,872           | 0.00%         |      |     |
|               |                                |                     |                     |                     |                     |                     |               |      |     |
|               |                                |                     |                     |                     |                     |                     |               |      |     |
| 1880100       | 58606                          | \$ 414              | \$ 414              | \$ 414              | \$ 414              | \$ 414              | 0.00%         |      |     |
|               |                                |                     |                     |                     |                     |                     |               |      |     |
|               |                                |                     |                     |                     |                     |                     |               |      |     |
| 1880100       | 58607                          | \$ 3,035            | \$ 3,035            | \$ 3,035            | \$ 3,035            | \$ 3,035            | 0.00%         |      |     |
|               |                                |                     |                     |                     |                     |                     |               |      |     |
|               |                                |                     |                     |                     |                     |                     |               |      |     |
| <b>TOTAL</b>  | <b>General Obligation</b>      | <b>\$ 1,832,013</b> | <b>\$ 2,203,989</b> | <b>\$ 2,203,989</b> | <b>\$ 2,027,252</b> | <b>\$ 2,030,632</b> | <b>-7.90%</b> |      |     |
|               | 851 3rd Party Request Agencies |                     |                     |                     |                     |                     |               |      |     |

| ACCOUNTS FOR:<br>General Fund      | 2023<br>ACTUAL   | 2024<br>ORIG BUD | 2024<br>REVISED BUD | 2024<br>ACTUAL   | 2025<br>DEPT REQ | PCT<br>CHANGE  |
|------------------------------------|------------------|------------------|---------------------|------------------|------------------|----------------|
| 851 Libraries                      |                  |                  |                     |                  |                  |                |
| 59101 NEH LIBRARY                  |                  |                  |                     |                  |                  |                |
| 1885151 59101                      | \$ 20,500        | \$ -             | \$ -                | \$ -             | \$ -             | 0.00%          |
|                                    |                  |                  |                     |                  |                  |                |
| 59102 SH LIBRARY                   |                  |                  |                     |                  |                  |                |
| 1885151 59102                      | \$ 4,000         | \$ -             | \$ -                | \$ -             | \$ -             | 0.00%          |
|                                    |                  |                  |                     |                  |                  |                |
| 59103 SV LIBRARY                   |                  |                  |                     |                  |                  |                |
| 1885151 59103                      | \$ 11,000        | \$ -             | \$ -                | \$ -             | \$ -             | 0.00%          |
|                                    |                  |                  |                     |                  |                  |                |
| <b>TOTAL Libraries</b>             | <b>\$ 35,500</b> | <b>\$ -</b>      | <b>\$ -</b>         | <b>\$ -</b>      | <b>\$ -</b>      | <b>0.00%</b>   |
| 852 Village Improvement            |                  |                  |                     |                  |                  |                |
| 59104 PRETTY MARSH COMM ASSOC      |                  |                  |                     |                  |                  |                |
| 1885152 59104                      | \$ -             | \$ 2,500         | \$ 2,500            | \$ 2,500         | \$ -             | 0.00%          |
|                                    |                  |                  |                     |                  |                  |                |
| 59111 NEH VILLAGE IMPROVE SOC      |                  |                  |                     |                  |                  |                |
| 1885152 59111                      | \$ 5,000         | \$ 5,000         | \$ 5,000            | \$ 5,000         | \$ -             | 0.00%          |
|                                    |                  |                  |                     |                  |                  |                |
| 59112 SH VILLAGE IMPROVE SOC       |                  |                  |                     |                  |                  |                |
| 1885152 59112                      | \$ 55,000        | \$ 55,000        | \$ 55,000           | \$ 55,000        | \$ 55,000        | 0.00%          |
|                                    |                  |                  |                     |                  |                  |                |
| 59113 SV VILLAGE IMPROVE SOC       |                  |                  |                     |                  |                  |                |
| 1885152 59113                      | \$ 3,000         | \$ -             | \$ -                | \$ -             | \$ -             | 0.00%          |
|                                    |                  |                  |                     |                  |                  |                |
| 59114 MDI HISTORICAL SOC           |                  |                  |                     |                  |                  |                |
| 1885152 59114                      | \$ 2,500         | \$ -             | \$ -                | \$ -             | \$ -             | 0.00%          |
|                                    |                  |                  |                     |                  |                  |                |
| 59115 GREAT HARBOR MARITIME MUSEUM |                  |                  |                     |                  |                  |                |
| 1885152 59115                      | \$ 5,500         | \$ -             | \$ -                | \$ -             | \$ -             | 0.00%          |
|                                    |                  |                  |                     |                  |                  |                |
| <b>TOTAL Village Improvement</b>   | <b>\$ 71,000</b> | <b>\$ 62,500</b> | <b>\$ 62,500</b>    | <b>\$ 62,500</b> | <b>\$ 55,000</b> | <b>-12.00%</b> |
| 853 Recreation                     |                  |                  |                     |                  |                  |                |
| 59121 NEIGHBORHOOD HOUSE-GENERAL   |                  |                  |                     |                  |                  |                |
| 1885153 59121                      | \$ 50,000        | \$ -             | \$ -                | \$ -             | \$ -             | 0.00%          |
|                                    |                  |                  |                     |                  |                  |                |
| 59122 NEIGHBORHOOD HOUSE-YOUTH     |                  |                  |                     |                  |                  |                |
| 1885153 59122                      | \$ 15,000        | \$ -             | \$ -                | \$ -             | \$ -             | 0.00%          |

| ACCOUNTS FOR: |                                | 2023      | 2024      | 2024        | 2024      | 2024      | 2024   | 2025  | PCT |
|---------------|--------------------------------|-----------|-----------|-------------|-----------|-----------|--------|-------|-----|
| General Fund  |                                | ACTUAL    | ORIG BUD  | REVISED BUD | ACTUAL    | DEPT REQ  | CHANGE |       |     |
| 59123         | NEIGHBORHOOD HOUSE-COMM EVENTS |           |           |             |           |           |        |       |     |
| 1885153       | 59123                          | \$ 23,000 | \$ -      | \$ -        | \$ -      | \$ -      |        | 0.00% |     |
| 59124         | ACADIA YOUTH SPORTS            |           |           |             |           |           |        |       |     |
| 1885153       | 59124                          | \$ 2,000  | \$ -      | \$ -        | \$ -      | \$ -      |        | 0.00% |     |
| TOTAL         | Recreation                     | \$ 90,000 | \$ -      | \$ -        | \$ -      | \$ -      |        | 0.00% |     |
| 854           | Social Service Agencies        |           |           |             |           |           |        |       |     |
| 59130         | WOMENS INFANT & CHILDREN PROG  |           |           |             |           |           |        |       |     |
| 1885154       | 59130                          | \$ 495    | \$ -      | \$ -        | \$ -      | \$ -      |        | 0.00% |     |
| 59131         | ISLAND CONNECTIONS             |           |           |             |           |           |        |       |     |
| 1885154       | 59131                          | \$ 2,500  | \$ 2,500  | \$ 2,500    | \$ 2,500  | \$ 2,500  |        | 0.00% |     |
| 59132         | AMERICAN RED CROSS             |           |           |             |           |           |        |       |     |
| 1885154       | 59132                          | \$ 3,500  | \$ 3,500  | \$ 3,500    | \$ 3,500  | \$ -      |        | 0.00% |     |
| 59133         | EASTERN AREA AGENCY            |           |           |             |           |           |        |       |     |
| 1885154       | 59133                          | \$ 500    | \$ 750    | \$ 750      | \$ 750    | \$ 750    |        | 0.00% |     |
| 59134         | MD NURSING ASSOCIATION         |           |           |             |           |           |        |       |     |
| 1885154       | 59134                          | \$ 35,000 | \$ 35,000 | \$ 35,000   | \$ 35,000 | \$ 35,000 |        | 0.00% |     |
| 59136         | DOWNEAST HORIZONS              |           |           |             |           |           |        |       |     |
| 1885154       | 59136                          | \$ 6,000  | \$ 6,000  | \$ 6,000    | \$ 6,000  | \$ 6,000  |        | 0.00% |     |
| 59137         | MD NURSERY SCHOOL              |           |           |             |           |           |        |       |     |
| 1885154       | 59137                          | \$ 9,250  | \$ 20,000 | \$ 20,000   | \$ 20,000 | \$ 20,000 |        | 0.00% |     |
| 59138         | ISLAND EXPLORER                |           |           |             |           |           |        |       |     |
| 1885154       | 59138                          | \$ 14,000 | \$ -      | \$ -        | \$ -      | \$ -      |        | 0.00% |     |
| 59139         | MD CHAMBER OF COMMERCE         |           |           |             |           |           |        |       |     |
| 1885154       | 59139                          | \$ 27,500 | \$ 28,500 | \$ 28,500   | \$ 28,500 | \$ 28,500 |        | 0.00% |     |
| 59140         | HOSPICE VOL OF HANCOCK CNTY    |           |           |             |           |           |        |       |     |
| 1885154       | 59140                          | \$ 1,500  | \$ -      | \$ -        | \$ -      | \$ 1,500  |        | 0.00% |     |



| ACCOUNTS FOR: |                            | 2023     |          | 2024        |          | 2024     |          | 2024     |          | 2025      |           | PCT    |        |
|---------------|----------------------------|----------|----------|-------------|----------|----------|----------|----------|----------|-----------|-----------|--------|--------|
| General Fund  |                            | ACTUAL   | ORIG BUD | REVISED BUD | ACTUAL   | DEPT REQ | ACTUAL   | DEPT REQ | ACTUAL   | DEPT REQ  | CHANGE    | CHANGE |        |
| 59141         | BAR HARBOR FOOD PANTRY     |          |          |             |          |          |          |          |          |           |           |        |        |
| 1885154       | 59141                      | \$ 3,500 | \$ 3,500 | \$ 3,500    | \$ 3,500 | \$ 3,500 | \$ 3,500 | \$ 3,500 | \$ 3,500 | \$ 3,500  | \$ 3,500  | 0.00%  | 0.00%  |
| 59143         | NORTHERN LIGHT HOMECARE    |          |          |             |          |          |          |          |          |           |           |        |        |
| 1885154       | 59143                      | \$ 1,200 | \$ -     | \$ -        | \$ -     | \$ -     | \$ -     | \$ -     | \$ -     | \$ 1,200  | \$ 1,200  | 0.00%  | 0.00%  |
| 59144         | DE COMMUNITY PARTNERS      |          |          |             |          |          |          |          |          |           |           |        |        |
| 1885154       | 59144                      | \$ 2,150 | \$ 3,187 | \$ 3,187    | \$ 3,187 | \$ 3,187 | \$ 3,187 | \$ 3,187 | \$ 3,187 | \$ 5,575  | \$ 5,575  | 74.90% | 74.90% |
| 59145         | MD LODGE                   |          |          |             |          |          |          |          |          |           |           |        |        |
| 1885154       | 59145                      | \$ 1,500 | \$ -     | \$ -        | \$ -     | \$ -     | \$ -     | \$ -     | \$ -     | \$ -      | \$ -      | 0.00%  | 0.00%  |
| 59147         | AID SOCIETY OF OTTER CREEK |          |          |             |          |          |          |          |          |           |           |        |        |
| 1885154       | 59147                      | \$ -     | \$ -     | \$ -        | \$ -     | \$ -     | \$ -     | \$ -     | \$ -     | \$ 10,000 | \$ 10,000 | 0.00%  | 0.00%  |
| 59149         | LIFE FLIGHT FOUNDATION     |          |          |             |          |          |          |          |          |           |           |        |        |
| 1885154       | 59149                      | \$ 1,000 | \$ 1,000 | \$ 1,000    | \$ 1,000 | \$ 1,000 | \$ 1,000 | \$ 1,000 | \$ 1,000 | \$ 1,000  | \$ 1,000  | 0.00%  | 0.00%  |
| 59152         | EMMAUS HOMELESS SHELTER    |          |          |             |          |          |          |          |          |           |           |        |        |
| 1885154       | 59152                      | \$ 2,500 | \$ 2,500 | \$ 2,500    | \$ 2,500 | \$ 2,500 | \$ 2,500 | \$ 2,500 | \$ 2,500 | \$ -      | \$ -      | 0.00%  | 0.00%  |
| 59153         | MDI CAMPFIRE COALITION/NHH |          |          |             |          |          |          |          |          |           |           |        |        |
| 1885154       | 59153                      | \$ 3,000 | \$ 3,000 | \$ 3,000    | \$ 3,000 | \$ 3,000 | \$ 3,000 | \$ 3,000 | \$ 3,000 | \$ 3,000  | \$ 3,000  | 0.00%  | 0.00%  |
| 59155         | MD COMMUNITY DEV CORP      |          |          |             |          |          |          |          |          |           |           |        |        |
| 1885154       | 59155                      | \$ -     | \$ -     | \$ -        | \$ -     | \$ -     | \$ -     | \$ -     | \$ -     | \$ 5,000  | \$ 5,000  | 0.00%  | 0.00%  |
| 59156         | ISLAND HOUSING TRUST       |          |          |             |          |          |          |          |          |           |           |        |        |
| 1885154       | 59156                      | \$ 7,500 | \$ 7,500 | \$ 7,500    | \$ 7,500 | \$ 7,500 | \$ 7,500 | \$ 7,500 | \$ 7,500 | \$ 7,500  | \$ 7,500  | 0.00%  | 0.00%  |
| 59158         | FAMILIES FIRST COMM CENTER |          |          |             |          |          |          |          |          |           |           |        |        |
| 1885154       | 59158                      | \$ 1,000 | \$ -     | \$ -        | \$ -     | \$ -     | \$ -     | \$ -     | \$ -     | \$ -      | \$ -      | 0.00%  | 0.00%  |
| 59159         | HEALTH EQUITY ALLIANCE     |          |          |             |          |          |          |          |          |           |           |        |        |
| 1885154       | 59159                      | \$ 1,500 | \$ -     | \$ -        | \$ -     | \$ -     | \$ -     | \$ -     | \$ -     | \$ -      | \$ -      | 0.00%  | 0.00%  |

| ACCOUNTS FOR:                            | 2023                  | 2024                  | 2024                  | 2024                  | 2024                  | 2024   | 2024 | 2025 | PCT            |
|------------------------------------------|-----------------------|-----------------------|-----------------------|-----------------------|-----------------------|--------|------|------|----------------|
| General Fund                             | ACTUAL                | ORIG BUD              | REVISED BUD           | ACTUAL                | DEPT REQ              | CHANGE |      |      |                |
| 59160 SPCA-HANCOCK COUNTY                |                       |                       |                       |                       |                       |        |      |      |                |
| 1885154 59160                            | \$ 1,000              | \$ 2,000              | \$ 2,000              | \$ 2,000              | \$ -                  |        |      |      | 0.00%          |
|                                          |                       |                       |                       |                       |                       |        |      |      |                |
| 59161 Eagles' Nest Clubhouse             |                       |                       |                       |                       |                       |        |      |      |                |
| 1885154 59161                            | \$ 500                | \$ -                  | \$ -                  | \$ -                  | \$ -                  |        |      |      | 0.00%          |
|                                          |                       |                       |                       |                       |                       |        |      |      |                |
| 59162 Ellsworth Free Medical Clinic      |                       |                       |                       |                       |                       |        |      |      |                |
| 1885154 59162                            | \$ 1,000              | \$ -                  | \$ -                  | \$ -                  | \$ -                  |        |      |      | 0.00%          |
|                                          |                       |                       |                       |                       |                       |        |      |      |                |
| <b>TOTAL Social Service Agencies</b>     | <b>\$ 127,595</b>     | <b>\$ 118,937</b>     | <b>\$ 118,937</b>     | <b>\$ 118,937</b>     | <b>\$ 131,025</b>     |        |      |      | <b>10.20%</b>  |
|                                          |                       |                       |                       |                       |                       |        |      |      |                |
| 855 Historical/Museums                   |                       |                       |                       |                       |                       |        |      |      |                |
| 59114 MDI HISTORICAL SOC                 |                       |                       |                       |                       |                       |        |      |      |                |
| 1885155 59114                            | \$ -                  | \$ 15,500             | \$ 15,500             | \$ 15,500             | \$ -                  |        |      |      | 0.00%          |
|                                          |                       |                       |                       |                       |                       |        |      |      |                |
| 59115 GREAT HARBOR MARITIME MUSEUM       |                       |                       |                       |                       |                       |        |      |      |                |
| 1885155 59115                            | \$ -                  | \$ 5,500              | \$ 5,500              | \$ 5,500              | \$ 5,800              |        |      |      | 5.50%          |
|                                          |                       |                       |                       |                       |                       |        |      |      |                |
| <b>TOTAL Historical/Museums</b>          | <b>\$ -</b>           | <b>\$ 21,000</b>      | <b>\$ 21,000</b>      | <b>\$ 21,000</b>      | <b>\$ 5,800</b>       |        |      |      | <b>-72.40%</b> |
|                                          |                       |                       |                       |                       |                       |        |      |      |                |
| <b>TOTAL 3rd Party Request Agen</b>      | <b>\$ 324,095</b>     | <b>\$ 202,437</b>     | <b>\$ 202,437</b>     | <b>\$ 202,437</b>     | <b>\$ 191,825</b>     |        |      |      | <b>-5.20%</b>  |
|                                          |                       |                       |                       |                       |                       |        |      |      |                |
| 901 MDES                                 |                       |                       |                       |                       |                       |        |      |      |                |
|                                          |                       |                       |                       |                       |                       |        |      |      |                |
| 59200 MD ELEMENTARY SCHOOL               |                       |                       |                       |                       |                       |        |      |      |                |
| 1990100 59200                            | \$ 4,875,075          | \$ 4,379,142          | \$ 4,379,142          | \$ 2,885,783          | \$ 5,039,078          |        |      |      | 15.10%         |
|                                          |                       |                       |                       |                       |                       |        |      |      |                |
| <b>TOTAL MD ELEMENTARY SCHOOL</b>        | <b>\$ 4,927,588.9</b> | <b>\$ 4,379,142.0</b> | <b>\$ 4,379,142.0</b> | <b>\$ 2,918,273.2</b> | <b>\$ 5,039,078.0</b> |        |      |      | <b>15.10%</b>  |
|                                          |                       |                       |                       |                       |                       |        |      |      |                |
| <b>TOTAL ELEMENTARY SCHOOL EDUCATION</b> | <b>\$ 4,931,191.0</b> | <b>\$ 4,379,142.0</b> | <b>\$ 4,379,142.0</b> | <b>\$ 2,922,248.0</b> | <b>\$ 5,039,078.0</b> |        |      |      | <b>15.10%</b>  |
|                                          |                       |                       |                       |                       |                       |        |      |      |                |
| 951 MDI HS                               |                       |                       |                       |                       |                       |        |      |      |                |
| 59201 MD HIGH SCHOOL                     |                       |                       |                       |                       |                       |        |      |      |                |
| 1995100 59201                            | \$ 3,467,240          | \$ 3,752,276          | \$ 3,752,276          | \$ 2,501,517          | \$ 3,992,876          |        |      |      | 6.40%          |
|                                          |                       |                       |                       |                       |                       |        |      |      |                |
| <b>TOTAL MD HIGH SCHOOL</b>              | <b>\$ 3,467,240</b>   | <b>\$ 3,752,276</b>   | <b>\$ 3,752,276</b>   | <b>\$ 2,501,517</b>   | <b>\$ 3,992,876</b>   |        |      |      | <b>6.40%</b>   |
|                                          |                       |                       |                       |                       |                       |        |      |      |                |
| 952 County Tax                           |                       |                       |                       |                       |                       |        |      |      |                |
| 59202 COUNTY TAX                         |                       |                       |                       |                       |                       |        |      |      |                |
| 1995200 59202                            | \$ 1,094,887          | \$ 1,157,710          | \$ 1,157,710          | \$ 1,157,710          | \$ 1,350,241          |        |      |      | 16.60%         |
|                                          |                       |                       |                       |                       |                       |        |      |      |                |
| <b>TOTAL COUNTY TAX</b>                  | <b>\$ 1,094,887</b>   | <b>\$ 1,157,710</b>   | <b>\$ 1,157,710</b>   | <b>\$ 1,157,710</b>   | <b>\$ 1,350,241</b>   |        |      |      | <b>16.60%</b>  |



| ACCOUNTS FOR: |                       | 2023                | 2024                | 2024                | 2024                | 2024                | 2024   | 2025 | PCT           |
|---------------|-----------------------|---------------------|---------------------|---------------------|---------------------|---------------------|--------|------|---------------|
| General Fund  |                       | ACTUAL              | ORIG BUD            | REVISED BUD         | ACTUAL              | DEPT REQ            | CHANGE |      |               |
| 59962         | CIP-TM TELEPHONE RESV | \$ 3,511            | \$ 8,223            | \$ 8,223            | \$ 8,223            | \$ 7,802            |        |      | -5.10%        |
| 1999191       |                       |                     |                     |                     |                     |                     |        |      |               |
| 59965         | CIP-FD FIRE POND      | \$ 6,225            | \$ 12,745           | \$ 12,745           | \$ 12,745           | \$ 12,047           |        |      | -5.50%        |
| 1999191       |                       |                     |                     |                     |                     |                     |        |      |               |
| 59966         | CIP-SW CAPITAL        | \$ 10,000           | \$ 38,064           | \$ 38,064           | \$ 38,064           | \$ 65,283           |        |      | 71.50%        |
| 1999191       |                       |                     |                     |                     |                     |                     |        |      |               |
| 59967         | CIP-PW ROAD RESV      | \$ 50,000           | \$ 41,612           | \$ 41,612           | \$ 41,612           | \$ 41,479           |        |      | -0.30%        |
| 1999191       |                       |                     |                     |                     |                     |                     |        |      |               |
| 59971         | CIP-PD EQUIPMENT      | \$ 18,385           | \$ 18,385           | \$ 18,385           | \$ 18,385           | \$ 111,339          |        |      | 505.60%       |
| 1999191       |                       |                     |                     |                     |                     |                     |        |      |               |
| 59972         | CIP-TC EQUIPMENT      | \$ 9,876            | \$ 9,834            | \$ 9,834            | \$ 9,834            | \$ 9,637            |        |      | -2.00%        |
| 1999191       |                       |                     |                     |                     |                     |                     |        |      |               |
| 59973         | CIP-FD FIRE RESERVE   | \$ 416,279          | \$ 400,000          | \$ 400,000          | \$ 400,000          | \$ 622,637          |        |      | 55.70%        |
| 1999191       |                       |                     |                     |                     |                     |                     |        |      |               |
| 59974         | CIP-UB BENE ACCRUAL   | \$ -                | \$ 15,000           | \$ 15,000           | \$ 15,000           | \$ 57,654           |        |      | 284.40%       |
| 1999191       |                       |                     |                     |                     |                     |                     |        |      |               |
| 59975         | CIP-PW EQUIPMENT RESV | \$ 220,000          | \$ 275,000          | \$ 275,000          | \$ 275,000          | \$ 456,238          |        |      | 65.90%        |
| 1999191       |                       |                     |                     |                     |                     |                     |        |      |               |
| 59976         | CIP-FN EQUIPMENT      | \$ 3,898            | \$ 3,432            | \$ 3,432            | \$ 3,432            | \$ 2,630            |        |      | -23.40%       |
| 1999191       |                       |                     |                     |                     |                     |                     |        |      |               |
| 59978         | CIP-AS REVAL RESERVE  | \$ 15,575           | \$ 11,336           | \$ 11,336           | \$ 11,336           | \$ 17,697           |        |      | 56.10%        |
| 1999191       |                       |                     |                     |                     |                     |                     |        |      |               |
| 59979         | CIP-AS AERIAL PHOTO   | \$ 5,800            | \$ 7,054            | \$ 7,054            | \$ 7,054            | \$ 4,335            |        |      | -38.50%       |
| 1999191       |                       |                     |                     |                     |                     |                     |        |      |               |
| <b>TOTAL</b>  | <b>CIP Transfers</b>  | <b>\$ 1,069,436</b> | <b>\$ 1,084,314</b> | <b>\$ 1,084,314</b> | <b>\$ 1,084,314</b> | <b>\$ 1,705,927</b> |        |      | <b>57.30%</b> |

| ACCOUNTS FOR: | 2023          | 2024          |               |               | 2024          | 2024         | 2024   | 2025 | PCT |
|---------------|---------------|---------------|---------------|---------------|---------------|--------------|--------|------|-----|
|               |               | ACTUAL        | ORIG BUD      | REVISED BUD   |               |              |        |      |     |
| General Fund  |               |               |               |               |               |              |        |      |     |
| <b>TOTAL</b>  | \$ 1,069,436  | \$ 1,084,314  | \$ 1,084,314  | \$ 1,084,314  | \$ 1,084,314  | \$ 1,705,927 | 57.30% |      |     |
| <b>TOTAL</b>  | \$ 22,065,681 | \$ 23,419,859 | \$ 23,537,741 | \$ 16,941,040 | \$ 25,642,515 | 9.50%        |        |      |     |

| 2025 Municipal Revenues       |                                                      |                                      |                      |                      |
|-------------------------------|------------------------------------------------------|--------------------------------------|----------------------|----------------------|
| ACCOUNT                       | ACCOUNT DESCRIPTION                                  | 2022-2023 (unaudited as of 12/27/23) |                      |                      |
|                               |                                                      | ORIGINAL APPROP                      | REVISED BUDGET       | YTD RECOGNIZED       |
| 100-00-000-000-000-40000      | Tax Revenue                                          | 0                                    | 18,876,929           | 18,876,929           |
| 100-00-000-000-000-40010      | In Lieu of Taxes-Maple Lane Ap                       | 4,500                                | 4,500                | 4,627                |
| 100-00-000-000-000-40011      | In Lieu of Taxes-Acadia Natl P                       | 30,000                               | 30,000               | 34,539               |
| 100-00-000-000-000-40012      | In Lieu of Taxes-Other                               | 2,000                                | 2,000                | 2,075                |
| 100-00-000-000-000-40013-     | In Lieu of Taxes-Land & Garden Preserve              | 19,000                               | 19,000               | 21,312               |
| 100-00-000-000-000-40222      | State Revenue-Revenue Sharing                        | 100,000                              | 100,000              | 100,000              |
| 100-00-000-000-000-40230      | State Revenue-Homestead Reimb                        | 70,000                               | 70,000               | 84,210               |
| 100-00-000-000-000-40232      | State Revenue-Veteran Ex Reimb                       | 600                                  | 600                  | 563                  |
| 100-00-000-000-000-40233      | State Revenue-Tree Growth Reim                       | 1,000                                | 1,000                | 710                  |
| 100-00-000-000-000-40234      | State Revenue-BETE Reimb                             | 2,500                                | 2,500                | 2,465                |
| 100-00-000-000-000-40110-     | Building Permits                                     | 10,000                               | 10,000               | 19,289               |
| 100-00-000-000-000-40114-     | Plumbing Permits                                     | 7,000                                | 7,000                | 13,923               |
| 100-00-000-000-000-40116-     | Sewer Permits                                        | 5,000                                | 5,000                | 9,680                |
| 100-00-000-000-000-40118-     | Conditional Use Permits                              | 150                                  | 150                  | 450                  |
| 100-00-000-000-000-40119-     | Subdivision Permits                                  | 150                                  | 150                  | 750                  |
| 100-00-000-000-000-40228-     | State Revenue-Gen Assist Reimb                       | 3,500                                | 3,500                | 0                    |
| 100-40-401-410-000-40309      | Police Ticket Fees                                   | 750                                  | 750                  | 946                  |
| 100-40-401-410-000-40360      | Police Parking Fees                                  | 60,000                               | 60,000               | 0                    |
| 100-40-401-410-000-42000-     | BH Contracted Services Rev PD                        | 109,987                              | 109,987              | 112,572              |
| 100-00-000-000-000-40227      | State Revenue+Road Assistance                        | 35,000                               | 35,000               | 37,636               |
| 100-00-000-000-000-40416-     | Solid Waste Performance Income                       | 15,000                               | 15,000               | 10,287               |
| 100-50-501-000-000-40165      | Road Opening Permit Fees                             | 10,000                               | 10,000               | 4,966                |
| 100-50-505-555-000-40320      | Sewerage Charges                                     | 700                                  | 700                  | 775                  |
| 100-50-530-000-000-40327-     | SV-EVSE Revenue                                      | 710                                  | 710                  | 1,175                |
| 100-50-515-000-000-40415      | Recycling Income                                     | 0                                    | 0                    | 283                  |
| 100-41-410-440-000-41000-     | EMS Revenue                                          | 87,000                               | 87,000               | 159,503              |
| 100-00-000-000-000-40030      | Penalty/Interest on Delinq Tax                       | 30,000                               | 30,000               | 19,821               |
| 100-00-000-000-000-40020-     | Motor Vehicle Excise Tax                             | 650,000                              | 650,000              | 659,444              |
| 100-00-000-000-000-40021-     | Boat Excise Tax                                      | 18,000                               | 18,000               | 17,936               |
| 100-00-000-000-000-40022-     | Documented Boat Excise Tax                           | 10,000                               | 10,000               | 8,619                |
| 100-00-000-000-000-40130-     | Animal Licenses - Agent Fees                         | 300                                  | 300                  | 284                  |
| 100-00-000-000-000-40150-     | IFW Moses Fees                                       | 1,000                                | 1,000                | 851                  |
| 100-00-000-000-000-40160-     | Motor Vehicle Fees                                   | 10,000                               | 10,000               | 12,946               |
| 100-00-000-000-000-40162-     | Snowmobile Fees                                      | 150                                  | 150                  | 38                   |
| 100-00-000-000-000-40330-     | Vital Statistic Fees                                 | 3,000                                | 3,000                | 3,008                |
| 100-00-000-000-000-40325-     | ANP Otter Creek Sewer Fees                           | 60,000                               | 60,000               | 62,503               |
| 100-00-000-000-000-40326-     | ANP Seal Harbor Sewer Fees                           | 15,000                               | 15,000               | 19,738               |
| 100-00-000-000-000-40440      | Insurance Claims Income                              | 5,000                                | 5,000                | 5,991                |
| 100-00-000-000-000-40500-     | INTERFUND TRANSFER (MARINA)                          | 64,150                               | 74,650               | 10,500               |
| 100-00-000-000-000-40302      | Printing Fees                                        | 500                                  | 500                  | 181                  |
| 100-00-000-000-000-40409      | Interest Income+GF Accounts                          | 25,000                               | 25,000               | 233,814              |
| 100-00-000-000-000-40410      | Investment Earnings                                  | 30,000                               | 30,000               | 46,298               |
| 100-00-000-000-000-13213      | State Revenue Sharing Previous Positive Variance Use | 0                                    | 0                    | 0                    |
| 100-00-000-000-000-40530-     | TRANSFER FROM CAPITAL GAINS                          | 300,000                              | 300,000              | 300,000              |
| 100-00-000-000-000-40526-     | TRANSFER FROM SURPLUS (W C/O)                        | 700,000                              | 700,000              | 700,000              |
| <b>Total 100 General Fund</b> |                                                      | <b>\$ 2,496,647</b>                  | <b>\$ 21,384,076</b> | <b>\$ 21,601,636</b> |

| 2023-2024 (unaudited as of 12/27/23) |                      |                      | 2024-2025           |                 |
|--------------------------------------|----------------------|----------------------|---------------------|-----------------|
| ORIGINAL APPROP                      | REVISED BUDGET       | YTD RECOGNIZED       | REQUEST             | REPORTER        |
| 0                                    | 20,647,763           | 20,647,763           |                     |                 |
| 4,500                                | 4,500                | 0                    | \$ 4,500            | ASSESSOR        |
| 30,000                               | 30,000               | 0                    | \$ 30,000           | ASSESSOR        |
| 2,000                                | 2,000                | 5,073                | \$ 5,000            | ASSESSOR        |
| 20,000                               | 20,000               | 23,515               | \$ 25,000           | ASSESSOR        |
| 120,000                              | 120,000              | 60,982               | \$ 160,000          | ASSESSOR        |
| 65,000                               | 65,000               | 63,472               | \$ 80,000           | ASSESSOR        |
| 500                                  | 500                  | 0                    | \$ 500              | ASSESSOR        |
| 1,000                                | 1,000                | 1,997                | \$ 2,000            | ASSESSOR        |
| 2,000                                | 2,000                | 0                    | \$ 2,500            | ASSESSOR        |
| 10,000                               | 10,000               | 17,168               | \$ 15,000           | CEO             |
| 14,000                               | 14,000               | 9,375                | \$ 10,000           | CEO             |
| 8,000                                | 8,000                | 9,000                | \$ 9,000            | CEO             |
| 400                                  | 400                  | 150                  | \$ 200              | CEO             |
| 0                                    | 0                    | 0                    | \$ 500              | CEO             |
| 3,500                                | 3,500                | 0                    | \$ 3,500            | GA ADMIN        |
| 750                                  | 750                  | -948                 | \$ 3,500            | PD              |
| 60,000                               | 60,000               | 47,271               | \$ 67,500           | PD              |
| 166,633                              | 166,633              | 0                    | \$ -                | PD              |
| 35,000                               | 35,000               | 0                    | \$ 35,000           | PW              |
| 0                                    | 0                    | 0                    | \$ 10,000           | PW              |
| 10,000                               | 10,000               | 1,287                | \$ 5,000            | PW              |
| 700                                  | 700                  | 0                    | \$ 1,000            | PW              |
| 1,000                                | 1,000                | 1,201                | \$ 1,500            | PW              |
| 0                                    | 0                    | 371                  | \$ -                | PW              |
| 123,404                              | 123,404              | 35,744               | \$ 123,414          | EMS Coordinator |
| 30,000                               | 30,000               | 7,281                | \$ 30,000           | TAX COLLECTOR   |
| 660,000                              | 660,000              | 332,670              | \$ 660,000          | TOWN CLERK      |
| 18,000                               | 18,000               | 4,514                | \$ 18,000           | TOWN CLERK      |
| 10,000                               | 10,000               | 1,102                | \$ 10,000           | TOWN CLERK      |
| 250                                  | 250                  | 110                  | \$ 300              | TOWN CLERK      |
| 1,000                                | 1,000                | 280                  | \$ 1,000            | TOWN CLERK      |
| 10,000                               | 10,000               | 6,221                | \$ 13,000           | TOWN CLERK      |
| 150                                  | 150                  | 52                   | \$ 150              | TOWN CLERK      |
| 3,000                                | 3,000                | 1,658                | \$ 3,500            | TOWN CLERK      |
| 60,000                               | 60,000               | 0                    | \$ 62,000           | TOWN MGR        |
| 15,000                               | 15,000               | 0                    | \$ 20,000           | TOWN MGR        |
| 5,000                                | 5,000                | 0                    | \$ 5,000            | TOWN MGR        |
| 74,270                               | 74,270               | 0                    | \$ 82,000           | TOWN MGR        |
| 100                                  | 100                  | 171                  | \$ 100              | TREAS           |
| 350,000                              | 350,000              | 106,888              | \$ 375,000          | TREAS           |
| 50,000                               | 50,000               | 13,448               | \$ 35,000           | TREAS           |
| 0                                    | 0                    | 0                    | \$ 200,000          | TREAS           |
| 0                                    | 0                    | 100,000              | \$ -                | TREAS           |
| 750,000                              | 750,000              | 750,000              | \$ 400,000          | TREAS           |
| <b>\$ 2,715,157</b>                  | <b>\$ 23,362,920</b> | <b>\$ 22,247,815</b> | <b>\$ 2,509,664</b> |                 |

| Reserve Acct #                    | Reserve Description                           | Identifier, if applicable | Description of Asset/Cost                               | First Fiscal Year in Service | Replacement Years | Replacement Fiscal Year | assumptions concatenated                                              | Planned to Replace Through Bonding |
|-----------------------------------|-----------------------------------------------|---------------------------|---------------------------------------------------------|------------------------------|-------------------|-------------------------|-----------------------------------------------------------------------|------------------------------------|
|                                   | Capital Improvement Schedule for fiscal year: | 2025                      | Default Inflation Rate for Replacement Cost Estimation  |                              | 5%                |                         |                                                                       |                                    |
| <b>Municipal Management</b>       |                                               |                           |                                                         |                              |                   |                         |                                                                       |                                    |
|                                   |                                               |                           | Telephone System for Building                           | 2015                         | 10.00             | 2025                    | Estimated/CIP/on 7/1 of replacement FY/renewable funding not included | -                                  |
| 4020100-24209                     | Town Manager Telephone Reserve                |                           |                                                         |                              |                   |                         |                                                                       |                                    |
| <b>Total Municipal Management</b> |                                               |                           |                                                         |                              |                   |                         |                                                                       |                                    |
| <b>Town Clerk</b>                 |                                               |                           |                                                         |                              |                   |                         |                                                                       |                                    |
| 4020200-24205-4                   | Clerks - Tabulating Machine                   |                           | tabulating machine                                      | 2025                         | -                 | 2025                    | Estimated/CIP/on 7/1 of replacement FY/renewable funding not included | -                                  |
| 4020200-24205-4                   | Clerks - Historical Preservation              |                           | historic preservation                                   | 2017                         | 5.00              | 2022                    | Estimated/CIP/on 7/1 of replacement FY/renewable funding not included | -                                  |
| 4020200-24205                     | Clerks Reserve                                |                           | Storage Improvements - Clerk related                    | 2024                         | 4.00              | 2028                    | Estimated/CIP/on 7/1 of replacement FY/renewable funding not included | -                                  |
| <b>Total Town Clerk</b>           |                                               |                           |                                                         |                              |                   |                         |                                                                       |                                    |
| <b>Finance Department</b>         |                                               |                           |                                                         |                              |                   |                         |                                                                       |                                    |
|                                   |                                               |                           | Computer Network Server & Smartboard/Projectors/Screens | 2017                         | 10.00             | 2027                    | Estimated/CIP/on 7/1 of replacement FY/renewable funding not included | -                                  |
|                                   |                                               |                           | Smartboard/Projectors/Screens                           | 2019                         | 9.00              | 2028                    | Estimated/CIP/on 7/1 of replacement FY/renewable funding not included | -                                  |
|                                   |                                               |                           | Storage Needs                                           |                              |                   | 2025                    | Estimated/CIP/on 7/1 of replacement FY/renewable funding not included | -                                  |
| 4020500-24206                     | Treasurer Cap Imp Reserve                     |                           |                                                         |                              |                   |                         |                                                                       |                                    |
| <b>Total Finance Department</b>   |                                               |                           |                                                         |                              |                   |                         |                                                                       |                                    |
| <b>Debt Service Reserve</b>       |                                               |                           |                                                         |                              |                   |                         |                                                                       |                                    |
|                                   |                                               |                           | Debt Service Fluctuation Mitigation                     |                              |                   | 2025                    | Estimated/CIP/on 7/1 of replacement FY/renewable funding not included | -                                  |
| 4080100-24476                     | Debt Service Reserve - established May 2023   |                           |                                                         |                              |                   |                         |                                                                       |                                    |
| <b>Total Debt Service Reserve</b> |                                               |                           |                                                         |                              |                   |                         |                                                                       |                                    |
| <b>Assessing Department</b>       |                                               |                           |                                                         |                              |                   |                         |                                                                       |                                    |
| 4020600-24208                     | Assessment Cap Imp Reserve                    |                           | Vision Server                                           | 2019                         | 4.00              | 2023                    | Estimated/CIP/on 7/1 of replacement FY/renewable funding not included | -                                  |
| 4020600-24207                     | Revaluation Reserve                           |                           | Revaluation Reserve                                     | 2022                         | 8.00              | 2030                    | Estimated/CIP/on 7/1 of replacement FY/renewable funding not included | -                                  |
| 4020600-24211                     | Assessor-Aerial Photo Reserve                 |                           | Aerial Ortho Photography                                | 2020                         | 5.00              | 2025                    | Estimated/CIP/on 7/1 of replacement FY/renewable funding not included | -                                  |
| <b>Total Assessing Department</b> |                                               |                           |                                                         |                              |                   |                         |                                                                       |                                    |



| Replacement Cost for Planning | Years Until Replacement | For Current CIP Year, Not Considering Reserve Funds | Less Current Unencumbered Reserve Balance - allocated via weighted average | Calculated Replacement Funding Net of Unencumbered Reserve Funds | Adjustment Per Professional Judgement, See Note | Proposed Replacement Funding Net of Unencumbered Reserve Funds and Professional Judgement Adjustment | Notes                                                                                                                               |
|-------------------------------|-------------------------|-----------------------------------------------------|----------------------------------------------------------------------------|------------------------------------------------------------------|-------------------------------------------------|------------------------------------------------------------------------------------------------------|-------------------------------------------------------------------------------------------------------------------------------------|
| <b>39,967.56</b>              |                         |                                                     |                                                                            |                                                                  |                                                 |                                                                                                      |                                                                                                                                     |
| 40,000.00                     | -                       | 40,000.00                                           | 39,967.56                                                                  | 32.44                                                            | 7,769.34                                        | 7,801.78                                                                                             | Infrastructure involved in original purchase will not have to be re-done. So, Future value calculation is overstated. Use estimated |
|                               |                         |                                                     |                                                                            | -                                                                | -                                               | -                                                                                                    |                                                                                                                                     |
|                               |                         |                                                     |                                                                            | -                                                                | -                                               | -                                                                                                    |                                                                                                                                     |
| 40,000.00                     |                         | 40,000.00                                           | 39,967.56                                                                  | 32.44                                                            | 7,769.34                                        | <b>7,801.78 (A)</b>                                                                                  |                                                                                                                                     |
| <b>20,292.67</b>              |                         |                                                     |                                                                            |                                                                  |                                                 |                                                                                                      |                                                                                                                                     |
| 10,000.00                     | -                       | 10,000.00                                           | <b>13,039.11</b>                                                           | (3,039.11)                                                       | 3,039.11                                        | -                                                                                                    | tabulator funds to be available if lease arrangement ever negated, avoid netting against historical preservation funding            |
| 32,526.88                     | -                       | 32,526.88                                           | <b>35,017.53</b>                                                           | (2,490.65)                                                       | 2,490.65                                        | -                                                                                                    | avoid netting against other lines                                                                                                   |
| 50,000.00                     | 3.00                    | 16,666.67                                           | <b>21,089.17</b>                                                           | 9,636.94                                                         |                                                 | 9,636.94                                                                                             |                                                                                                                                     |
|                               |                         |                                                     |                                                                            | -                                                                | -                                               | -                                                                                                    |                                                                                                                                     |
|                               |                         |                                                     |                                                                            | -                                                                | -                                               | -                                                                                                    |                                                                                                                                     |
| 92,526.88                     |                         | 59,193.55                                           | 69,145.81                                                                  | 4,107.18                                                         | 5,529.76                                        | <b>9,636.94 (A)</b>                                                                                  |                                                                                                                                     |
| <b>20,292.67</b>              |                         |                                                     |                                                                            |                                                                  |                                                 |                                                                                                      |                                                                                                                                     |
| 9,000.00                      | 2.00                    | 4,500.00                                            | 5,120.58                                                                   | 1,939.71                                                         |                                                 | 1,939.71                                                                                             | Central network server                                                                                                              |
| 10,000.00                     | 3.00                    | 3,333.33                                            | 3,793.02                                                                   | 2,068.99                                                         |                                                 | 2,068.99                                                                                             | conference room and meeting room                                                                                                    |
| 10,000.00                     | -                       | 10,000.00                                           | 11,379.07                                                                  | (1,379.07)                                                       |                                                 | (1,379.07)                                                                                           |                                                                                                                                     |
|                               |                         |                                                     |                                                                            | -                                                                | -                                               | -                                                                                                    |                                                                                                                                     |
|                               |                         |                                                     |                                                                            | -                                                                | -                                               | -                                                                                                    |                                                                                                                                     |
| 29,000.00                     |                         | 17,833.33                                           | 20,292.67                                                                  | 2,629.64                                                         | -                                               | <b>2,629.64 (A)</b>                                                                                  |                                                                                                                                     |
| <b>-</b>                      |                         |                                                     |                                                                            |                                                                  |                                                 |                                                                                                      |                                                                                                                                     |
| 173,000.00                    | -                       | 173,000.00                                          | -                                                                          | 173,000.00                                                       |                                                 | 173,000.00                                                                                           | FY25 debt service savings - invest for mitigation of future fluctuations                                                            |
|                               |                         |                                                     |                                                                            | -                                                                | -                                               | -                                                                                                    |                                                                                                                                     |
|                               |                         |                                                     |                                                                            | -                                                                | -                                               | -                                                                                                    |                                                                                                                                     |
| 173,000.00                    |                         | <b>173,000.00</b>                                   | -                                                                          | <b>173,000.00</b>                                                | -                                               | <b>173,000.00 (A)</b>                                                                                |                                                                                                                                     |
| <b>-</b>                      |                         |                                                     |                                                                            |                                                                  |                                                 |                                                                                                      |                                                                                                                                     |
| -                             | -                       | -                                                   | -                                                                          | -                                                                |                                                 | -                                                                                                    | no longer needed due to cloud hosted service                                                                                        |
| 300,000.00                    | 5.00                    | 60,000.00                                           | <b>211,513.43</b>                                                          | 17,697.31                                                        |                                                 | <b>17,697.31</b>                                                                                     |                                                                                                                                     |
| 25,000.00                     | -                       | 25,000.00                                           | <b>20,664.82</b>                                                           | 4,335.18                                                         |                                                 | <b>4,335.18</b>                                                                                      |                                                                                                                                     |
|                               |                         |                                                     |                                                                            | -                                                                | -                                               | -                                                                                                    |                                                                                                                                     |
|                               |                         |                                                     |                                                                            | -                                                                | -                                               | -                                                                                                    |                                                                                                                                     |
| 325,000.00                    |                         | 85,000.00                                           | 232,178.25                                                                 | 22,032.49                                                        | -                                               | <b>22,032.49 (A)</b>                                                                                 |                                                                                                                                     |

| Reserve Acct #                    | Reserve Description     | Identifier, if applicable | Description of Asset/Cost                         | First Fiscal Year in Service | Replacement Years | Replacement Fiscal Year | assumptions concatenated                                                  | Planned to Replace Through Bonding |
|-----------------------------------|-------------------------|---------------------------|---------------------------------------------------|------------------------------|-------------------|-------------------------|---------------------------------------------------------------------------|------------------------------------|
| <b>Code Enforcement</b>           |                         |                           |                                                   |                              |                   |                         |                                                                           |                                    |
| 4020700-24283                     | CEO Work Truck Reserve  |                           | 2018 Chevrolet Colorado                           | 2019                         | 7.00              |                         | Future Value/CIP/after FY funding transfer/renewable funding included     | -                                  |
| <b>Total Code Enforcement</b>     |                         |                           |                                                   |                              |                   |                         |                                                                           | -                                  |
| <b>Unallocated Benefits</b>       |                         |                           |                                                   |                              |                   |                         |                                                                           |                                    |
| 4020800-24212                     | Benefit Accrual Reserve |                           | Benefit Accrual Disbursements                     | 2021                         | -                 |                         | Estimated/CIP/on 7/1 of replacement FY/renewable funding not included     | -                                  |
| <b>Total Unallocated Benefits</b> |                         |                           |                                                   |                              |                   |                         |                                                                           | -                                  |
| <b>Police Department</b>          |                         |                           |                                                   |                              |                   |                         |                                                                           |                                    |
| <b>PD Capital Improvement</b>     |                         |                           |                                                   |                              |                   |                         |                                                                           |                                    |
|                                   |                         | 4114                      | 2022 Ford F-150 Police Responder #4114            | 2023                         | 5.00              |                         | Estimated/CIP/after FY funding transfer/renewable funding included        | -                                  |
|                                   |                         | 4117                      | 2023 Ford SUV Cruiser Patrol #4117 replaced #4113 | 2024                         | 3.00              |                         | Estimated/CIP/after FY funding transfer/renewable funding included        | -                                  |
|                                   |                         | 4115                      | 2022 SUV Cruiser Patrol #4115                     | 2023                         | 3.00              |                         | Estimated/CIP/after FY funding transfer/renewable funding included        | -                                  |
|                                   |                         | 4116                      | 2023 Ford Explorer SUV Cruiser - Chief #4116      | 2023                         | 5.00              |                         | Estimated/CIP/after FY funding transfer/renewable funding included        | -                                  |
|                                   |                         |                           | Cruiser Upfitting & Equipment                     | 2025                         |                   |                         | Estimated/CIP/after FY funding transfer/renewable funding not included    | -                                  |
|                                   |                         |                           | Cruiser Mobile Data Terminals and Accessories (4) | 2025                         | 4.00              |                         | Estimated/CIP/after FY funding transfer/renewable funding not included    | -                                  |
|                                   |                         |                           | Handguns (15)                                     | 2013                         | 13.00             |                         | Estimated/CIP/after FY funding transfer/renewable funding not included    | -                                  |
|                                   |                         |                           | Rifles (6)                                        | 2022                         | 10.00             |                         | Estimated/CIP/after FY funding transfer/renewable funding not included    | -                                  |
|                                   |                         |                           | Watchguard Digital Video Cruiser Recorders (3)    | 2020                         | 5.00              |                         | Estimated/CIP/after FY funding transfer/renewable funding not included    | -                                  |
|                                   |                         |                           | Radar Units (3)                                   | 2014                         | 12.00             |                         | Estimated/CIP/after FY funding transfer/renewable funding not included    | -                                  |
|                                   |                         |                           | Portable Radios (12)                              | 2015                         | 10.00             |                         | Estimated/CIP/after FY funding transfer/renewable funding not included    | -                                  |
|                                   |                         |                           | Speed Trailer                                     | 2015                         | 10.00             |                         | Estimated/CIP/after FY funding transfer/renewable funding not included    | -                                  |
|                                   |                         |                           | Records Management System -                       | 2014                         | 10.00             |                         | Estimated/CIP/after FY funding transfer/renewable funding not included    | -                                  |
|                                   |                         |                           | Tasers (7)                                        | 2023                         | 5.00              |                         | Estimated/CIP/after FY funding transfer/renewable funding not included    | -                                  |
|                                   |                         |                           | AED Units in Cruisers (4)                         | 2022                         | 5.00              |                         | Estimated/CIP/after FY funding transfer/renewable funding not included    | -                                  |
|                                   |                         |                           | Parking Kiosks & Software                         | 2022                         | 5.00              |                         | Estimated/CIP/after FY funding transfer/renewable funding not included    | -                                  |
|                                   |                         |                           | Interview room camera                             | 2023                         | 5.00              |                         | Future Value/CIP/after FY funding transfer/renewable funding not included | -                                  |
| 4040100-24405                     | Police Cap Imp Reserve  |                           |                                                   |                              |                   |                         |                                                                           | -                                  |
| <b>PD Capital Improvement</b>     |                         |                           |                                                   |                              |                   |                         |                                                                           | -                                  |

| Replacement Cost for Planning | Years Until Replacement | For Current CIP Year, Not Considering Reserve Funds | Less Current Unencumbered Reserve Balance - allocated via weighted average | Calculated Replacement Funding Net of Unencumbered Reserve Funds | Adjustment Per Professional Judgement, See Note | Proposed Replacement Funding Net of Unencumbered Reserve Funds and Professional Judgement Adjustment | Notes                                                                                                                                                                                                                                                                                                                            |
|-------------------------------|-------------------------|-----------------------------------------------------|----------------------------------------------------------------------------|------------------------------------------------------------------|-------------------------------------------------|------------------------------------------------------------------------------------------------------|----------------------------------------------------------------------------------------------------------------------------------------------------------------------------------------------------------------------------------------------------------------------------------------------------------------------------------|
| 44,157.48                     | 2.00                    | 22,078.74                                           | 39,704.53                                                                  | 2,226.48                                                         |                                                 | 2,226.48                                                                                             |                                                                                                                                                                                                                                                                                                                                  |
|                               |                         |                                                     |                                                                            | -                                                                | -                                               | -                                                                                                    |                                                                                                                                                                                                                                                                                                                                  |
| 44,157.48                     |                         | 22,078.74                                           | 39,704.53                                                                  | 2,226.48                                                         | -                                               | 2,226.48                                                                                             | (A)                                                                                                                                                                                                                                                                                                                              |
| 162,724.25                    | -                       | 162,724.25                                          | 120,069.80                                                                 | 42,654.45                                                        | 15,000.00                                       | 57,654.45                                                                                            | maintain 50% of accrued compensated absences liability/ liability at time of analysis, unaudited = \$325,448.50 / add'l for possible voluntary accrual redemption policy and variance in actual vs. estimated liability and due to language about anticipating growth in compensable balance while considering past usage trends |
|                               |                         |                                                     |                                                                            | -                                                                | -                                               | -                                                                                                    |                                                                                                                                                                                                                                                                                                                                  |
| 162,724.25                    |                         | 162,724.25                                          | 120,069.80                                                                 | 42,654.45                                                        | 15,000.00                                       | 57,654.45                                                                                            | (A)                                                                                                                                                                                                                                                                                                                              |
| <b>101,718.10</b>             |                         |                                                     |                                                                            |                                                                  |                                                 |                                                                                                      |                                                                                                                                                                                                                                                                                                                                  |
| 66,000.00                     | 4.00                    | 16,500.00                                           | 8,760.30                                                                   | 14,309.92                                                        |                                                 | 14,309.92                                                                                            | Extending life to stagger replacement yrs                                                                                                                                                                                                                                                                                        |
| 60,500.00                     | 3.00                    | 20,166.67                                           | 10,707.03                                                                  | 16,597.66                                                        |                                                 | 16,597.66                                                                                            | Fleet vehicles substantial increase from FY23 to present                                                                                                                                                                                                                                                                         |
| 59,400.00                     | 2.00                    | 29,700.00                                           | 15,768.54                                                                  | 21,815.73                                                        |                                                 | 21,815.73                                                                                            |                                                                                                                                                                                                                                                                                                                                  |
| 61,600.00                     | 4.00                    | 15,400.00                                           | 8,176.28                                                                   | 13,355.93                                                        |                                                 | 13,355.93                                                                                            |                                                                                                                                                                                                                                                                                                                                  |
| 10,920.00                     | 1.00                    | 10,920.00                                           | 5,797.73                                                                   | 5,122.27                                                         |                                                 | 5,122.27                                                                                             | to be available as needed                                                                                                                                                                                                                                                                                                        |
| 30,000.00                     | 5.00                    | 6,000.00                                            | 3,185.56                                                                   | 5,362.89                                                         |                                                 | 5,362.89                                                                                             | to be available as needed                                                                                                                                                                                                                                                                                                        |
| 9,000.00                      | 2.00                    | 4,500.00                                            | 2,389.17                                                                   | 3,305.41                                                         |                                                 | 3,305.41                                                                                             |                                                                                                                                                                                                                                                                                                                                  |
| 12,250.00                     | 8.00                    | 1,531.25                                            | 812.98                                                                     | 1,429.63                                                         |                                                 | 1,429.63                                                                                             |                                                                                                                                                                                                                                                                                                                                  |
| 32,500.00                     | 1.00                    | 32,500.00                                           | 17,255.14                                                                  | 15,244.86                                                        |                                                 | 15,244.86                                                                                            | Replace one unit per scheduled vehicle replacement beginning in FY24                                                                                                                                                                                                                                                             |
| 7,500.00                      | 2.00                    | 3,750.00                                            | 1,990.98                                                                   | 2,754.51                                                         |                                                 | 2,754.51                                                                                             | Fully fund three units. Will look to BHS for grants                                                                                                                                                                                                                                                                              |
| 16,000.00                     | 1.00                    | 16,000.00                                           | 8,494.84                                                                   | 7,505.16                                                         |                                                 | 7,505.16                                                                                             |                                                                                                                                                                                                                                                                                                                                  |
| 15,000.00                     | 1.00                    | 15,000.00                                           | 7,963.91                                                                   | 7,036.09                                                         |                                                 | 7,036.09                                                                                             |                                                                                                                                                                                                                                                                                                                                  |
| 5,000.00                      | -                       | 5,000.00                                            | 2,654.64                                                                   | 2,345.36                                                         |                                                 | 2,345.36                                                                                             | first year to replacement year represents current lease term - encumbered 12/19/22 less                                                                                                                                                                                                                                          |
| 28,800.00                     | 4.00                    | 7,200.00                                            | 3,822.68                                                                   | 6,244.33                                                         | (17,280.15)                                     | (11,035.82)                                                                                          | applicable expenditures                                                                                                                                                                                                                                                                                                          |
| 7,400.00                      | 3.00                    | 2,466.67                                            | 1,309.62                                                                   | 2,030.13                                                         |                                                 | 2,030.13                                                                                             |                                                                                                                                                                                                                                                                                                                                  |
| 9,115.00                      | 3.00                    | 3,038.33                                            | 1,613.13                                                                   | 2,500.62                                                         |                                                 | 2,500.62                                                                                             |                                                                                                                                                                                                                                                                                                                                  |
| 7,651.31                      | 4.00                    | 1,912.83                                            | 1,015.57                                                                   | 1,658.93                                                         |                                                 | 1,658.93                                                                                             |                                                                                                                                                                                                                                                                                                                                  |
|                               |                         |                                                     |                                                                            | -                                                                | -                                               | -                                                                                                    | to agree to historical adequate funding                                                                                                                                                                                                                                                                                          |
| 438,636.31                    |                         | 191,585.74                                          | 101,718.10                                                                 | 128,619.45                                                       | (17,280.15)                                     | 111,339.30                                                                                           | (B)                                                                                                                                                                                                                                                                                                                              |

| Reserve Acct #                 | Reserve Description                                                         | Identifier, if applicable | Description of Asset/Cost                           | First Fiscal Year in Service | Replacement Years | Replacement Fiscal Year | assumptions concatenated                                                   | Planned to Replace Through Bonding |
|--------------------------------|-----------------------------------------------------------------------------|---------------------------|-----------------------------------------------------|------------------------------|-------------------|-------------------------|----------------------------------------------------------------------------|------------------------------------|
| <b>PD Training</b>             |                                                                             |                           |                                                     |                              |                   |                         |                                                                            |                                    |
| 4040100-24473                  | Police Training Cost Reserve                                                |                           | Training Costs                                      | 2020                         | -                 | 2020                    | Estimated/CIP/on 7/1 of replacement FY/renewable funding not included      | -                                  |
| <b>PD Training</b>             |                                                                             |                           |                                                     |                              |                   |                         |                                                                            |                                    |
| <b>Total Police Department</b> |                                                                             |                           |                                                     |                              |                   |                         |                                                                            |                                    |
|                                |                                                                             |                           | Sum of (B)                                          |                              |                   |                         |                                                                            | -                                  |
| <b>Fire Department</b>         |                                                                             |                           |                                                     |                              |                   |                         |                                                                            |                                    |
| <b>FD Truck and Equipment</b>  |                                                                             |                           |                                                     |                              |                   |                         |                                                                            |                                    |
|                                |                                                                             | Tanker 5                  | 2012 Ferrara/Ignitor 2500 Ga. Tanker                | 2012                         | 18.00             | 2030                    | Estimated/CIP/after FY funding transfer/renewable funding not included     | -                                  |
|                                |                                                                             | Engine 2                  | 2017 Ferrara/Ignitor Pumper 1000ga/1500 GPM         | 2017                         | 16.00             | 2033                    | Estimated/CIP/after FY funding transfer/renewable funding not included     | -                                  |
|                                |                                                                             | Engine 4                  | 2006 Spartan/Smeal Rescue-Pumper 1000ga/1500 GPM    | 2007                         | 18.00             | 2025                    | Estimated/CIP/after FY funding transfer/renewable funding not included     | -                                  |
|                                |                                                                             | Engine 6                  | 2014 International/Ferrara Pumper 750 gal./1250 GPM | 2015                         | 16.00             | 2031                    | Estimated/CIP/after FY funding transfer/renewable funding not included     | -                                  |
|                                | not purchased yet, needs approval                                           | Truck 10                  | 2011 Ford F-350 4X4 Pick-up Truck                   | 2012                         | 12.00             | 2024                    | Estimated/CIP/after FY funding transfer/renewable funding not included     | -                                  |
|                                | not purchased yet, needs approval                                           | Truck 10                  | 2011 Ford F-350 4X4 Pick-up Truck replaced by _____ | 2024                         | 8.00              | 2032                    | Future Value/CIP/after FY funding transfer/renewable funding not included  | -                                  |
|                                |                                                                             | Truck 9                   | 2020 Ford F-350 4x4 Pickup Truck                    | 2021                         | 8.00              | 2029                    | Estimated/CIP/after FY funding transfer/renewable funding included         | -                                  |
|                                |                                                                             | Air 1                     | 2006 GMC 4500 Box Truck                             | 2007                         | 21.00             | 2028                    | Estimated/CIP/after FY funding transfer/renewable funding not included     | -                                  |
|                                |                                                                             | Ladder 1                  | 2009 Ferrera 77' HD Quint 300 gal./1500 GPM         | 2010                         | 22.00             | 2032                    | Estimated/Bonding/after FY funding transfer/renewable funding not included | 2,200,215.25                       |
|                                | not purchased yet, planned to replace smaller boat. 3 years ago got a quote | WR1                       | Water Rescue/Fire Suppression Boat                  |                              |                   | 2024                    | Estimated/CIP/after FY funding transfer/renewable funding not included     | -                                  |
|                                |                                                                             | Rescue 7(ambulance)       | 2022 Ford/Sugarloaf Ambulance                       | 2023                         | 7.00              | 2030                    | Estimated/CIP/after FY funding transfer/renewable funding included         | -                                  |
|                                |                                                                             | Rescue 8(ambulance)       | 2018 Ford/Sugarloaf Ambulance                       | 2018                         | 9.00              | 2027                    | Estimated/CIP/after FY funding transfer/renewable funding included         | -                                  |
|                                |                                                                             | AIRPAK01                  | Scott Self-Contained Breathing Apparatus            | 2013                         | 15.00             | 2028                    | Estimated/CIP/after FY funding transfer/renewable funding not included     | -                                  |
|                                |                                                                             | AIRPAK02                  | Scott Self-Contained Breathing Apparatus            | 2013                         | 15.00             | 2028                    | Estimated/CIP/after FY funding transfer/renewable funding not included     | -                                  |
|                                |                                                                             | AIRPAK03                  | Scott Self-Contained Breathing Apparatus            | 2013                         | 15.00             | 2028                    | Estimated/CIP/after FY funding transfer/renewable funding not included     | -                                  |
|                                |                                                                             | AIRPAK04                  | Scott Self-Contained Breathing Apparatus            | 2013                         | 15.00             | 2028                    | Estimated/CIP/after FY funding transfer/renewable funding not included     | -                                  |
|                                |                                                                             | AIRPAK05                  | Scott Self-Contained Breathing Apparatus            | 2013                         | 15.00             | 2028                    | Estimated/CIP/after FY funding transfer/renewable funding not included     | -                                  |
|                                |                                                                             | AIRPAK06                  | Scott Self-Contained Breathing Apparatus            | 2013                         | 15.00             | 2028                    | Estimated/CIP/after FY funding transfer/renewable funding not included     | -                                  |
|                                |                                                                             | AIRPAK07                  | Scott Self-Contained Breathing Apparatus            | 2013                         | 15.00             | 2028                    | Estimated/CIP/after FY funding transfer/renewable funding not included     | -                                  |
|                                |                                                                             | AIRPAK08                  | Scott Self-Contained Breathing Apparatus            | 2013                         | 15.00             | 2028                    | Estimated/CIP/after FY funding transfer/renewable funding not included     | -                                  |

| Replacement Cost for Planning | Years Until Replacement | For Current CIP Year, Not Considering Reserve Funds | Less Current Unencumbered Reserve Balance - allocated via weighted average | Calculated Replacement Funding Net of Unencumbered Reserve Funds | Adjustment Per Professional Judgement, See Note | Proposed Replacement Funding Net of Unencumbered Reserve Funds and Professional Judgement Adjustment | Notes                                     |
|-------------------------------|-------------------------|-----------------------------------------------------|----------------------------------------------------------------------------|------------------------------------------------------------------|-------------------------------------------------|------------------------------------------------------------------------------------------------------|-------------------------------------------|
| -                             | -                       | -                                                   | -                                                                          | -                                                                | -                                               | -                                                                                                    | Fully integrated system with BHPD in 2020 |
| -                             | -                       | -                                                   | -                                                                          | -                                                                | -                                               | -                                                                                                    | (B)                                       |
| 438,636.31                    |                         | 191,585.74                                          | 101,718.10                                                                 | 128,619.45                                                       | (17,280.15)                                     | 111,339.30                                                                                           | (A)                                       |
|                               |                         |                                                     | <b>863,423.92</b>                                                          |                                                                  |                                                 |                                                                                                      |                                           |
| 1,187,835.50                  | 6.00                    | 197,972.58                                          | 79,420.67                                                                  | 184,735.80                                                       |                                                 | 184,735.80                                                                                           |                                           |
| 1,459,413.75                  | 9.00                    | 162,157.08                                          | 65,052.57                                                                  | 154,929.02                                                       |                                                 | 154,929.02                                                                                           |                                           |
| 969,044.00                    | 1.00                    | 969,044.00                                          | 388,751.44                                                                 | 580,292.56                                                       | (969,044.00)                                    | (388,751.44)                                                                                         | encumbered at 9/19/22 meeting             |
| 882,933.37                    | 7.00                    | 126,133.34                                          | 50,600.92                                                                  | 118,904.64                                                       |                                                 | 118,904.64                                                                                           |                                           |
| 89,506.79                     | -                       | 89,506.79                                           | 35,907.44                                                                  | 53,599.35                                                        |                                                 | 53,599.35                                                                                            | Replacing w/SUV for paramedic responses   |
| 132,242.29                    | 8.00                    | 16,530.29                                           | 6,631.46                                                                   | 15,701.35                                                        |                                                 | 15,701.35                                                                                            | Replacing w/SUV for paramedic responses   |
| 116,936.59                    | 5.00                    | 23,387.32                                           | 9,382.29                                                                   | 21,510.86                                                        |                                                 | 21,510.86                                                                                            |                                           |
| 187,605.37                    | 4.00                    | 46,901.34                                           | 18,815.41                                                                  | 42,197.49                                                        | -                                               | 42,197.49                                                                                            |                                           |
| -                             | 8.00                    | -                                                   | -                                                                          | -                                                                |                                                 | -                                                                                                    | Will bond when replacement is necessary   |
| 120,000.00                    | -                       | 120,000.00                                          | 48,140.41                                                                  | 71,859.59                                                        |                                                 | 71,859.59                                                                                            |                                           |
| 392,346.68                    | 6.00                    | 65,391.11                                           | 26,232.96                                                                  | 61,018.95                                                        |                                                 | 61,018.95                                                                                            |                                           |
| 341,906.40                    | 3.00                    | 113,968.80                                          | 45,720.87                                                                  | 98,728.51                                                        |                                                 | 98,728.51                                                                                            |                                           |
| 15,000.00                     | 4.00                    | 3,750.00                                            | 1,504.39                                                                   | 3,373.90                                                         |                                                 | 3,373.90                                                                                             |                                           |
| 15,000.00                     | 4.00                    | 3,750.00                                            | 1,504.39                                                                   | 3,373.90                                                         |                                                 | 3,373.90                                                                                             |                                           |
| 15,000.00                     | 4.00                    | 3,750.00                                            | 1,504.39                                                                   | 3,373.90                                                         |                                                 | 3,373.90                                                                                             |                                           |
| 15,000.00                     | 4.00                    | 3,750.00                                            | 1,504.39                                                                   | 3,373.90                                                         |                                                 | 3,373.90                                                                                             |                                           |
| 15,000.00                     | 4.00                    | 3,750.00                                            | 1,504.39                                                                   | 3,373.90                                                         |                                                 | 3,373.90                                                                                             |                                           |
| 15,000.00                     | 4.00                    | 3,750.00                                            | 1,504.39                                                                   | 3,373.90                                                         |                                                 | 3,373.90                                                                                             |                                           |
| 15,000.00                     | 4.00                    | 3,750.00                                            | 1,504.39                                                                   | 3,373.90                                                         |                                                 | 3,373.90                                                                                             |                                           |
| 15,000.00                     | 4.00                    | 3,750.00                                            | 1,504.39                                                                   | 3,373.90                                                         |                                                 | 3,373.90                                                                                             |                                           |
| 15,000.00                     | 4.00                    | 3,750.00                                            | 1,504.39                                                                   | 3,373.90                                                         |                                                 | 3,373.90                                                                                             |                                           |

| Reserve Acct #               | Reserve Description | Identifier, if applicable | Description of Asset/Cost                                | First Fiscal Year in Service | Replacement Years | Replacement Fiscal Year | assumptions concatenated                                               | Planned to Replace Through Bonding |
|------------------------------|---------------------|---------------------------|----------------------------------------------------------|------------------------------|-------------------|-------------------------|------------------------------------------------------------------------|------------------------------------|
|                              |                     | AIRPAK09                  | Scott Self-Contained Breathing Apparatus                 | 2013                         | 15.00             | 2028                    | Estimated/CIP/after FY funding transfer/renewable funding not included | -                                  |
|                              |                     | AIRPAK10                  | Scott Self-Contained Breathing Apparatus                 | 2013                         | 15.00             | 2028                    | Estimated/CIP/after FY funding transfer/renewable funding not included | -                                  |
|                              |                     | AIRPAK11                  | Scott Self-Contained Breathing Apparatus                 | 2013                         | 15.00             | 2028                    | Estimated/CIP/after FY funding transfer/renewable funding not included | -                                  |
|                              |                     | AIRPAK12                  | Scott Self-Contained Breathing Apparatus                 | 2013                         | 15.00             | 2028                    | Estimated/CIP/after FY funding transfer/renewable funding not included | -                                  |
|                              |                     | AIRPAK13                  | Scott Self-Contained Breathing Apparatus                 | 2013                         | 15.00             | 2028                    | Estimated/CIP/after FY funding transfer/renewable funding not included | -                                  |
|                              |                     | AIRPAK14                  | Scott Self-Contained Breathing Apparatus                 | 2013                         | 15.00             | 2028                    | Estimated/CIP/after FY funding transfer/renewable funding not included | -                                  |
|                              |                     | AIRPAK15                  | Scott Self-Contained Breathing Apparatus                 | 2013                         | 15.00             | 2028                    | Estimated/CIP/after FY funding transfer/renewable funding not included | -                                  |
|                              |                     | AIRPAK16                  | Scott Self-Contained Breathing Apparatus                 | 2013                         | 15.00             | 2028                    | Estimated/CIP/after FY funding transfer/renewable funding not included | -                                  |
|                              |                     | LDH                       | Large Diameter Hose(approx. 3,500 ft)                    | 2019                         | 16.00             | 2035                    | Estimated/CIP/after FY funding transfer/renewable funding not included | -                                  |
|                              |                     | LDH                       | Large Diameter Hose(approx. 3,500 ft)                    | 2019                         | 16.00             | 2035                    | Estimated/CIP/after FY funding transfer/renewable funding not included | -                                  |
|                              |                     |                           | Structural Firefighting Ensemble - 20 sets               | 2018                         | 10.00             | 2028                    | Estimated/CIP/after FY funding transfer/renewable funding not included | -                                  |
|                              |                     |                           | Structural Firefighting Ensemble - 16 sets @ 8600.49 ea. | 2022                         | 10.00             | 2032                    | Estimated/CIP/after FY funding transfer/renewable funding not included | -                                  |
|                              |                     |                           | Cascade/Filling Station                                  | 2019                         | 15.00             | 2034                    | Estimated/CIP/after FY funding transfer/renewable funding not included | -                                  |
|                              |                     |                           | Bullard Thermal Imaging Camera (Eclipse)                 | 2011                         | 13.00             | 2024                    | Estimated/CIP/after FY funding transfer/renewable funding not included | -                                  |
|                              |                     |                           | Bullard Thermal Imaging Camera (Eclipse)                 | 2011                         | 14.00             | 2025                    | Estimated/CIP/after FY funding transfer/renewable funding not included | -                                  |
|                              |                     |                           | Bullard Thermal Imaging Camera (T3 Max)                  | 2018                         | 10.00             | 2028                    | Estimated/CIP/after FY funding transfer/renewable funding not included | -                                  |
|                              |                     |                           | 2 Toughbooks for ambulances                              |                              |                   | 2027                    | Estimated/CIP/after FY funding transfer/renewable funding not included | -                                  |
|                              |                     |                           | Dell FD network server                                   | 2024                         | 5.00              | 2029                    | Estimated/CIP/after FY funding transfer/renewable funding not included | -                                  |
|                              |                     | HOLMCUTTER01              | Holmatro 4050NCT Hydraulic Cutter                        | 2012                         | 14.00             | 2026                    | Estimated/CIP/after FY funding transfer/renewable funding not included | -                                  |
|                              |                     | HOLMCUTTER02              | Holmatro 4050NCT Hydraulic Cutter                        | 2012                         | 15.00             | 2027                    | Estimated/CIP/after FY funding transfer/renewable funding not included | -                                  |
|                              |                     | HOLMPUMP01                | Holmatro Portable Hydraulic Power Unit-dpu 31            | 2012                         | 17.00             | 2029                    | Estimated/CIP/after FY funding transfer/renewable funding not included | -                                  |
|                              |                     | HOLMPUMP02                | Holmatro Portable Hydraulic Power Unit-dpu 31            | 2012                         | 17.00             | 2029                    | Estimated/CIP/after FY funding transfer/renewable funding not included | -                                  |
|                              |                     | HOLMPUMP03                | Holmatro Portable Hydraulic Power Unit-dpu 31            | 2012                         | 18.00             | 2030                    | Estimated/CIP/after FY funding transfer/renewable funding not included | -                                  |
| will buy in 2025 w/ approval |                     | HOLMCUTTER01              | Genesis C236-SL-3 Battery Cutter                         | 2025                         | 15.00             | 2040                    | Estimated/CIP/after FY funding transfer/renewable funding not included | -                                  |
| will buy in 2025 w/ approval |                     | HOLMCUTTER02              | Genesis S49-SL-3 Battery Spreader                        | 2025                         | 15.00             | 2040                    | Estimated/CIP/after FY funding transfer/renewable funding not included | -                                  |
| will buy in 2025 w/ approval |                     | HOLMPUMP01                | Genesis 17C-SL-3 Battery Combi-tool                      | 2025                         | 15.00             | 2040                    | Estimated/CIP/after FY funding transfer/renewable funding not included | -                                  |

| Replacement Cost for Planning | Years Until Replacement | For Current CIP Year, Not Considering Reserve Funds | Less Current Unencumbered Reserve Balance - allocated via weighted average | Calculated Replacement Funding Net of Unencumbered Reserve Funds | Adjustment Per Professional Judgement, See Note | Proposed Replacement Funding Net of Unencumbered Reserve Funds and Professional Judgement Adjustment | Notes                                             |
|-------------------------------|-------------------------|-----------------------------------------------------|----------------------------------------------------------------------------|------------------------------------------------------------------|-------------------------------------------------|------------------------------------------------------------------------------------------------------|---------------------------------------------------|
| 15,000.00                     | 4.00                    | 3,750.00                                            | 1,504.39                                                                   | 3,373.90                                                         |                                                 | 3,373.90                                                                                             |                                                   |
| 15,000.00                     | 4.00                    | 3,750.00                                            | 1,504.39                                                                   | 3,373.90                                                         |                                                 | 3,373.90                                                                                             |                                                   |
| 15,000.00                     | 4.00                    | 3,750.00                                            | 1,504.39                                                                   | 3,373.90                                                         |                                                 | 3,373.90                                                                                             |                                                   |
| 15,000.00                     | 4.00                    | 3,750.00                                            | 1,504.39                                                                   | 3,373.90                                                         |                                                 | 3,373.90                                                                                             |                                                   |
| 15,000.00                     | 4.00                    | 3,750.00                                            | 1,504.39                                                                   | 3,373.90                                                         |                                                 | 3,373.90                                                                                             |                                                   |
| 15,000.00                     | 4.00                    | 3,750.00                                            | 1,504.39                                                                   | 3,373.90                                                         |                                                 | 3,373.90                                                                                             |                                                   |
| 15,000.00                     | 4.00                    | 3,750.00                                            | 1,504.39                                                                   | 3,373.90                                                         |                                                 | 3,373.90                                                                                             |                                                   |
| 15,000.00                     | 4.00                    | 3,750.00                                            | 1,504.39                                                                   | 3,373.90                                                         |                                                 | 3,373.90                                                                                             |                                                   |
| 15,000.00                     | 4.00                    | 3,750.00                                            | 1,504.39                                                                   | 3,373.90                                                         |                                                 | 3,373.90                                                                                             |                                                   |
| 47,201.13                     | 11.00                   | 4,291.01                                            | 1,721.43                                                                   | 4,134.52                                                         |                                                 | 4,134.52                                                                                             |                                                   |
| 47,201.13                     | 11.00                   | 4,291.01                                            | 1,721.43                                                                   | 4,134.52                                                         |                                                 | 4,134.52                                                                                             |                                                   |
| 105,105.00                    | 4.00                    | 26,276.25                                           | 10,541.24                                                                  | 23,640.94                                                        |                                                 | 23,640.94                                                                                            | 5/16/22 encumberment less applicable expenditures |
| 104,053.95                    | 8.00                    | 13,006.74                                           | 5,217.92                                                                   | 12,354.50                                                        |                                                 | 12,354.50                                                                                            |                                                   |
| 35,761.08                     | 10.00                   | 3,576.11                                            | 1,434.63                                                                   | 3,432.65                                                         |                                                 | 3,432.65                                                                                             |                                                   |
| 8,940.27                      | -                       | 8,940.27                                            | 3,586.57                                                                   | 5,353.70                                                         |                                                 | 5,353.70                                                                                             |                                                   |
| 9,253.18                      | 1.00                    | 9,253.18                                            | 3,712.10                                                                   | 5,541.08                                                         |                                                 | 5,541.08                                                                                             |                                                   |
| 13,643.00                     | 4.00                    | 3,410.75                                            | 1,368.29                                                                   | 3,068.68                                                         |                                                 | 3,068.68                                                                                             |                                                   |
| 9,261.00                      | 3.00                    | 3,087.00                                            | 1,238.41                                                                   | 2,674.20                                                         |                                                 | 2,674.20                                                                                             |                                                   |
| 8,100.00                      | 5.00                    | 1,620.00                                            | 649.90                                                                     | 1,490.02                                                         |                                                 | 1,490.02                                                                                             |                                                   |
| 4,898.90                      | 2.00                    | 2,449.45                                            | -                                                                          | 2,449.45                                                         |                                                 | 2,449.45                                                                                             |                                                   |
| 5,070.36                      | 3.00                    | 1,690.12                                            | -                                                                          | 1,690.12                                                         |                                                 | 1,690.12                                                                                             |                                                   |
| 32,304.16                     | 5.00                    | 6,460.83                                            | -                                                                          | 6,460.83                                                         |                                                 | 6,460.83                                                                                             |                                                   |
| 32,304.16                     | 5.00                    | 6,460.83                                            | -                                                                          | 6,460.83                                                         |                                                 | 6,460.83                                                                                             |                                                   |
| 33,434.81                     | 6.00                    | 5,572.47                                            | -                                                                          | 5,572.47                                                         |                                                 | 5,572.47                                                                                             |                                                   |
| 14,659.00                     | 16.00                   | 916.19                                              | 367.55                                                                     | 893.22                                                           |                                                 | 893.22                                                                                               |                                                   |
| 14,695.00                     | 16.00                   | 918.44                                              | 368.45                                                                     | 895.41                                                           |                                                 | 895.41                                                                                               |                                                   |
| 14,695.00                     | 16.00                   | 918.44                                              | 368.45                                                                     | 895.41                                                           |                                                 | 895.41                                                                                               |                                                   |

| Reserve Acct # | Reserve Description | Identifier, if applicable | Description of Asset/Cost          | First Fiscal Year in Service | Replacement Years | Replacement Fiscal Year | assumptions concatenated                                                  | Planned to Replace Through Bonding |
|----------------|---------------------|---------------------------|------------------------------------|------------------------------|-------------------|-------------------------|---------------------------------------------------------------------------|------------------------------------|
|                |                     | HOLMPUMP02                | Genesis 21-36 SL-3 Battery Cutter  | 2026                         | 15.00             | 2041                    | Estimated/CIP/after FY funding transfer/renewable funding not included    | -                                  |
|                |                     | HOLMPUMP03                | Genesis 22-54 SL-3 Battery Cutter  | 2026                         | 15.00             | 2041                    | Estimated/CIP/after FY funding transfer/renewable funding not included    | -                                  |
|                |                     | ZOLLMON01                 | Zoll Cardiac Monitor/Defibrillator | 2018                         | 7.00              | 2025                    | Future Value/CIP/after FY funding transfer/renewable funding not included | -                                  |
|                |                     | ZOLLMON02                 | Zoll Cardiac Monitor/Defibrillator | 2023                         | 7.00              | 2030                    | Estimated/CIP/after FY funding transfer/renewable funding not included    | -                                  |
|                |                     | STRYK01                   | Stryker Cot & Mount                | 2018                         | 7.00              | 2025                    | Estimated/CIP/after FY funding transfer/renewable funding not included    | -                                  |
|                |                     | STRYK02                   | Stryker Cot & Mount                | 2023                         | 7.00              | 2030                    | Estimated/CIP/after FY funding transfer/renewable funding not included    | -                                  |
|                |                     | LUCAS01                   | Lucas Chest Compression System     | 2022                         | 7.00              | 2029                    | Estimated/CIP/after FY funding transfer/renewable funding not included    | -                                  |
|                |                     | PORTACOUNT                | PortaCount Fit Tester              | 2022                         | 15.00             | 2037                    | Estimated/CIP/after FY funding transfer/renewable funding not included    | -                                  |

4040300-24471 Fire Equipment/Engine Reserve

---

**FD Truck and Equipment** 2,200,215.25

---

**FD Fire Station Buildings**

|  |  |  |                                                       |      |       |      |                                                                          |   |
|--|--|--|-------------------------------------------------------|------|-------|------|--------------------------------------------------------------------------|---|
|  |  |  | two new Weil Mclein oil fired boilers at SH Station 2 | 2023 | 20.00 | 2043 | Future Value/CIP/on 7/1 of replacement FY/renewable funding not included | - |
|  |  |  | Roof Replacement - Station 2                          | 2004 | 23.00 | 2027 | Estimated/CIP/on 7/1 of replacement FY/renewable funding not included    | - |
|  |  |  | Windows Replacement - Station 2                       | 2020 | 30.00 | 2050 | Estimated/CIP/on 7/1 of replacement FY/renewable funding not included    | - |
|  |  |  | Roof Replacement - Station 3                          | 2022 | 20.00 | 2042 | Estimated/CIP/on 7/1 of replacement FY/renewable funding not included    | - |
|  |  |  | Exterior Painting & Repairs                           | 2021 | 15.00 | 2036 | Estimated/CIP/on 7/1 of replacement FY/renewable funding not included    | - |
|  |  |  | Generator Replacement - Station 3                     | 2009 | 20.00 | 2029 | Estimated/CIP/on 7/1 of replacement FY/renewable funding not included    | - |
|  |  |  | Generator Replacement - Station 2                     | 1989 | 34.00 | 2024 | Estimated/CIP/on 7/1 of replacement FY/renewable funding not included    | - |
|  |  |  | Paving - Station 3                                    | 2020 | 30.00 | 2050 | Estimated/CIP/on 7/1 of replacement FY/renewable funding not included    | - |
|  |  |  | Paving - Station 2                                    | 2006 | 20.00 | 2026 | Estimated/CIP/on 7/1 of replacement FY/renewable funding not included    | - |

4040300-24470 Fire Stations Building Reserve

---

**FD Fire Station Buildings** -

---

**FD Fire Pond / Dry Hydrant**

|               |                                  |  |                                |      |       |      |                                                                    |   |
|---------------|----------------------------------|--|--------------------------------|------|-------|------|--------------------------------------------------------------------|---|
| 4040300-24474 | Fire Ponds & Dry Hydrant Reserve |  | Total Fire Pond / Dry Hydrants | 2014 | 16.00 | 2030 | Estimated//on 7/1 of replacement FY/renewable funding not included | - |
|---------------|----------------------------------|--|--------------------------------|------|-------|------|--------------------------------------------------------------------|---|

---

**FD Fire Pond / Dry Hydrant** -

---

**Total Fire Department** Sum of (C) 2,200,215.25



| Replacement Cost for Planning | Years Until Replacement | For Current CIP Year, Not Considering Reserve Funds | Less Current Unencumbered Reserve Balance - allocated via weighted average | Calculated Replacement Funding Net of Unencumbered Reserve Funds | Adjustment Per Professional Judgement, See Note | Proposed Replacement Funding Net of Unencumbered Reserve Funds and Professional Judgement Adjustment | Notes                                    |
|-------------------------------|-------------------------|-----------------------------------------------------|----------------------------------------------------------------------------|------------------------------------------------------------------|-------------------------------------------------|------------------------------------------------------------------------------------------------------|------------------------------------------|
| 15,172.00                     | 17.00                   | 892.47                                              | 358.03                                                                     | 871.41                                                           |                                                 | 871.41                                                                                               |                                          |
| 15,172.00                     | 17.00                   | 892.47                                              | 358.03                                                                     | 871.41                                                           |                                                 | 871.41                                                                                               |                                          |
| -                             | 1.00                    | -                                                   | -                                                                          | -                                                                |                                                 | -                                                                                                    |                                          |
| 50,900.74                     | 6.00                    | 8,483.46                                            | 3,403.31                                                                   | 7,916.24                                                         |                                                 | 7,916.24                                                                                             |                                          |
| 33,601.11                     | 1.00                    | 33,601.11                                           | 13,479.76                                                                  | 20,121.35                                                        |                                                 | 20,121.35                                                                                            |                                          |
| 39,907.58                     | 6.00                    | 6,651.26                                            | 2,668.29                                                                   | 6,206.55                                                         |                                                 | 6,206.55                                                                                             |                                          |
| 28,933.00                     | 5.00                    | 5,786.60                                            | 2,321.41                                                                   | 5,322.32                                                         |                                                 | 5,322.32                                                                                             |                                          |
| 23,725.00                     | 13.00                   | 1,825.00                                            | 732.14                                                                     | 1,768.68                                                         |                                                 | 1,768.68                                                                                             |                                          |
|                               |                         |                                                     |                                                                            | -                                                                |                                                 | -                                                                                                    | to adjust to historical adequate funding |
|                               |                         |                                                     |                                                                            | -                                                                |                                                 | -                                                                                                    |                                          |
| 6,867,763.30                  |                         | 2,152,264.12                                        | 854,343.96                                                                 | 1,591,681.07                                                     | (969,044.00)                                    | 622,637.07                                                                                           | (C)                                      |
|                               |                         |                                                     | 128,046.58                                                                 |                                                                  |                                                 |                                                                                                      |                                          |
| 54,392.60                     | 18.00                   | 3,021.81                                            | 3,070.37                                                                   | 2,851.24                                                         |                                                 | 2,851.24                                                                                             |                                          |
| 26,879.00                     | 2.00                    | 13,439.50                                           | 13,655.47                                                                  | 6,611.77                                                         |                                                 | 6,611.77                                                                                             |                                          |
| 70,000.00                     | 25.00                   | 2,800.00                                            | 2,844.99                                                                   | 2,686.20                                                         |                                                 | 2,686.20                                                                                             |                                          |
| 30,000.00                     | 17.00                   | 1,764.71                                            | 1,793.06                                                                   | 1,659.23                                                         |                                                 | 1,659.23                                                                                             |                                          |
| 28,000.00                     | 11.00                   | 2,545.45                                            | 2,586.36                                                                   | 2,310.33                                                         |                                                 | 2,310.33                                                                                             |                                          |
| 29,000.00                     | 4.00                    | 7,250.00                                            | 7,366.50                                                                   | 5,408.37                                                         |                                                 | 5,408.37                                                                                             |                                          |
| 30,000.00                     | -                       | 30,000.00                                           | 30,482.09                                                                  | (482.09)                                                         |                                                 | (482.09)                                                                                             |                                          |
| 130,000.00                    | 25.00                   | 5,200.00                                            | 5,283.56                                                                   | 4,988.66                                                         |                                                 | 4,988.66                                                                                             |                                          |
| 60,000.00                     | 1.00                    | 60,000.00                                           | 60,964.17                                                                  | (964.17)                                                         |                                                 | (964.17)                                                                                             |                                          |
|                               |                         |                                                     |                                                                            | -                                                                |                                                 | -                                                                                                    |                                          |
|                               |                         |                                                     |                                                                            | -                                                                |                                                 | -                                                                                                    |                                          |
| 458,271.60                    |                         | 126,021.47                                          | 128,046.58                                                                 | 25,069.54                                                        | -                                               | 25,069.54                                                                                            | (C)                                      |
| 150,000.00                    | 5.00                    | 30,000.00                                           | 89,763.23                                                                  | 12,047.35                                                        |                                                 | 12,047.35                                                                                            |                                          |
|                               |                         |                                                     |                                                                            | -                                                                |                                                 | -                                                                                                    |                                          |
| 150,000.00                    |                         | 30,000.00                                           | 89,763.23                                                                  | 12,047.35                                                        | -                                               | 12,047.35                                                                                            | (C)                                      |
| 7,476,034.90                  |                         | 2,308,285.59                                        | 1,072,153.77                                                               | 1,628,797.96                                                     | (969,044.00)                                    | 659,753.96                                                                                           | (A)                                      |

| Reserve Acct # | Reserve Description | Identifier, if applicable | Description of Asset/Cost | First Fiscal Year in Service | Replacement Years | Replacement Fiscal Year | assumptions concatenated | Planned to Replace Through Bonding |
|----------------|---------------------|---------------------------|---------------------------|------------------------------|-------------------|-------------------------|--------------------------|------------------------------------|
|----------------|---------------------|---------------------------|---------------------------|------------------------------|-------------------|-------------------------|--------------------------|------------------------------------|

**Communications (Dispatch) Department**

|  |  |  |                                           |      |       |      |                                                                        |   |
|--|--|--|-------------------------------------------|------|-------|------|------------------------------------------------------------------------|---|
|  |  |  | Dell Computer Server                      | 2018 | 7.00  | 2025 | Estimated/CIP/after FY funding transfer/renewable funding not included | - |
|  |  |  | DHQ Server/Software                       | 2016 | 5.00  | 2021 | Estimated/CIP/after FY funding transfer/renewable funding not included | - |
|  |  |  | Digital Voice Recorder for dispatch       | 2022 | 5.00  | 2027 | Estimated/CIP/after FY funding transfer/renewable funding not included | - |
|  |  |  | Avtec Scout EX Dispatch Console           | 2022 | 5.00  | 2027 | Estimated/CIP/after FY funding transfer/renewable funding not included | - |
|  |  |  | Dispatch Console Project - annual pmts    | 2023 | 4.00  | 2027 | Estimated/CIP/after FY funding transfer/renewable funding not included | - |
|  |  |  | MD Police Channel                         | 2006 | 25.00 | 2031 | Estimated/CIP/after FY funding transfer/renewable funding not included | - |
|  |  |  | MD Fire/EMS Channel                       | 2006 | 25.00 | 2031 | Estimated/CIP/after FY funding transfer/renewable funding not included | - |
|  |  |  | MD Public Works/Bus Channel               | 2015 | 25.00 | 2040 | Estimated/CIP/after FY funding transfer/renewable funding not included | - |
|  |  |  | ANP MDI LE/fire/EMS Channels (2)          | 2018 | 15.00 | 2033 | Estimated/CIP/after FY funding transfer/renewable funding not included | - |
|  |  |  | Future Upgrades to Communications Systems | 0    |       |      |                                                                        |   |

4040800-24406 Communication Cap Imp Reserve

**Total Communications (Dispatch) Department**

**Public Works Department**

**Highway Division - Rolling Stock**      **Note: Inflationary rate used - 2.5% for many items instead of standard 5%**

|      |                                                |      |       |      |                                                                           |   |
|------|------------------------------------------------|------|-------|------|---------------------------------------------------------------------------|---|
| 2008 | Mongoose Sewer Jet                             | 2008 | 25.00 | 2033 | Future Value/CIP/after FY funding transfer/renewable funding not included | - |
| 2012 | Toro riding mower                              | 2012 | 14.00 | 2026 | Future Value/CIP/after FY funding transfer/renewable funding included     | - |
| 2013 | Line painter                                   | 2013 | 12.00 | 2025 | Future Value/CIP/after FY funding transfer/renewable funding not included | - |
| 2013 | Kohler 100 KwH generator at highway garage     | 2013 | 25.00 | 2038 | Future Value/CIP/after FY funding transfer/renewable funding not included | - |
| 2015 | Wacker-Nueson BPU5240                          | 2015 | 15.00 | 2030 | Future Value/CIP/after FY funding transfer/renewable funding not included | - |
| 2024 | Intl Plow/dump truck                           | 2023 | 10.00 | 2033 | Future Value/CIP/after FY funding transfer/renewable funding not included | - |
| 2013 | Intl Plow/dump body                            | 2013 | 10.00 | 2023 | Estimated/CIP/after FY funding transfer/renewable funding not included    | - |
| 2016 | Intl Navi Star plow truck, dump body/plow/gear | 2016 | 10.00 | 2026 | Future Value/CIP/after FY funding transfer/renewable funding not included | - |
| 2018 | Intl Navistar 7400 plow/gear/dump              | 2018 | 10.00 | 2028 | Future Value/CIP/after FY funding transfer/renewable funding not included | - |
| 2024 | Case 580SNWT T4 Loader/Backhoe                 | 2024 | 6.00  | 2030 | Future Value/CIP/after FY funding transfer/renewable funding not included | - |
| 2023 | Loader Backhoe - existing lease                | 2023 | 5.00  | 2028 | Estimated/CIP/after FY funding transfer/                                  | - |

| Replacement Cost for Planning | Years Until Replacement | For Current CIP Year, Not Considering Reserve Funds | Less Current Unencumbered Reserve Balance - allocated via weighted average | Calculated Replacement Funding Net of Unencumbered Reserve Funds | Adjustment Per Professional Judgement, See Note | Proposed Replacement Funding Net of Unencumbered Reserve Funds and Professional Judgement Adjustment | Notes                                                                                                                                                                                                                                                          |
|-------------------------------|-------------------------|-----------------------------------------------------|----------------------------------------------------------------------------|------------------------------------------------------------------|-------------------------------------------------|------------------------------------------------------------------------------------------------------|----------------------------------------------------------------------------------------------------------------------------------------------------------------------------------------------------------------------------------------------------------------|
| <b>149,069.75</b>             |                         |                                                     |                                                                            |                                                                  |                                                 |                                                                                                      |                                                                                                                                                                                                                                                                |
| 6,000.00                      | 1.00                    | 6,000.00                                            | 19,705.99                                                                  | (13,705.99)                                                      |                                                 | (13,705.99)                                                                                          |                                                                                                                                                                                                                                                                |
| -                             | -                       | -                                                   | -                                                                          | -                                                                |                                                 | -                                                                                                    | No longer needed, cloud hosted                                                                                                                                                                                                                                 |
| -                             | 3.00                    | -                                                   | -                                                                          | -                                                                |                                                 | -                                                                                                    | Using single voice recorder with Bar Harbor                                                                                                                                                                                                                    |
| 5,000.00                      | 3.00                    | 1,666.67                                            | 5,473.89                                                                   | (157.96)                                                         |                                                 | (157.96)                                                                                             | Hardware replacement (\$5k) after 5 years, whole apparatus not necessary                                                                                                                                                                                       |
| 48,721.00                     | 3.00                    | 16,240.33                                           | 53,338.64                                                                  | (1,539.21)                                                       |                                                 | (1,539.21)                                                                                           | 9/7/21 Selectboard Approval                                                                                                                                                                                                                                    |
| 65,000.00                     | 7.00                    | 9,285.71                                            | 30,497.37                                                                  | 4,928.95                                                         |                                                 | 4,928.95                                                                                             |                                                                                                                                                                                                                                                                |
| 65,000.00                     | 7.00                    | 9,285.71                                            | 30,497.37                                                                  | 4,928.95                                                         |                                                 | 4,928.95                                                                                             |                                                                                                                                                                                                                                                                |
| 27,000.00                     | 16.00                   | 1,687.50                                            | 5,542.31                                                                   | 1,341.11                                                         |                                                 | 1,341.11                                                                                             |                                                                                                                                                                                                                                                                |
| 11,000.00                     | 9.00                    | 1,222.22                                            | 4,014.18                                                                   | 776.20                                                           |                                                 | 776.20                                                                                               |                                                                                                                                                                                                                                                                |
|                               |                         |                                                     |                                                                            | -                                                                |                                                 | -                                                                                                    |                                                                                                                                                                                                                                                                |
|                               |                         |                                                     |                                                                            | -                                                                |                                                 | -                                                                                                    |                                                                                                                                                                                                                                                                |
|                               |                         |                                                     |                                                                            | -                                                                |                                                 | -                                                                                                    |                                                                                                                                                                                                                                                                |
|                               |                         |                                                     |                                                                            | -                                                                | 14,078.00                                       | 14,078.00                                                                                            | To agree to historical adequate funding, and to account for future upgrades                                                                                                                                                                                    |
|                               |                         |                                                     |                                                                            | -                                                                | 3,427.97                                        | 3,427.97                                                                                             | zero-out negative calculated funding                                                                                                                                                                                                                           |
| 227,721.00                    |                         | 45,388.15                                           | 149,069.75                                                                 | (3,427.97)                                                       | 17,505.97                                       | 14,078.00                                                                                            | (A)                                                                                                                                                                                                                                                            |
| <b>267,743.82</b>             |                         |                                                     |                                                                            |                                                                  |                                                 |                                                                                                      |                                                                                                                                                                                                                                                                |
| 97,543.41                     | 9.00                    | 10,838.16                                           | 3,973.87                                                                   | 10,396.62                                                        |                                                 | 10,396.62                                                                                            | Replacement Years > 7 so inflation rate adjusted down to 2.5%.                                                                                                                                                                                                 |
| 19,075.15                     | 2.00                    | 9,537.57                                            | 3,497.00                                                                   | 7,789.07                                                         |                                                 | 7,789.07                                                                                             | Replacement Years > 7 so inflation rate adjusted down to 2.5%. Adjusted Default Renewable Premium to 50%                                                                                                                                                       |
| 8,069.33                      | 1.00                    | 8,069.33                                            | 2,958.66                                                                   | 5,110.67                                                         |                                                 | 5,110.67                                                                                             | Replacement Years > 7 so inflation rate adjusted down to 2.5%.                                                                                                                                                                                                 |
| 120,506.37                    | 14.00                   | 8,607.60                                            | 3,156.02                                                                   | 8,382.17                                                         |                                                 | 8,382.17                                                                                             |                                                                                                                                                                                                                                                                |
| 8,003.87                      | 6.00                    | 1,333.98                                            | -                                                                          | 1,333.98                                                         |                                                 | 1,333.98                                                                                             |                                                                                                                                                                                                                                                                |
| 236,495.62                    | 9.00                    | 26,277.29                                           | 9,634.71                                                                   | 25,206.77                                                        |                                                 | 25,206.77                                                                                            | Replacement Years > 7 so inflation rate adjusted down to 2.5%.<br>Replacement Years > 7 so inflation rate adjusted down to 2.5%. Professional judgement reflects recent purchase of replacement that is on order but retains funding for the next replacement. |
| 207,909.00                    | -                       | 207,909.00                                          | 76,230.94                                                                  | 131,678.06                                                       | (207,909.00)                                    | (76,230.94)                                                                                          |                                                                                                                                                                                                                                                                |
| 189,566.44                    | 2.00                    | 94,783.22                                           | 34,752.77                                                                  | 77,406.83                                                        |                                                 | 77,406.83                                                                                            | Replacement Years > 7 so inflation rate adjusted down to 2.5%.                                                                                                                                                                                                 |
| 198,483.51                    | 4.00                    | 49,620.88                                           | 18,193.76                                                                  | 45,072.44                                                        |                                                 | 45,072.44                                                                                            | Replacement Years > 7 so inflation rate adjusted down to 2.5%.                                                                                                                                                                                                 |
| 121,414.10                    | 6.00                    | 20,235.68                                           | 7,419.52                                                                   | 18,999.10                                                        |                                                 | 18,999.10                                                                                            | Replacement Years > 7 so inflation rate adjusted down to 2.5%.<br>50% annual pmt from appropriations - transition to Full payment from CIP - adjustment is FY25 payment - appropriate due to non-appropriation clause                                          |
|                               |                         |                                                     |                                                                            |                                                                  | 26,462.22                                       | 26,462.22                                                                                            |                                                                                                                                                                                                                                                                |

| Reserve Acct #                              | Reserve Description            | Identifier, if applicable | Description of Asset/Cost                                  | First Fiscal Year in Service | Replacement Years | Replacement Fiscal Year | assumptions concatenated                                                  | Planned to Replace Through Bonding |
|---------------------------------------------|--------------------------------|---------------------------|------------------------------------------------------------|------------------------------|-------------------|-------------------------|---------------------------------------------------------------------------|------------------------------------|
|                                             |                                | 2024                      | Case 521F Front End Loader                                 | 2024                         | 8.00              | 2032                    | Future Value/CIP/after FY funding transfer/renewable funding not included | -                                  |
|                                             |                                | 2024                      | Front end loader - existing lease                          | 2024                         | 5.00              | 2029                    | Future Value/CIP/after FY funding transfer/                               | -                                  |
|                                             |                                | 2018                      | Global M3 Street sweeper                                   | 2019                         | 10.00             | 2029                    | Future Value/CIP/after FY funding transfer/renewable funding not included | -                                  |
|                                             |                                | 2014                      | Ram 2500 4x4 (Supt)                                        | 2015                         | 10.00             | 2025                    | Estimated/CIP/after FY funding transfer/renewable funding not included    | -                                  |
|                                             |                                | 2016                      | Ram 2500 4x4 Pickup                                        | 2016                         | 10.00             | 2026                    | Future Value/CIP/after FY funding transfer/renewable funding not included | -                                  |
|                                             |                                | 2024                      | Ram 2500 4x4 crew cab B&G                                  | 2024                         | 10.00             | 2034                    | Future Value/CIP/after FY funding transfer/renewable funding included     | -                                  |
|                                             |                                | 2019                      | Ford Explorer PD version SUV                               | 2014                         | 12.00             | 2026                    | Future Value/CIP/after FY funding transfer/renewable funding not included | -                                  |
|                                             |                                | 2020                      | Ram 2500 4x4 with service body (Mechanics)                 | 2020                         | 10.00             | 2030                    | Future Value/CIP/after FY funding transfer/renewable funding included     | -                                  |
|                                             |                                | 2022                      | Multihog sidewalk tractor & attachments                    | 2023                         | 7.00              | 2030                    | Future Value/CIP/after FY funding transfer/renewable funding not included | -                                  |
|                                             |                                | 2022                      | Multihog sidewalk tractor & attachments - existing lease   | 2023                         | 7.00              | 2030                    | Estimated/CIP/after FY funding transfer/                                  | -                                  |
|                                             |                                | 2022                      | Ram 5500 plow truck                                        | 2023                         | 7.00              | 2030                    | Future Value/CIP/after FY funding transfer/renewable funding not included | -                                  |
| 4050100-24500                               | Public Works Equipment Reserve |                           |                                                            |                              |                   |                         |                                                                           |                                    |
| <hr/>                                       |                                |                           |                                                            |                              |                   |                         |                                                                           |                                    |
| <b>Highway Division - Rolling Stock</b>     |                                |                           |                                                            |                              |                   |                         |                                                                           | -                                  |
| <hr/>                                       |                                |                           |                                                            |                              |                   |                         |                                                                           |                                    |
| <b>Wastewater Division - Rolling Stock</b>  |                                |                           |                                                            |                              |                   |                         |                                                                           | -                                  |
|                                             |                                | 2024                      | 2024 Ram 2500 Tradesman, 4x4, single cab with service body | 2024                         | 10.00             | 2034                    | Future Value/CIP/on 7/1 of replacement FY/renewable funding included      | -                                  |
|                                             |                                | 2018                      | GMC 2500 Sierra 4x4 double cab & plow                      | 2018                         | 10.00             | 2028                    | Future Value/CIP/on 7/1 of replacement FY/renewable funding not included  | -                                  |
| 4050500-24583                               | Wastewater Work Truck reserve  | 2022                      | GMC 3500HD Sierra 4x4 single cab                           | 2023                         | 10.00             | 2033                    | Future Value/CIP/on 7/1 of replacement FY/renewable funding included      | -                                  |
| <hr/>                                       |                                |                           |                                                            |                              |                   |                         |                                                                           |                                    |
| <b>Wastewater Division - Rolling Stock</b>  |                                |                           |                                                            |                              |                   |                         |                                                                           | -                                  |
| <hr/>                                       |                                |                           |                                                            |                              |                   |                         |                                                                           |                                    |
| <b>Solid Waste Division - Rolling Stock</b> |                                |                           |                                                            |                              |                   |                         |                                                                           | -                                  |
|                                             |                                | 2003                      | Intl Packer Truck Cardboard recycle truck                  | 2003                         | 21.00             | 2024                    | Estimated/CIP/on 7/1 of replacement FY/renewable funding not included     | -                                  |
|                                             |                                | 2014                      | Intl Packer Truck (becomes cardboard truck 2024)           | 2014                         | 20.00             | 2034                    | Future Value/CIP/on 7/1 of replacement FY/renewable funding not included  | -                                  |
|                                             |                                | 2018                      | Intl Navistar Packer truck                                 | 2018                         | 10.00             | 2028                    | Estimated/CIP/on 7/1 of replacement FY/renewable funding not included     | -                                  |
| 4051500-24581                               | Refuse Truck Reserve           |                           |                                                            |                              |                   |                         |                                                                           |                                    |
| <hr/>                                       |                                |                           |                                                            |                              |                   |                         |                                                                           |                                    |
| <b>Solid Waste Division - Rolling Stock</b> |                                |                           |                                                            |                              |                   |                         |                                                                           | -                                  |



| Reserve Acct #                        | Reserve Description          | Identifier, if applicable | Description of Asset/Cost                  | First Fiscal Year in Service | Replacement Years | Replacement Fiscal Year | assumptions concatenated                                                             | Planned to Replace Through Bonding |
|---------------------------------------|------------------------------|---------------------------|--------------------------------------------|------------------------------|-------------------|-------------------------|--------------------------------------------------------------------------------------|------------------------------------|
| <b>Roads</b>                          |                              |                           |                                            |                              |                   |                         |                                                                                      |                                    |
|                                       |                              |                           | Roads                                      |                              | TBD               |                         | Estimated/CIP/after FY funding<br>TBD transfer/renewable funding not included        | -                                  |
| 4050100-24573                         | Public Works Road Reserve    |                           |                                            |                              |                   |                         |                                                                                      |                                    |
| <b>Roads</b>                          |                              |                           |                                            |                              |                   |                         |                                                                                      |                                    |
| <b>Wastewater Equipment</b>           |                              |                           |                                            |                              |                   |                         |                                                                                      |                                    |
|                                       | Need to get original values  | 2001                      | Multi-Quip Whisperwatt generator           | 2001                         | 15.00             |                         | Estimated/CIP/after FY funding<br>2016 transfer/renewable funding not included       | -                                  |
|                                       | Need to get original values  | 2018                      | Multiquip Whisperwatt DCA 45 SSIU4F, 45 kW | 2019                         | 15.00             |                         | Estimated/CIP/after FY funding<br>2034 transfer/renewable funding not included       | -                                  |
| 4050500-24501                         | Wastewater Cap Imp Reserve   | 2022                      | WW Reserves                                | 2023                         | 3.00              |                         | Estimated/CIP/after FY funding<br>2026 transfer/renewable funding not included       | -                                  |
| <b>Wastewater Equipment</b>           |                              |                           |                                            |                              |                   |                         |                                                                                      |                                    |
| <b>Buildings &amp; Grounds</b>        |                              |                           |                                            |                              |                   |                         |                                                                                      |                                    |
|                                       |                              | 1975                      | Bus Garage                                 | 1975                         | 50                |                         | Estimated/Bonding/on 7/1 of replacement<br>2025 FY/renewable funding not included    | 825,000.00                         |
| 4050100-24570                         | Town Office Building Reserve | 1985                      | Town office building reserve               | 1985                         | TBD               |                         | Estimated/CIP/after FY funding<br>TBD transfer/renewable funding not included        | -                                  |
| 4050100-24584                         | Bait House Reserve           | 1988                      | Bait House Reserve                         | 1988                         | TBD               |                         | Estimated/CIP/after FY funding<br>TBD transfer/renewable funding included            | -                                  |
|                                       |                              | 2011                      | SH pier comfort station                    | NA                           | TBD               |                         | Estimated/Bonding/on 7/1 of replacement<br>TBD FY/renewable funding not included     | 50,000.00                          |
|                                       |                              | 2013                      | Future town office replacement             | NA                           | TBD               |                         | Estimated/Bonding/on 7/1 of replacement<br>TBD FY/renewable funding not included     | 5,000,000.00                       |
|                                       |                              | 2013                      | New Highway Garage                         | 2013                         | 25.00             |                         | Future Value/Bonding/on 7/1 of replacement<br>2038 FY/renewable funding not included | 10,159,064.82                      |
|                                       |                              | 2016                      | SH beach comfort st                        | 2016                         | 25.00             |                         | Estimated/Bonding/on 7/1 of replacement<br>2041 FY/renewable funding not included    | 250,000.00                         |
|                                       |                              | NA                        | B&G storage bldg                           | NA                           | TBD               |                         | Estimated/Bonding/on 7/1 of replacement<br>TBD FY/renewable funding not included     | 35,000.00                          |
|                                       |                              | 2019                      | Sand/Salt building                         |                              | TBD               |                         | Estimated/Bonding/on 7/1 of replacement<br>TBD FY/renewable funding not included     | 750,000.00                         |
| 4055200-24571                         | PW Grounds Reserve           | 2014                      | Buildings & Grounds Reserve                | 2014                         | TBD               |                         | Estimated/CIP/after FY funding<br>TBD transfer/renewable funding not included        | -                                  |
| <b>Buildings &amp; Grounds</b>        |                              |                           |                                            |                              |                   |                         |                                                                                      |                                    |
|                                       |                              |                           |                                            |                              |                   |                         |                                                                                      | 17,069,064.82                      |
| <b>Sewer Plants and Pump Stations</b> |                              |                           |                                            |                              |                   |                         |                                                                                      |                                    |
|                                       |                              | 1973                      | Gary Moore PS (Pump Station)               | 1973                         | 49.00             |                         | Estimated/Bonding/on 7/1 of replacement<br>2022 FY/renewable funding not included    | 750,000.00                         |
|                                       |                              | 1973                      | Gilpatrick Cove PS                         | 1973                         | 49.00             |                         | Estimated/Bonding/on 7/1 of replacement<br>2022 FY/renewable funding not included    | 500,000.00                         |

| Replacement Cost for Planning | Years Until Replacement | For Current CIP Year, Not Considering Reserve Funds | Less Current Unencumbered Reserve Balance - allocated via weighted average | Calculated Replacement Funding Net of Unencumbered Reserve Funds | Adjustment Per Professional Judgement, See Note | Proposed Replacement Funding Net of Unencumbered Reserve Funds and Professional Judgement Adjustment | Notes                                                                                                                                                                                                    |
|-------------------------------|-------------------------|-----------------------------------------------------|----------------------------------------------------------------------------|------------------------------------------------------------------|-------------------------------------------------|------------------------------------------------------------------------------------------------------|----------------------------------------------------------------------------------------------------------------------------------------------------------------------------------------------------------|
| 335,000.00                    |                         | 335,000.00                                          | 293,520.85                                                                 | 41,479.15                                                        | -                                               | 41,479.15                                                                                            | Rd work costs have increased greatly; paving, storm water pipe and basins; embankments; handrails, sidewalks per ADA & DOT; signage                                                                      |
|                               |                         |                                                     |                                                                            | -                                                                |                                                 | -                                                                                                    | Originally planned to increase to \$350K in FY25 but set at a compromise amount of \$335.                                                                                                                |
| 335,000.00                    |                         | 335,000.00                                          | 293,520.85                                                                 | 41,479.15                                                        | -                                               | 41,479.15 (D)                                                                                        |                                                                                                                                                                                                          |
| <b>76,655.56</b>              |                         |                                                     |                                                                            |                                                                  |                                                 |                                                                                                      |                                                                                                                                                                                                          |
| 45,000.00                     | -                       | 45,000.00                                           | 23,871.97                                                                  | 21,128.03                                                        |                                                 | 21,128.03                                                                                            | Both emergency standby generators (57k) plus misc. funds (100,000) for: pump failures, blocked pipes, process equipment failures in aeration basins or clarifiers; blowers, pump stations                |
| 120,000.00                    | 10.00                   | 12,000.00                                           | 6,365.86                                                                   | 11,363.41                                                        |                                                 | 11,363.41                                                                                            | Increased from \$125K to \$175K to account for moving the sewer inspection services from appropriations to fully funded by the CIP. Funding changed from \$29,817 to \$60,198, a difference of \$30,381. |
| 175,000.00                    | 2.00                    | 87,500.00                                           | 46,417.73                                                                  | 64,291.14                                                        | (31,500.00)                                     | 32,791.14                                                                                            | adjustment to recognize 9.18 and 11.6.23 encumberments for Vortex Services                                                                                                                               |
|                               |                         |                                                     |                                                                            | -                                                                |                                                 | -                                                                                                    |                                                                                                                                                                                                          |
|                               |                         |                                                     |                                                                            | -                                                                |                                                 | -                                                                                                    |                                                                                                                                                                                                          |
| 340,000.00                    |                         | 144,500.00                                          | 76,655.56                                                                  | 96,782.58                                                        | (31,500.00)                                     | 65,282.58 (D)                                                                                        |                                                                                                                                                                                                          |
| -                             | TBD                     | TBD                                                 |                                                                            |                                                                  |                                                 | -                                                                                                    | Bond for replacement (500k) or for roof replacement                                                                                                                                                      |
| 250,000.00                    | TBD                     | TBD                                                 | 105,309.03                                                                 |                                                                  |                                                 | 25,000.00                                                                                            | Last yrs 20k x 1.25 = 25k; costs way up; Windows, carpeting, AC/heat units, painting, renovations as needed                                                                                              |
| 275,000.00                    | TBD                     | TBD                                                 | 9,122.50                                                                   |                                                                  |                                                 | 3,750.00                                                                                             | Last yrs 3k x 1.5 = 4500; doors, windows, electrical upgrade                                                                                                                                             |
| -                             | TBD                     | TBD                                                 |                                                                            |                                                                  |                                                 | -                                                                                                    | Bond for replacement                                                                                                                                                                                     |
| -                             | TBD                     | TBD                                                 |                                                                            |                                                                  |                                                 | -                                                                                                    | Based on NEH FD 2022 project; bond when needed                                                                                                                                                           |
| -                             | 13.00                   | -                                                   |                                                                            |                                                                  |                                                 | -                                                                                                    | Bond when needed                                                                                                                                                                                         |
| -                             | 16.00                   | -                                                   |                                                                            |                                                                  |                                                 | -                                                                                                    | Renovated 2016; bond for renovations or replaced                                                                                                                                                         |
| -                             | TBD                     | TBD                                                 |                                                                            |                                                                  |                                                 | -                                                                                                    | Renovate as needed; warrant article if replaced                                                                                                                                                          |
| -                             | TBD                     | TBD                                                 |                                                                            |                                                                  |                                                 | -                                                                                                    | Bond for new one; Foundation work '20-now good shape; roof '21; regs might eventually require cover over mixed salt/sand                                                                                 |
| 100,000.00                    | TBD                     | TBD                                                 | 32,689.05                                                                  |                                                                  |                                                 | 22,500.00                                                                                            | 1.50x15k=22500; Historical funding amount; comfort stations; op's bldg; SHVIS bldg; lawns; walkways; railings; other costs in accordance with reserve establishment intent                               |
|                               |                         |                                                     |                                                                            |                                                                  |                                                 | -                                                                                                    |                                                                                                                                                                                                          |
| 625,000.00                    |                         | -                                                   | 147,120.58                                                                 |                                                                  |                                                 | 51,250.00 (D)                                                                                        |                                                                                                                                                                                                          |
| -                             | -                       | -                                                   |                                                                            |                                                                  |                                                 | -                                                                                                    | Bonding when upgraded or replaced; pumps & electric panel replacement TBD                                                                                                                                |
| -                             | -                       | -                                                   |                                                                            |                                                                  |                                                 | -                                                                                                    | Bonding when upgraded or replaced; pumps replacement TBD                                                                                                                                                 |

| Reserve Acct #                                      | Reserve Description | Identifier, if applicable | Description of Asset/Cost                    | First Fiscal Year in Service | Replacement Years | Replacement Fiscal Year | assumptions concatenated                                                     | Planned to Replace Through Bonding |
|-----------------------------------------------------|---------------------|---------------------------|----------------------------------------------|------------------------------|-------------------|-------------------------|------------------------------------------------------------------------------|------------------------------------|
|                                                     |                     | 1973                      | Seal Harbor Beach PS                         | 1973                         | 49.00             | 2022                    | Estimated/Bonding/on 7/1 of replacement FY/renewable funding not included    | 750,000.00                         |
|                                                     |                     | 1993                      | Sargeant Drive PS                            | 1993                         | 29.00             | 2022                    | Estimated/Bonding/on 7/1 of replacement FY/renewable funding not included    | 30,000.00                          |
|                                                     |                     | 2004                      | SH Rowland Road PS                           | 2004                         | 20.00             | 2024                    | Future Value/Bonding/on 7/1 of replacement FY/renewable funding not included | 168,800.15                         |
|                                                     |                     | 2004                      | Babson Creek PS                              | 2004                         | 20.00             | 2024                    | Future Value/Bonding/on 7/1 of replacement FY/renewable funding not included | 915,520.37                         |
|                                                     |                     | 2004                      | Somesville Library PS                        | 2004                         | 20.00             | 2024                    | Future Value/Bonding/on 7/1 of replacement FY/renewable funding not included | 917,314.00                         |
|                                                     |                     | 2005                      | Otter Creek PS                               | 2005                         | 20.00             | 2025                    | Future Value/Bonding/on 7/1 of replacement FY/renewable funding not included | 5,217,168.66                       |
|                                                     |                     | 2005                      | Seal Harbor WWTP                             | 2005                         | 40.00             | 2045                    | Future Value/Bonding/on 7/1 of replacement FY/renewable funding not included | 21,701,469.20                      |
|                                                     |                     | 2006                      | NEH O&M Bldg                                 | 2006                         | 40.00             | 2046                    | Future Value/Bonding/on 7/1 of replacement FY/renewable funding not included | 2,164,004.74                       |
|                                                     |                     | 2007                      | Sea Street PS                                | 2007                         | 20.00             | 2027                    | Future Value/Bonding/on 7/1 of replacement FY/renewable funding not included | 905,517.44                         |
|                                                     |                     | 2009                      | Fence PS                                     | 2009                         | 20.00             | 2029                    | Future Value/Bonding/on 7/1 of replacement FY/renewable funding not included | 917,006.22                         |
|                                                     |                     | 2009                      | Somesville Wastewater Treatment Plant (WWTP) | 2009                         | 40.00             | 2049                    | Future Value/Bonding/on 7/1 of replacement FY/renewable funding not included | 29,128,727.70                      |
|                                                     |                     | 2010                      | Steamboat Wharf Road Pump Station            | 2010                         | 20.00             | 2030                    | Future Value/Bonding/on 7/1 of replacement FY/renewable funding not included | 1,535,158.25                       |
|                                                     |                     | 2010                      | Seal Harbor Pier                             | 2011                         | 20.00             | 2031                    | Future Value/Bonding/on 7/1 of replacement FY/renewable funding not included | 13,266.49                          |
|                                                     |                     | 2014                      | Upgrade-NortheastHarbor WWTP                 | 2014                         | 40.00             | 2054                    | Future Value/Bonding/on 7/1 of replacement FY/renewable funding not included | 34,300,708.34                      |
|                                                     |                     | 2017                      | Bracey Cove PS                               | 2017                         | 20.00             | 2037                    | Future Value/Bonding/on 7/1 of replacement FY/renewable funding not included | 1,704,080.45                       |
| <b>Sewer Plants and Pump Stations</b>               |                     |                           |                                              |                              |                   |                         |                                                                              | <b>101,618,742.02</b>              |
| <b>Parks &amp; Cemeteries</b>                       |                     |                           |                                              |                              |                   |                         |                                                                              |                                    |
|                                                     |                     | 1954                      | Tennis Courts                                | 1954                         | TBD               | TBD                     | Estimated/Bonding/on 7/1 of replacement FY/renewable funding not included    | TBD                                |
|                                                     |                     | 1985                      | Swimming Pool                                | 1985                         | TBD               | TBD                     | Estimated/Bonding/on 7/1 of replacement FY/renewable funding not included    | TBD                                |
|                                                     |                     | 2001                      | Seal Harbor Playground                       | 2001                         | TBD               | TBD                     | Estimated/Bonding/on 7/1 of replacement FY/renewable funding not included    | TBD                                |
|                                                     |                     | 2001                      | Otter Creek Playground                       | 2001                         | TBD               | TBD                     | Estimated/Bonding/on 7/1 of replacement FY/renewable funding not included    | TBD                                |
|                                                     |                     | 2014                      | Parks & Cemeteries Reserve                   | 2014                         | TBD               | TBD                     | Estimated/CIP/on 7/1 of replacement FY/renewable funding not included        | -                                  |
| <b>Parks &amp; Cemeteries</b>                       |                     |                           |                                              |                              |                   |                         |                                                                              | <b>-</b>                           |
| <b>Total Public Works Department</b>                |                     |                           |                                              |                              |                   |                         |                                                                              | <b>118,687,806.85</b>              |
| <b>Total Municipal Capital Improvement Schedule</b> |                     | <b>Sum of (A)</b>         |                                              |                              |                   |                         |                                                                              | <b>120,888,022.09</b>              |



| Replacement Cost for Planning | Years Until Replacement | For Current CIP Year, Not Considering Reserve Funds | Less Current Unencumbered Reserve Balance - allocated via weighted average | Calculated Replacement Funding Net of Unencumbered Reserve Funds | Adjustment Per Professional Judgement, See Note | Proposed Replacement Funding Net of Unencumbered Reserve Funds and Professional Judgement Adjustment | Notes                                                                                       |
|-------------------------------|-------------------------|-----------------------------------------------------|----------------------------------------------------------------------------|------------------------------------------------------------------|-------------------------------------------------|------------------------------------------------------------------------------------------------------|---------------------------------------------------------------------------------------------|
| -                             | -                       | -                                                   | -                                                                          | -                                                                | -                                               | -                                                                                                    | Bonding when upgraded or replaced; pumps replacement TBD                                    |
| -                             | -                       | -                                                   | -                                                                          | -                                                                | -                                               | -                                                                                                    | Bonding when upgraded or replaced; pumps replacement TBD                                    |
| -                             | -                       | -                                                   | -                                                                          | -                                                                | -                                               | -                                                                                                    | Bonding when upgraded or replaced; pumps replacement TBD                                    |
| -                             | -                       | -                                                   | -                                                                          | -                                                                | -                                               | -                                                                                                    | Bonding when upgraded or replaced; pumps & electric panel replacement TBD                   |
| -                             | -                       | -                                                   | -                                                                          | -                                                                | -                                               | -                                                                                                    | Bonding when upgraded or replaced; pumps & electric panel replacement TBD                   |
| -                             | -                       | -                                                   | -                                                                          | -                                                                | -                                               | -                                                                                                    | Bonding when upgraded or replaced                                                           |
| -                             | 20.00                   | -                                                   | -                                                                          | -                                                                | -                                               | -                                                                                                    | Bonding when upgraded or replaced                                                           |
| -                             | 21.00                   | -                                                   | -                                                                          | -                                                                | -                                               | -                                                                                                    | Bonding when upgraded or replaced                                                           |
| -                             | 2.00                    | -                                                   | -                                                                          | -                                                                | -                                               | -                                                                                                    | Bonding when upgraded or replaced; pumps, electric panel, wet well, sewer pipe & force main |
| -                             | 4.00                    | -                                                   | -                                                                          | -                                                                | -                                               | -                                                                                                    | Bonding when upgraded or replaced; pumps & electric panel replacement TBD                   |
| -                             | 24.00                   | -                                                   | -                                                                          | -                                                                | -                                               | -                                                                                                    | Bonding when upgraded or replaced                                                           |
| -                             | 5.00                    | -                                                   | -                                                                          | -                                                                | -                                               | -                                                                                                    | Bonding when upgraded or replaced                                                           |
| -                             | 6.00                    | -                                                   | -                                                                          | -                                                                | -                                               | -                                                                                                    | Bonding when upgraded or replaced                                                           |
| -                             | 29.00                   | -                                                   | -                                                                          | -                                                                | -                                               | -                                                                                                    | Bonding when upgraded or replaced                                                           |
| -                             | 12.00                   | -                                                   | -                                                                          | -                                                                | -                                               | -                                                                                                    | Bonding when upgraded or replaced                                                           |
| -                             | -                       | -                                                   | -                                                                          | -                                                                | -                                               | -                                                                                                    |                                                                                             |
| -                             | -                       | -                                                   | -                                                                          | -                                                                | -                                               | -                                                                                                    | (D)                                                                                         |
| -                             | TBD                     | TBD                                                 | TBD                                                                        | TBD                                                              | -                                               | -                                                                                                    | Bonding when replaced; appropriations for O&M                                               |
| -                             | TBD                     | TBD                                                 | TBD                                                                        | TBD                                                              | -                                               | -                                                                                                    | Bonding when replaced; appropriations for O&M                                               |
| -                             | TBD                     | TBD                                                 | TBD                                                                        | TBD                                                              | -                                               | -                                                                                                    | Bonding when replaced; appropriations for O&M                                               |
| -                             | TBD                     | TBD                                                 | TBD                                                                        | TBD                                                              | -                                               | -                                                                                                    | Bonding when replaced; appropriations for O&M                                               |
| 60,000.00                     |                         | 60,000.00                                           | 56,477.95                                                                  | 3,522.05                                                         | -                                               | 3,522.05                                                                                             |                                                                                             |
| 60,000.00                     |                         | 60,000.00                                           | 56,477.95                                                                  | 3,522.05                                                         | -                                               | 3,522.05                                                                                             | (D)                                                                                         |
| 4,718,536.63                  |                         | 1,608,113.16                                        | 1,200,329.98                                                               | 833,213.43                                                       | (238,689.88)                                    | 645,773.55                                                                                           | (A)                                                                                         |
| <b>13,727,337.45</b>          |                         | <b>4,713,202.51</b>                                 | <b>3,044,630.22</b>                                                        | <b>2,833,885.55</b>                                              | <b>(1,179,208.96)</b>                           | <b>1,705,926.59</b>                                                                                  | <b>Sum of (A)</b>                                                                           |



| ACCOUNTS FOR: |                   | 2023      |           | 2024        |           | 2024      |  | 2024 |  | 2025     |        | PCT |        |
|---------------|-------------------|-----------|-----------|-------------|-----------|-----------|--|------|--|----------|--------|-----|--------|
|               |                   | ACTUAL    | ORIG BUD  | REVISED BUD | ACTUAL    | DEPT REQ  |  |      |  | DEPT REQ | CHANGE |     |        |
| Marina        |                   |           |           |             |           |           |  |      |  |          |        |     |        |
| 6010100       | 52200             | \$ 60,071 | \$ 60,719 | \$ 60,719   | \$ 38,793 | \$ 64,805 |  |      |  |          |        |     | 6.70%  |
|               |                   |           |           |             |           |           |  |      |  |          |        |     |        |
|               |                   |           |           |             |           |           |  |      |  |          |        |     |        |
| 52300         | FICA              |           |           |             |           |           |  |      |  |          |        |     |        |
| 6010100       | 52300             | \$ 17,056 | \$ 17,154 | \$ 17,154   | \$ 11,928 | \$ 18,531 |  |      |  |          |        |     | 8.00%  |
|               |                   |           |           |             |           |           |  |      |  |          |        |     |        |
|               |                   |           |           |             |           |           |  |      |  |          |        |     |        |
| 52310         | MEDICARE          |           |           |             |           |           |  |      |  |          |        |     |        |
| 6010100       | 52310             | \$ 3,989  | \$ 4,012  | \$ 4,012    | \$ 2,790  | \$ 4,334  |  |      |  |          |        |     | 8.00%  |
|               |                   |           |           |             |           |           |  |      |  |          |        |     |        |
|               |                   |           |           |             |           |           |  |      |  |          |        |     |        |
| 53000         | OFFICE SUPPLIES   |           |           |             |           |           |  |      |  |          |        |     |        |
| 6010100       | 53000             | \$ 2,573  | \$ 3,000  | \$ 3,000    | \$ 912    | \$ 3,000  |  |      |  |          |        |     | 0.00%  |
|               |                   |           |           |             |           |           |  |      |  |          |        |     |        |
|               |                   |           |           |             |           |           |  |      |  |          |        |     |        |
| 53140         | POSTAGE           |           |           |             |           |           |  |      |  |          |        |     |        |
| 6010100       | 53140             | \$ 447    | \$ 600    | \$ 600      | \$ -      | \$ 600    |  |      |  |          |        |     | 0.00%  |
|               |                   |           |           |             |           |           |  |      |  |          |        |     |        |
|               |                   |           |           |             |           |           |  |      |  |          |        |     |        |
| 53220         | CLEANING SUPPLIES |           |           |             |           |           |  |      |  |          |        |     |        |
| 6010100       | 53220             | \$ 2,458  | \$ 3,000  | \$ 3,000    | \$ 13     | \$ 3,000  |  |      |  |          |        |     | 0.00%  |
|               |                   |           |           |             |           |           |  |      |  |          |        |     |        |
|               |                   |           |           |             |           |           |  |      |  |          |        |     |        |
| 6010100       | 53230             | \$ 2,684  | \$ 4,000  | \$ 4,000    | \$ 1,649  | \$ 4,000  |  |      |  |          |        |     | 0.00%  |
|               |                   |           |           |             |           |           |  |      |  |          |        |     |        |
|               |                   |           |           |             |           |           |  |      |  |          |        |     |        |
| 53400         | HEATING FUEL      |           |           |             |           |           |  |      |  |          |        |     |        |
| 6010100       | 53400             | \$ 4,337  | \$ 3,500  | \$ 3,500    | \$ 1,538  | \$ 4,250  |  |      |  |          |        |     | 21.40% |
|               |                   |           |           |             |           |           |  |      |  |          |        |     |        |
|               |                   |           |           |             |           |           |  |      |  |          |        |     |        |
| 53620         | SOFTWARE PURCHASE |           |           |             |           |           |  |      |  |          |        |     |        |
| 6010100       | 53620             | \$ -      | \$ 500    | \$ 500      | \$ -      | \$ 500    |  |      |  |          |        |     | 0.00%  |
|               |                   |           |           |             |           |           |  |      |  |          |        |     |        |
|               |                   |           |           |             |           |           |  |      |  |          |        |     |        |
| 53710         | VEHICLE FUEL      |           |           |             |           |           |  |      |  |          |        |     |        |
| 6010100       | 53710             | \$ 2,762  | \$ 3,000  | \$ 3,000    | \$ 1,228  | \$ 3,000  |  |      |  |          |        |     | 0.00%  |
|               |                   |           |           |             |           |           |  |      |  |          |        |     |        |
|               |                   |           |           |             |           |           |  |      |  |          |        |     |        |
| 53800         | UNIFORMS          |           |           |             |           |           |  |      |  |          |        |     |        |
| 6010100       | 53800             | \$ 1,561  | \$ 3,000  | \$ 3,000    | \$ 180    | \$ 3,000  |  |      |  |          |        |     | 0.00%  |

| ACCOUNTS FOR:                 |                     |  | 2023      |           | 2024        |           | 2024      |           | 2024      |           | 2025      |        | PCT CHANGE |
|-------------------------------|---------------------|--|-----------|-----------|-------------|-----------|-----------|-----------|-----------|-----------|-----------|--------|------------|
|                               |                     |  | ACTUAL    | ORIG BUD  | REVISED BUD | ACTUAL    | DEPT REQ  | ACTUAL    | DEPT REQ  | ACTUAL    | DEPT REQ  |        |            |
| Marina                        |                     |  |           |           |             |           |           |           |           |           |           |        |            |
|                               |                     |  |           |           |             |           |           |           |           |           |           |        |            |
| 54100 TRAINING                |                     |  |           |           |             |           |           |           |           |           |           |        |            |
| 6010100 54100                 | TRAINING            |  | \$ 4,089  | \$ 5,000  | \$ 5,000    | \$ 3,383  | \$ 5,000  | \$ 5,000  | \$ 3,383  | \$ 5,000  | \$ 5,000  | 0.00%  |            |
|                               |                     |  |           |           |             |           |           |           |           |           |           |        |            |
| 54225 CREDIT CARD FEES        |                     |  |           |           |             |           |           |           |           |           |           |        |            |
| 6010100 54225                 | CREDIT CARD FEES    |  | \$ 12,030 | \$ 14,000 | \$ 14,000   | \$ 2,913  | \$ 14,000 | \$ 14,000 | \$ 2,913  | \$ 14,000 | \$ 14,000 | 0.00%  |            |
|                               |                     |  |           |           |             |           |           |           |           |           |           |        |            |
| 54250 IT/TECH FEE             |                     |  |           |           |             |           |           |           |           |           |           |        |            |
| 6010100 54250                 | IT/TECH FEE         |  | \$ 4,184  | \$ 5,000  | \$ 5,000    | \$ 590    | \$ 5,000  | \$ 5,000  | \$ 590    | \$ 6,000  | \$ 6,000  | 20.00% |            |
|                               |                     |  |           |           |             |           |           |           |           |           |           |        |            |
| 54500 LEGAL                   |                     |  |           |           |             |           |           |           |           |           |           |        |            |
| 6010100 54500                 | LEGAL               |  | \$ 10,705 | \$ 3,000  | \$ 3,000    | \$ 160    | \$ 3,000  | \$ 3,000  | \$ 160    | \$ 3,000  | \$ 3,000  | 0.00%  |            |
|                               |                     |  |           |           |             |           |           |           |           |           |           |        |            |
| 54530 OTHER CONTRACT SERVICES |                     |  |           |           |             |           |           |           |           |           |           |        |            |
| 6010100 54530                 | OTHER CONTRACT SVCS |  | \$ -      | \$ 200    | \$ 200      | \$ -      | \$ 200    | \$ 200    | \$ -      | \$ 200    | \$ 200    | 0.00%  |            |
|                               |                     |  |           |           |             |           |           |           |           |           |           |        |            |
| 55010 ELECTRICITY             |                     |  |           |           |             |           |           |           |           |           |           |        |            |
| 6010100 55010                 | ELECTRICITY         |  | \$ 63,953 | \$ 60,000 | \$ 60,000   | \$ 27,923 | \$ 60,000 | \$ 60,000 | \$ 27,923 | \$ 65,000 | \$ 65,000 | 8.30%  |            |
|                               |                     |  |           |           |             |           |           |           |           |           |           |        |            |
| 55100 VEHICLE REPAIR          |                     |  |           |           |             |           |           |           |           |           |           |        |            |
| 6010100 55100                 | VEHICLE REPAIRS     |  | \$ 731    | \$ 1,000  | \$ 1,000    | \$ 274    | \$ 1,000  | \$ 1,000  | \$ 274    | \$ 1,000  | \$ 1,000  | 0.00%  |            |
|                               |                     |  |           |           |             |           |           |           |           |           |           |        |            |
| 55110 WATER                   |                     |  |           |           |             |           |           |           |           |           |           |        |            |
| 6010100 55110                 | WATER               |  | \$ 6,950  | \$ 9,000  | \$ 9,000    | \$ 5,685  | \$ 9,000  | \$ 9,000  | \$ 5,685  | \$ 9,000  | \$ 9,000  | 0.00%  |            |
|                               |                     |  |           |           |             |           |           |           |           |           |           |        |            |
| 55120 TELEPHONE               |                     |  |           |           |             |           |           |           |           |           |           |        |            |
| 6010100 55120                 | TELEPHONE           |  | \$ -      | \$ 1,500  | \$ 1,500    | \$ -      | \$ 1,500  | \$ 1,500  | \$ -      | \$ 1,500  | \$ 1,500  | 0.00%  |            |
|                               |                     |  |           |           |             |           |           |           |           |           |           |        |            |
| 55130 CELL PHONES             |                     |  |           |           |             |           |           |           |           |           |           |        |            |

| ACCOUNTS FOR: |         |                        |       | 2023                     |           | 2024        |           | 2024      |           | 2024      |           | 2025      |           | PCT    |  |
|---------------|---------|------------------------|-------|--------------------------|-----------|-------------|-----------|-----------|-----------|-----------|-----------|-----------|-----------|--------|--|
|               |         |                        |       | ACTUAL                   | ORIG BUD  | REVISED BUD | ACTUAL    | DEPT REQ  | ACTUAL    | DEPT REQ  | ACTUAL    | DEPT REQ  | CHANGE    | CHANGE |  |
| Marina        | 6010100 | 55130                  | 84289 | CELL PHONES-HARBORMASTER | \$ 1,245  | \$ -        | \$ 579    | \$ -      | \$ -      | \$ -      | \$ -      | \$ -      | \$ -      | 0.00%  |  |
|               | 55150   | CABLE/INTERNET         |       |                          |           |             |           |           |           |           |           |           |           |        |  |
|               | 6010100 | 55150                  |       | CABLE/INTERNET           | \$ 4,385  | \$ 4,000    | \$ 3,655  | \$ 6,300  | \$ 4,000  | \$ 3,655  | \$ 6,300  | \$ 6,300  | \$ 6,300  | 57.50% |  |
|               | 55200   | BLDG REPAIR & MAINT    |       |                          |           |             |           |           |           |           |           |           |           |        |  |
|               | 6010100 | 55200                  |       | BLDG REPAIR & MAINT      | \$ 3,311  | \$ 6,000    | \$ 6,684  | \$ 6,000  | \$ 6,000  | \$ 6,684  | \$ 6,000  | \$ 6,000  | \$ 6,000  | 0.00%  |  |
|               | 55222   | LANDSCAPING SVCS       |       |                          |           |             |           |           |           |           |           |           |           |        |  |
|               | 6010100 | 55222                  |       | LANDSCAPING SVCS         | \$ 5,503  | \$ 7,000    | \$ 5,865  | \$ 7,500  | \$ 7,000  | \$ 5,865  | \$ 7,500  | \$ 7,500  | \$ 7,500  | 7.10%  |  |
|               | 55225   | BOAT REPAIRS-KW        |       |                          |           |             |           |           |           |           |           |           |           |        |  |
|               | 6010100 | 55225                  |       | BOAT REPAIRS-KW          | \$ 1,712  | \$ 1,800    | \$ 1,484  | \$ 1,800  | \$ 1,800  | \$ 1,484  | \$ 1,800  | \$ 1,800  | \$ 1,800  | 0.00%  |  |
|               | 55226   | BOAT REPAIRS-LAUNCH    |       |                          |           |             |           |           |           |           |           |           |           |        |  |
|               | 6010100 | 55226                  |       | BOAT REPAIRS-LAUNCH      | \$ 14,443 | \$ 2,200    | \$ 1,356  | \$ 2,700  | \$ 2,200  | \$ 1,356  | \$ 2,700  | \$ 2,700  | \$ 2,700  | 22.70% |  |
|               | 55227   | BOAT REPAIRS-WKBOAT    |       |                          |           |             |           |           |           |           |           |           |           |        |  |
|               | 6010100 | 55227                  |       | BOAT REPAIRS-WKBOAT      | \$ 1,828  | \$ 1,500    | \$ 707    | \$ 1,500  | \$ 1,500  | \$ 707    | \$ 1,500  | \$ 1,500  | \$ 1,500  | 0.00%  |  |
|               | 55228   | BOAT REPAIRS-MOOR RNTL |       |                          |           |             |           |           |           |           |           |           |           |        |  |
|               | 6010100 | 55228                  |       | BOAT REPAIRS-MOOR RNTL   | \$ 643    | \$ 900      | \$ 488    | \$ 900    | \$ 900    | \$ 488    | \$ 900    | \$ 900    | \$ 900    | 0.00%  |  |
|               | 55330   | SOFTWARE LICENSE FEE   |       |                          |           |             |           |           |           |           |           |           |           |        |  |
|               | 6010100 | 55330                  |       | SOFTWARE RENEW/LIC FEES  | \$ 600    | \$ 600      | \$ -      | \$ 600    | \$ 600    | \$ -      | \$ 600    | \$ 600    | \$ 600    | 0.00%  |  |
|               | 55340   | LEASE-SUBMERGED LAND   |       |                          |           |             |           |           |           |           |           |           |           |        |  |
|               | 6010100 | 55340                  |       | LEASE-SUBMERGED LAND     | \$ 27,555 | \$ 30,000   | \$ 30,695 | \$ 32,000 | \$ 30,000 | \$ 30,695 | \$ 32,000 | \$ 32,000 | \$ 32,000 | 6.70%  |  |

| ACCOUNTS FOR: |                         | 2023   |        | 2024     |        | 2024        |        | 2024   |        | 2025     |        | PCT    |         |
|---------------|-------------------------|--------|--------|----------|--------|-------------|--------|--------|--------|----------|--------|--------|---------|
|               |                         | ACTUAL |        | ORIG BUD |        | REVISED BUD |        | ACTUAL |        | DEPT REQ |        | CHANGE |         |
| Marina        |                         |        |        |          |        |             |        |        |        |          |        |        |         |
| 55342         | LEASE-MOORINGS          |        |        |          |        |             |        |        |        |          |        |        |         |
| 6010100       | 55342                   |        |        |          |        |             |        |        |        |          |        |        |         |
|               |                         | \$     | 35,606 | \$       | 36,000 | \$          | 36,000 | \$     | 34,770 | \$       | 38,000 |        | 5.60%   |
|               |                         |        |        |          |        |             |        |        |        |          |        |        |         |
| 55400         | REPAIRS & MAINT-GENERAL |        |        |          |        |             |        |        |        |          |        |        |         |
| 6010100       | 55400                   |        |        |          |        |             |        |        |        |          |        |        |         |
|               |                         | \$     | 8,576  | \$       | 14,000 | \$          | 14,000 | \$     | 3,161  | \$       | 14,000 |        | 0.00%   |
|               |                         |        |        |          |        |             |        |        |        |          |        |        |         |
| 55450         | MOORING INSPECTION      |        |        |          |        |             |        |        |        |          |        |        |         |
| 6010100       | 55450                   |        |        |          |        |             |        |        |        |          |        |        |         |
|               |                         | \$     | -      | \$       | 200    | \$          | 200    | \$     | -      | \$       | 500    |        | 150.00% |
|               |                         |        |        |          |        |             |        |        |        |          |        |        |         |
| 56010         | LIABILITY INSURANCE     |        |        |          |        |             |        |        |        |          |        |        |         |
| 6010100       | 56010                   |        |        |          |        |             |        |        |        |          |        |        |         |
|               |                         | \$     | 14,034 | \$       | 13,000 | \$          | 13,000 | \$     | 14,978 | \$       | 14,000 |        | 7.70%   |
|               |                         |        |        |          |        |             |        |        |        |          |        |        |         |
| 56030         | VEHICLE INSURANCE       |        |        |          |        |             |        |        |        |          |        |        |         |
| 6010100       | 56030                   |        |        |          |        |             |        |        |        |          |        |        |         |
|               |                         | \$     | -      | \$       | 11,500 | \$          | 11,500 | \$     | -      | \$       | 11,500 |        | 0.00%   |
|               |                         |        |        |          |        |             |        |        |        |          |        |        |         |
| 56100         | TRAVEL                  |        |        |          |        |             |        |        |        |          |        |        |         |
| 6010100       | 56100                   |        |        |          |        |             |        |        |        |          |        |        |         |
|               |                         | \$     | 185    | \$       | 750    | \$          | 750    | \$     | 887    | \$       | 750    |        | 0.00%   |
|               |                         |        |        |          |        |             |        |        |        |          |        |        |         |
| 56205         | PUBLIC NOTICE           |        |        |          |        |             |        |        |        |          |        |        |         |
| 6010100       | 56205                   |        |        |          |        |             |        |        |        |          |        |        |         |
|               |                         | \$     | 129    | \$       | 750    | \$          | 750    | \$     | -      | \$       | 750    |        | 0.00%   |
|               |                         |        |        |          |        |             |        |        |        |          |        |        |         |
| 57100         | EQUIPMENT               |        |        |          |        |             |        |        |        |          |        |        |         |
| 6010100       | 57100                   |        |        |          |        |             |        |        |        |          |        |        |         |
|               |                         | \$     | 13,118 | \$       | 10,000 | \$          | 10,000 | \$     | 1,892  | \$       | 10,000 |        | 0.00%   |
|               |                         |        |        |          |        |             |        |        |        |          |        |        |         |
| 57121         | MRG/FLOAT SVCS          |        |        |          |        |             |        |        |        |          |        |        |         |
| 6010100       | 57121                   |        |        |          |        |             |        |        |        |          |        |        |         |
|               |                         | \$     | 8,654  | \$       | 10,000 | \$          | 10,000 | \$     | 8,894  | \$       | 10,000 |        | 0.00%   |
|               |                         |        |        |          |        |             |        |        |        |          |        |        |         |
| 57122         | EQUIP-PILINGS           |        |        |          |        |             |        |        |        |          |        |        |         |
| 6010100       | 57122                   |        |        |          |        |             |        |        |        |          |        |        |         |
|               |                         | \$     | -      | \$       | 250    | \$          | 250    | \$     | -      | \$       | 250    |        | 0.00%   |

| ACCOUNTS FOR: |                                | 2023      |                | 2024      |                | 2024        |                | 2024      |                | 2025      |                | PCT    |              |
|---------------|--------------------------------|-----------|----------------|-----------|----------------|-------------|----------------|-----------|----------------|-----------|----------------|--------|--------------|
|               |                                | ACTUAL    |                | ORIG BUD  |                | REVISED BUD |                | ACTUAL    |                | DEPT REQ  |                | CHANGE |              |
| Marina        |                                |           |                |           |                |             |                |           |                |           |                |        |              |
| 57123         | CHANNEL BUOY SVCS              |           |                |           |                |             |                |           |                |           |                |        |              |
| 6010100       | 57123                          | \$        | 213            | \$        | 250            | \$          | 250            | \$        | -              | \$        | 250            |        | 0.00%        |
|               |                                |           |                |           |                |             |                |           |                |           |                |        |              |
| 57400         | EQUIP-TECH HARDWARE            |           |                |           |                |             |                |           |                |           |                |        |              |
| 6010100       | 57400                          | \$        | 1,130          | \$        | 2,000          | \$          | 2,000          | \$        | -              | \$        | 2,000          |        | 0.00%        |
|               |                                |           |                |           |                |             |                |           |                |           |                |        |              |
| 57401         | EQUIP-RADIOS                   |           |                |           |                |             |                |           |                |           |                |        |              |
| 6010100       | 57401                          | \$        | 191            | \$        | 500            | \$          | 500            | \$        | -              | \$        | 500            |        | 0.00%        |
| <b>TOTAL</b>  | <b>Northeast Harbor Marina</b> | <b>\$</b> | <b>652,622</b> | <b>\$</b> | <b>664,321</b> | <b>\$</b>   | <b>664,321</b> | <b>\$</b> | <b>423,091</b> | <b>\$</b> | <b>714,614</b> |        | <b>7.60%</b> |
|               |                                |           |                |           |                |             |                |           |                |           |                |        |              |
| 102           | Seal Harbor Marina             |           |                |           |                |             |                |           |                |           |                |        |              |
| 55010         | ELECTRICITY                    |           |                |           |                |             |                |           |                |           |                |        |              |
| 6010200       | 55010                          | \$        | 390            | \$        | 800            | \$          | 800            | \$        | 213            | \$        | 800            |        | 0.00%        |
|               |                                |           |                |           |                |             |                |           |                |           |                |        |              |
| 55110         | WATER                          |           |                |           |                |             |                |           |                |           |                |        |              |
| 6010200       | 55110                          | \$        | 424            | \$        | 500            | \$          | 500            | \$        | -              | \$        | 500            |        | 0.00%        |
|               |                                |           |                |           |                |             |                |           |                |           |                |        |              |
| 55400         | REPAIRS & MAINT-GENERAL        |           |                |           |                |             |                |           |                |           |                |        |              |
| 6010200       | 55400                          | \$        | -              | \$        | 4,500          | \$          | 4,500          | \$        | 805            | \$        | 4,500          |        | 0.00%        |
|               |                                |           |                |           |                |             |                |           |                |           |                |        |              |
| 55450         | MOORING INSPECTION             |           |                |           |                |             |                |           |                |           |                |        |              |
| 6010200       | 55450                          | \$        | -              | \$        | 300            | \$          | 300            | \$        | 300            | \$        | 300            |        | 0.00%        |
|               |                                |           |                |           |                |             |                |           |                |           |                |        |              |
| 55460         | DOCK CONNECTIONS               |           |                |           |                |             |                |           |                |           |                |        |              |
| 6010200       | 55460                          | \$        | 4,525          | \$        | 6,500          | \$          | 6,500          | \$        | 3,700          | \$        | 7,000          |        | 7.70%        |
|               |                                |           |                |           |                |             |                |           |                |           |                |        |              |
| 57123         | CHANNEL BUOY SVCS              |           |                |           |                |             |                |           |                |           |                |        |              |
| 6010200       | 57123                          | \$        | 200            | \$        | 200            | \$          | 200            | \$        | 200            | \$        | 300            |        | 50.00%       |
|               |                                |           |                |           |                |             |                |           |                |           |                |        |              |

| ACCOUNTS FOR: |                               | 2023      |               | 2024      |               | 2024        |               | 2024      |               | 2025      |               | PCT       |                |
|---------------|-------------------------------|-----------|---------------|-----------|---------------|-------------|---------------|-----------|---------------|-----------|---------------|-----------|----------------|
|               |                               | ACTUAL    |               | ORIG BUD  |               | REVISED BUD |               | ACTUAL    |               | DEPT REQ  |               | CHANGE    |                |
|               |                               | \$        |               | \$        |               | \$          |               | \$        |               | \$        |               | %         |                |
| Marina        |                               |           |               |           |               |             |               |           |               |           |               |           |                |
| <b>TOTAL</b>  | <b>Seal Harbor Marina</b>     | <b>\$</b> | <b>5,539</b>  | <b>\$</b> | <b>12,800</b> | <b>\$</b>   | <b>12,800</b> | <b>\$</b> | <b>5,218</b>  | <b>\$</b> | <b>13,400</b> | <b>\$</b> | <b>4.70%</b>   |
|               | 103 Bartlett Marina           |           |               |           |               |             |               |           |               |           |               |           |                |
|               | 55010 ELECTRICITY             |           |               |           |               |             |               |           |               |           |               |           |                |
|               | 6010300 55010                 | \$        | 446           | \$        | 600           | \$          | 600           | \$        | 232           | \$        | 600           | \$        | 0.00%          |
|               |                               |           |               |           |               |             |               |           |               |           |               |           |                |
|               | 55400 REPAIRS & MAINT-GENERAL |           |               |           |               |             |               |           |               |           |               |           |                |
|               | 6010300 55400                 | \$        | 652           | \$        | 2,200         | \$          | 2,200         | \$        | 365           | \$        | 2,500         | \$        | 13.60%         |
|               |                               |           |               |           |               |             |               |           |               |           |               |           |                |
|               | 55450 MOORING INSPECTION      |           |               |           |               |             |               |           |               |           |               |           |                |
|               | 6010300 55450                 | \$        | -             | \$        | 300           | \$          | 300           | \$        | -             | \$        | 300           | \$        | 0.00%          |
|               |                               |           |               |           |               |             |               |           |               |           |               |           |                |
|               | 57121 MRG/FLOAT SVCS          |           |               |           |               |             |               |           |               |           |               |           |                |
|               | 6010300 57121                 | \$        | -             | \$        | 1,500         | \$          | 1,500         | \$        | -             | \$        | 1,500         | \$        | 0.00%          |
|               |                               |           |               |           |               |             |               |           |               |           |               |           |                |
|               | 57123 CHANNEL BUOY SVCS       |           |               |           |               |             |               |           |               |           |               |           |                |
|               | 6010300 57123                 | \$        | -             | \$        | 200           | \$          | 200           | \$        | -             | \$        | 200           | \$        | 0.00%          |
|               |                               |           |               |           |               |             |               |           |               |           |               |           |                |
| <b>TOTAL</b>  | <b>Bartlett Marina</b>        | <b>\$</b> | <b>1,098</b>  | <b>\$</b> | <b>4,800</b>  | <b>\$</b>   | <b>4,800</b>  | <b>\$</b> | <b>597</b>    | <b>\$</b> | <b>5,100</b>  | <b>\$</b> | <b>6.30%</b>   |
|               | 104 Somes Marina              |           |               |           |               |             |               |           |               |           |               |           |                |
|               | 57123 CHANNEL BUOY SVCS       |           |               |           |               |             |               |           |               |           |               |           |                |
|               | 6010400 57123                 | \$        | 180           | \$        | 750           | \$          | 750           | \$        | 263           | \$        | 750           | \$        | 0.00%          |
|               |                               |           |               |           |               |             |               |           |               |           |               |           |                |
| <b>TOTAL</b>  | <b>Somes Marina</b>           | <b>\$</b> | <b>180</b>    | <b>\$</b> | <b>750</b>    | <b>\$</b>   | <b>750</b>    | <b>\$</b> | <b>263</b>    | <b>\$</b> | <b>750</b>    | <b>\$</b> | <b>0.00%</b>   |
|               | 801 General Obligation        |           |               |           |               |             |               |           |               |           |               |           |                |
|               | 58522 Int-BHBT Marina 2011    |           |               |           |               |             |               |           |               |           |               |           |                |
|               | 6880100 58522                 | \$        | 36,025        | \$        | 32,032        | \$          | 32,032        | \$        | 32,010        | \$        | 28,105        | \$        | -12.30%        |
|               |                               |           |               |           |               |             |               |           |               |           |               |           |                |
| <b>TOTAL</b>  | <b>General Obligation</b>     | <b>\$</b> | <b>36,025</b> | <b>\$</b> | <b>32,032</b> | <b>\$</b>   | <b>32,032</b> | <b>\$</b> | <b>32,010</b> | <b>\$</b> | <b>28,105</b> | <b>\$</b> | <b>-12.30%</b> |



| ACCOUNTS FOR: |                        |                        | 2023             | 2024             | 2024             | 2024             | 2024             | 2024             | 2025          | PCT |
|---------------|------------------------|------------------------|------------------|------------------|------------------|------------------|------------------|------------------|---------------|-----|
| Marina        |                        |                        | ACTUAL           | ORIG BUD         | REVISED BUD      | ACTUAL           | DEPT REQ         | CHANGE           |               |     |
| 991           | Operating Transfers    |                        |                  |                  |                  |                  |                  |                  |               |     |
| 991           | CIP Transfers          |                        |                  |                  |                  |                  |                  |                  |               |     |
| 59921         | CIP-NEH TRUCK RESV     |                        |                  |                  |                  |                  |                  |                  |               |     |
| 6999191       | 59921                  | CIP-NEH TRUCK RESV     | \$ 3,655         | \$ 4,534         | \$ 4,534         | \$ 4,534         | \$ 9,222         | \$ 9,222         | 103.40%       |     |
|               |                        |                        |                  |                  |                  |                  |                  |                  |               |     |
| 59931         | CIP-NEH MRG FLT RESV   |                        |                  |                  |                  |                  |                  |                  |               |     |
| 6999191       | 59931                  | CIP-NEH MRG FLT RESV   | \$ -             | \$ 14,882        | \$ 14,882        | \$ 14,882        | \$ 9,840         | \$ 9,840         | -33.90%       |     |
|               |                        |                        |                  |                  |                  |                  |                  |                  |               |     |
| 59961         | CIP-NEH CAPITAL RESV   |                        |                  |                  |                  |                  |                  |                  |               |     |
| 6999191       | 59961                  | CIP-NEH CAP RESV       | \$ 18,055        | \$ 27,462        | \$ 27,462        | \$ 27,462        | \$ 36,684        | \$ 36,684        | 33.60%        |     |
|               |                        |                        |                  |                  |                  |                  |                  |                  |               |     |
| 59963         | CIP-BI CAPITAL RESV    |                        |                  |                  |                  |                  |                  |                  |               |     |
| 6999191       | 59963                  | CIP-BI CAP RESV        | \$ 7,000         | \$ 4,874         | \$ 4,874         | \$ 4,874         | \$ 4,163         | \$ 4,163         | -14.60%       |     |
|               |                        |                        |                  |                  |                  |                  |                  |                  |               |     |
| 59977         | CIP-NEH EQUIP RESV     |                        |                  |                  |                  |                  |                  |                  |               |     |
| 6999191       | 59977                  | CIP-NEH EQUIP RESV     | \$ 4,039         | \$ 1,987         | \$ 1,987         | \$ 1,987         | \$ 1,241         | \$ 1,241         | -37.50%       |     |
|               |                        |                        |                  |                  |                  |                  |                  |                  |               |     |
| 59980         | CIP-NEH BOAT RESV      |                        |                  |                  |                  |                  |                  |                  |               |     |
| 6999191       | 59980                  | CIP-NEH BOAT RESV      | \$ 8,749         | \$ 9,369         | \$ 9,369         | \$ 9,369         | \$ 16,455        | \$ 16,455        | 75.60%        |     |
|               |                        |                        |                  |                  |                  |                  |                  |                  |               |     |
| 59982         | CIP-SH-CAP RESV        |                        |                  |                  |                  |                  |                  |                  |               |     |
| 6999191       | 59982                  | CIP-SH CAP RESV        | \$ -             | \$ -             | \$ -             | \$ -             | \$ 2,956         | \$ 2,956         | 0.00%         |     |
|               |                        |                        |                  |                  |                  |                  |                  |                  |               |     |
| <b>TOTAL</b>  | <b>CIP Transfers</b>   |                        | <b>\$ 41,498</b> | <b>\$ 63,108</b> | <b>\$ 63,108</b> | <b>\$ 63,108</b> | <b>\$ 80,561</b> | <b>\$ 80,561</b> | <b>27.70%</b> |     |
| 992           | Allocated Expenses     |                        |                  |                  |                  |                  |                  |                  |               |     |
| 59510         | ADMIN TRFR TO GF       |                        |                  |                  |                  |                  |                  |                  |               |     |
| 6999192       | 59510                  | ADMIN TRFR TO GF       | \$ -             | \$ 18,892        | \$ 18,892        | \$ -             | \$ 20,199        | \$ 20,199        | 6.90%         |     |
|               |                        |                        |                  |                  |                  |                  |                  |                  |               |     |
| 59520         | SEWER CHGES TRFR TO GF |                        |                  |                  |                  |                  |                  |                  |               |     |
| 6999192       | 59520                  | SEWER CHGES TRFR TO GF | \$ -             | \$ 4,500         | \$ 4,500         | \$ -             | \$ 4,500         | \$ 4,500         | 0.00%         |     |

| ACCOUNTS FOR: |                           |                          | 2023                |                   | 2024              |                   | 2024              |  | 2024 |  | 2025 |  | PCT |               |
|---------------|---------------------------|--------------------------|---------------------|-------------------|-------------------|-------------------|-------------------|--|------|--|------|--|-----|---------------|
|               |                           |                          | ACTUAL              | ORIG BUD          | REVISED BUD       | ACTUAL            | DEPT REQ          |  |      |  |      |  |     | CHANGE        |
| Marina        |                           |                          |                     |                   |                   |                   |                   |  |      |  |      |  |     |               |
| 59530         | PKG LOT MAINT TRFR TO GF  |                          |                     |                   |                   |                   |                   |  |      |  |      |  |     |               |
| 6999192       | 59530                     | PKG LOT MAINT TRFR TO GF | \$ -                | \$ 10,810         | \$ 10,810         | \$ -              | \$ 12,100         |  |      |  |      |  |     | 11.90%        |
| 59541         | BDG GRND TRFR TO GF       |                          |                     |                   |                   |                   |                   |  |      |  |      |  |     |               |
| 6999192       | 59541                     | BDG GRND TRFR TO GF      | \$ -                | \$ 6,296          | \$ 6,296          | \$ -              | \$ 7,496          |  |      |  |      |  |     | 19.10%        |
| 59542         | PKS CEM TRFR TO GF        |                          |                     |                   |                   |                   |                   |  |      |  |      |  |     |               |
| 6999192       | 59542                     | PKS CEM TRFR TO GF       | \$ -                | \$ 903            | \$ 903            | \$ -              | \$ 903            |  |      |  |      |  |     | 0.00%         |
| 59543         | PD SVCS TRFR TO GF        |                          |                     |                   |                   |                   |                   |  |      |  |      |  |     |               |
| 6999192       | 59543                     | PD SVCS TRFR TO GF       | \$ -                | \$ 7,904          | \$ 7,904          | \$ -              | \$ 8,183          |  |      |  |      |  |     | 3.50%         |
| 59544         | DSP SVCS TRFR TO GF       |                          |                     |                   |                   |                   |                   |  |      |  |      |  |     |               |
| 6999192       | 59544                     | DSP SVCS TRFR TO GF      | \$ -                | \$ 2,894          | \$ 2,894          | \$ -              | \$ 3,128          |  |      |  |      |  |     | 8.10%         |
| 59545         | FD SVCS TRFR TO GF        |                          |                     |                   |                   |                   |                   |  |      |  |      |  |     |               |
| 6999192       | 59545                     | FD SVCS TRFR TO GF       | \$ -                | \$ 14,014         | \$ 14,014         | \$ -              | \$ 17,320         |  |      |  |      |  |     | 23.60%        |
| 59550         | PW WM SVCS TRFR TO GF     |                          |                     |                   |                   |                   |                   |  |      |  |      |  |     |               |
| 6999192       | 59550                     | PW WM SVCS TRFR TO GF    | \$ -                | \$ 8,056          | \$ 8,056          | \$ -              | \$ 8,056          |  |      |  |      |  |     | 0.00%         |
| <b>TOTAL</b>  | <b>Allocated Expenses</b> |                          | <b>\$ -</b>         | <b>\$ 74,269</b>  | <b>\$ 74,269</b>  | <b>\$ -</b>       | <b>\$ 81,885</b>  |  |      |  |      |  |     | <b>10.30%</b> |
| <b>TOTAL</b>  | <b>Marina</b>             |                          | <b>\$ 1,034,792</b> | <b>\$ 852,080</b> | <b>\$ 852,080</b> | <b>\$ 587,307</b> | <b>\$ 924,415</b> |  |      |  |      |  |     | <b>8.50%</b>  |

| PROJECTION: 2025 2024-2025 Budget Projection |                     |                   |                     |                   |                   |               |  |  |  |
|----------------------------------------------|---------------------|-------------------|---------------------|-------------------|-------------------|---------------|--|--|--|
| ACCOUNTS FOR:                                | 2023<br>ACTUAL      | 2024<br>ORIG BUD  | 2024<br>REVISED BUD | 2024<br>ACTUAL    | 2025<br>DEPT REQ  | PCT<br>CHANGE |  |  |  |
|                                              |                     |                   |                     |                   |                   |               |  |  |  |
| Marina Revenues                              |                     |                   |                     |                   |                   |               |  |  |  |
| 101 Northeast Harbor Marina                  |                     |                   |                     |                   |                   |               |  |  |  |
| 40370 MR-Fees                                |                     |                   |                     |                   |                   |               |  |  |  |
| 6010100 40370                                | \$ 887,735          | \$ 708,379        | \$ 708,379          | \$ 836,949        | \$ 770,715        | 8.91%         |  |  |  |
| 40371 MR-Concessions                         |                     |                   |                     |                   |                   |               |  |  |  |
| 6010100 40371                                | \$ 6,428            | \$ 9,000          | \$ 9,000            | \$ 5,827          | \$ 9,000          | 0.00%         |  |  |  |
| 40372 MR-Moor Reg                            |                     |                   |                     |                   |                   |               |  |  |  |
| 6010100 40372                                | \$ 47,772           | \$ 51,000         | \$ 51,000           | \$ 45,738         | \$ 61,000         | 19.61%        |  |  |  |
| 40373 MR-Moor Rent                           |                     |                   |                     |                   |                   |               |  |  |  |
| 6010100 40373                                | \$ 66,757           | \$ 60,000         | \$ 60,000           | \$ 77,872         | \$ 60,000         | 0.00%         |  |  |  |
| 40374 MR-Launch Svcs                         |                     |                   |                     |                   |                   |               |  |  |  |
| 6010100 40374                                | \$ 19,100           | \$ 20,000         | \$ 20,000           | \$ -              | \$ 20,000         | 0.00%         |  |  |  |
| 40375 MR-Moor Agent                          |                     |                   |                     |                   |                   |               |  |  |  |
| 6010100 40375                                | \$ 15,473           | \$ -              | \$ -                | \$ -              | \$ -              | 0.00%         |  |  |  |
| 40376 Ticket Booth Sales Agrmnt Fees         |                     |                   |                     |                   |                   |               |  |  |  |
| 6010100 40376                                | \$ 925              | \$ 1,700          | \$ 1,700            | \$ 2,550          | \$ 1,700          | 0.00%         |  |  |  |
| 40381 M-Pump Out Gr                          |                     |                   |                     |                   |                   |               |  |  |  |
| 6010100 40381                                | \$ -                | \$ 2,000          | \$ 2,000            | \$ -              | \$ 2,000          | 0.00%         |  |  |  |
| 40399 M-Other Rev                            |                     |                   |                     |                   |                   |               |  |  |  |
| 6010100 40399                                | \$ 1                | \$ 1              | \$ 1                | \$ 1              | \$ -              | -100.00%      |  |  |  |
| 40470 Gift Revenue                           |                     |                   |                     |                   |                   |               |  |  |  |
| 6010100 40470                                | \$ 14,555           | \$ -              | \$ -                | \$ -              | \$ -              | 0.00%         |  |  |  |
| <b>TOTAL Marina</b>                          | <b>\$ 1,058,745</b> | <b>\$ 852,080</b> | <b>\$ 852,080</b>   | <b>\$ 968,937</b> | <b>\$ 924,415</b> | <b>8.50%</b>  |  |  |  |

| Reserve Acct #                                    | Reserve Description            | Identifier, if applicable | Description of Asset/Cost                      | First Fiscal Year in Service | Replacement Years | Replacement Fiscal Year | assumptions concatenated                         | Planned to Replace Through Bonding |
|---------------------------------------------------|--------------------------------|---------------------------|------------------------------------------------|------------------------------|-------------------|-------------------------|--------------------------------------------------|------------------------------------|
| Capital Improvement Schedule for fiscal year:     |                                | 2025                      | Inflation Rate for Replacement Cost Estimation |                              | 5%                |                         |                                                  |                                    |
| <b>Structures</b>                                 |                                |                           |                                                |                              |                   |                         |                                                  |                                    |
|                                                   |                                |                           | Harbormaster Building                          | 2011                         | 40.00             | 2051                    | Estimated/Bonding/Renewable funding included     | 232,155.00                         |
|                                                   |                                |                           | Yachtsman Building                             | 2011                         | 40.00             | 2051                    | Estimated/Bonding/Renewable funding included     | 277,095.00                         |
|                                                   |                                |                           | Visitors' Center building                      | 2011                         | 40.00             | 2051                    | Estimated/Bonding/Renewable funding included     | 305,130.00                         |
| <b>Total Structures</b>                           |                                |                           |                                                |                              |                   |                         |                                                  | <b>814,380.00</b>                  |
| <b>Northeast Harbor</b>                           |                                |                           |                                                |                              |                   |                         |                                                  |                                    |
| <b>Northeast Harbor Capital Improvement</b>       |                                |                           |                                                |                              |                   |                         |                                                  |                                    |
|                                                   |                                |                           | Pier-NEH                                       | 1957                         | 71.00             | 2028                    | Estimated/Bonding/Renewable funding not included | 1,500,000.00                       |
|                                                   |                                |                           | 1 - 4 X 60 WALK WAY BRIDGE                     | 2022                         | 35.00             | 2057                    | Estimated/CIP/Renewable funding not included     | -                                  |
|                                                   |                                |                           | 1 - 4 X 60 WALK WAY BRIDGE                     | 2022                         | 35.00             | 2057                    | Estimated/CIP/Renewable funding not included     | -                                  |
|                                                   |                                |                           | 1 - 8 X 40 WALK WAY BRIDGE                     | 1997                         | 31.00             | 2028                    | Estimated/CIP/Renewable funding not included     | -                                  |
|                                                   |                                |                           | 24 - Power Stancions 30/50 amp                 | 1990                         | 40.00             | 2030                    | Estimated/CIP/Renewable funding not included     | -                                  |
|                                                   |                                |                           | 2 - Power Stancions 30/50 amp                  | 2023                         | 40.00             | 2063                    | Future Value/CIP/Renewable funding not included  | -                                  |
|                                                   |                                |                           | 5 - Power Stancions 30/50 amp                  | 2022                         | 40.00             | 2062                    | Estimated/CIP/Renewable funding not included     | -                                  |
|                                                   |                                |                           | 5 - Power Stancions 100 amp                    | 2009                         | 40.00             | 2049                    | Estimated/CIP/Renewable funding not included     | -                                  |
|                                                   |                                |                           | 6 - Submerged Power Cables South Dock          | 2009                         | 50.00             | 2059                    | Estimated/CIP/Renewable funding not included     | -                                  |
|                                                   |                                |                           | 5 - Submerged Power Cables South Dock          | 2016                         | 50.00             | 2066                    | Estimated/CIP/Renewable funding not included     | -                                  |
|                                                   |                                |                           | 9 - Submerged Power Cables North Dock          | 1980                         | 50.00             | 2035                    | Estimated/CIP/Renewable funding not included     | -                                  |
| 6410100-24680                                     | NEH Marina Cap Improve Reserve |                           |                                                |                              |                   |                         |                                                  |                                    |
| <b>Total Northeast Harbor Capital Improvement</b> |                                |                           |                                                |                              |                   |                         |                                                  | <b>1,500,000.00</b>                |
| <b>Northeast Harbor Floats</b>                    |                                |                           |                                                |                              |                   |                         |                                                  |                                    |
|                                                   |                                |                           | 8 - 6 x 40 FINGER FLOATS                       | 2003                         | 35.00             | 2038                    | Estimated/CIP/Renewable funding not included     | -                                  |

| Replacement Cost for Planning | Years Until Replacement | Calculated Replacement Funding for Current CIP Year, Not Considering Reserve Funds | Less Current Unencumbered Reserve Balance - allocated via | Calculated Replacement Funding Net of Unencumbered | Adjustment Per Professional Judgement, See Note | Proposed Replacement Funding Net of Unencumbered Reserve Funds and | Notes                                              |
|-------------------------------|-------------------------|------------------------------------------------------------------------------------|-----------------------------------------------------------|----------------------------------------------------|-------------------------------------------------|--------------------------------------------------------------------|----------------------------------------------------|
| -                             | 27.00                   | -                                                                                  | -                                                         | -                                                  | -                                               | -                                                                  | Bonding when upgraded or replaced; replacement TBD |
| -                             | 27.00                   | -                                                                                  | -                                                         | -                                                  | -                                               | -                                                                  | Bonding when upgraded or replaced; replacement TBD |
| -                             | 27.00                   | -                                                                                  | -                                                         | -                                                  | -                                               | -                                                                  | Bonding when upgraded or replaced; replacement TBD |
| -                             | -                       | -                                                                                  | -                                                         | -                                                  | -                                               | -                                                                  | (A)                                                |

**75,140.89**

|            |       |           |           |           |   |           |                               |
|------------|-------|-----------|-----------|-----------|---|-----------|-------------------------------|
| -          | 4.00  | -         | -         | -         | - | -         | Bonding when replaced         |
| 45,000.00  | 33.00 | 1,363.64  | 2,146.17  | 1,298.60  | - | 1,298.60  |                               |
| 45,000.00  | 33.00 | 1,363.64  | 2,146.17  | 1,298.60  | - | 1,298.60  |                               |
| 55,000.00  | 4.00  | 13,750.00 | 21,640.50 | 8,339.88  | - | 8,339.88  | replace when pier is replaced |
| 84,000.00  | 6.00  | 14,000.00 | 22,033.96 | 10,327.67 | - | 10,327.67 |                               |
| 39,599.94  | 39.00 | 1,015.38  | 1,598.07  | 974.41    | - | 974.41    |                               |
| 17,500.00  | 38.00 | 460.53    | 724.80    | 441.45    | - | 441.45    |                               |
| 25,000.00  | 25.00 | 1,000.00  | 1,573.85  | 937.05    | - | 937.05    |                               |
| 80,000.00  | 35.00 | 2,285.71  | 3,597.38  | 2,182.93  | - | 2,182.93  |                               |
| 67,000.00  | 42.00 | 1,595.24  | 2,510.67  | 1,535.46  | - | 1,535.46  |                               |
| 120,000.00 | 11.00 | 10,909.09 | 17,169.32 | 9,348.24  | - | 9,348.24  |                               |
| 578,099.94 | -     | 47,743.23 | 75,140.89 | 36,684.29 | - | 36,684.29 | (B)                           |

**374,072.04**

|           |       |          |           |          |   |          |  |
|-----------|-------|----------|-----------|----------|---|----------|--|
| 53,738.00 | 14.00 | 3,838.43 | 18,489.69 | 2,517.74 | - | 2,517.74 |  |
|-----------|-------|----------|-----------|----------|---|----------|--|

| Reserve Acct #                       | Reserve Description        | Identifier, if applicable | Description of Asset/Cost                  | First Fiscal Year in Service | Replacement Years | Replacement Fiscal Year | assumptions concatenated                        | Planned to Replace Through Bonding |
|--------------------------------------|----------------------------|---------------------------|--------------------------------------------|------------------------------|-------------------|-------------------------|-------------------------------------------------|------------------------------------|
|                                      |                            |                           | 5 - 20 X 20 FLOATS NEH Public Float System | 2008                         | 30.00             | 2038                    | Estimated/CIP/Renewable funding not included    | -                                  |
|                                      |                            |                           | 1 -20 X 20 FLOATS North Dock               | 2013                         | 30.00             | 2043                    | Estimated/CIP/Renewable funding not included    | -                                  |
|                                      |                            |                           | 5 - 20 X 20 FLOATS Commercial Float        | 2013                         | 30.00             | 2043                    | Estimated/CIP/Renewable funding not included    | -                                  |
|                                      |                            |                           | 5 - 10 X 40 FINGER FLOATS Face Dock        | 2007                         | 21.00             | 2028                    | Estimated/CIP/Renewable funding not included    | -                                  |
|                                      |                            |                           | 12 - 6 X 36 FINGER FLOATS                  | 2013                         | 30.00             | 2043                    | Estimated/CIP/Renewable funding not included    | -                                  |
|                                      |                            |                           | 5 - 6 X 30 FINGER FLOATS                   | 2013                         | 30.00             | 2043                    | Estimated/CIP/Renewable funding not included    | -                                  |
|                                      |                            |                           | 3 - 6 X 24 FINGER FLOATS                   | 2013                         | 30.00             | 2043                    | Estimated/CIP/Renewable funding not included    | -                                  |
|                                      |                            |                           | 8 - 6 x 40 FINGER FLOATS                   | 2005                         | 30.00             | 2035                    | Estimated/CIP/Renewable funding not included    | -                                  |
|                                      |                            |                           | 13 - 6 X 40 MOORING FLOATS                 | 2005                         | 30.00             | 2035                    | Estimated/CIP/Renewable funding not included    | -                                  |
|                                      |                            |                           | 26 - Mooring Float Top Chains              | 2020                         | 9.00              | 2029                    | Estimated/CIP/Renewable funding not included    | -                                  |
|                                      |                            |                           | 26 - Mooring Float Bottom Chains           | 2009                         | 22.00             | 2031                    | Estimated/CIP/Renewable funding not included    | -                                  |
|                                      |                            |                           | 10 - Float Top Chains-Marina               | 2019                         | 9.00              | 2028                    | Estimated/CIP/Renewable funding not included    | -                                  |
|                                      |                            |                           | 10 - Float Bottom Chains-Marina            | 2000                         | 26.00             | 2026                    | Estimated/CIP/Renewable funding not included    | -                                  |
| 6410100-24681                        | NEH Mooring/Floats Reserve |                           | 35 - chains                                | 2023                         | 9.00              | 2032                    | Future Value/CIP/Renewable funding not included | -                                  |
| <b>Total Northeast Harbor Floats</b> |                            |                           |                                            |                              |                   |                         |                                                 | -                                  |

| <b>Boats and Trailers</b> |  |  |                             |      |       |      |                                              |   |
|---------------------------|--|--|-----------------------------|------|-------|------|----------------------------------------------|---|
|                           |  |  | KEYWEST CENTER CONSOLE BOAT | 2004 | 30.00 | 2034 | Estimated/CIP/Renewable funding not included | - |
|                           |  |  | ATLAS BOATWORKS LAUNCH BOAT | 2011 | 30.00 | 2041 | Estimated/CIP/Renewable funding not included | - |
|                           |  |  | MARITIME SKIFF              | 1993 | 32.00 | 2025 | Estimated/CIP/Renewable funding not included | - |
|                           |  |  | 90 HSP SUZUKI OUTBOARD      | 2009 | 16.00 | 2025 | Estimated/CIP/Renewable funding not included | - |

| Replacement Cost for Planning | Years Until Replacement | Calculated Replacement Funding for Current CIP Year, Not Considering Reserve Funds | Less Current Unencumbered Reserve Balance - allocated via | Calculated Replacement Funding Net of Unencumbered | Adjustment Per Professional Judgement, See Note | Proposed Replacement Funding Net of Unencumbered Reserve Funds and | Notes |
|-------------------------------|-------------------------|------------------------------------------------------------------------------------|-----------------------------------------------------------|----------------------------------------------------|-------------------------------------------------|--------------------------------------------------------------------|-------|
| 90,559.00                     | 14.00                   | 6,468.50                                                                           | 31,158.72                                                 | 4,242.88                                           |                                                 | 4,242.88                                                           |       |
| 13,082.00                     | 19.00                   | 688.53                                                                             | 3,316.63                                                  | 513.97                                             |                                                 | 513.97                                                             |       |
| 65,410.00                     | 19.00                   | 3,442.63                                                                           | 16,583.13                                                 | 2,569.84                                           |                                                 | 2,569.84                                                           |       |
| 120,000.00                    | 4.00                    | 30,000.00                                                                          | 144,509.80                                                | (6,127.45)                                         |                                                 | (6,127.45)                                                         |       |
| 84,000.00                     | 19.00                   | 4,421.05                                                                           | 21,296.18                                                 | 3,300.20                                           |                                                 | 3,300.20                                                           |       |
| 15,800.00                     | 19.00                   | 831.58                                                                             | 4,005.71                                                  | 620.75                                             |                                                 | 620.75                                                             |       |
| 13,800.00                     | 19.00                   | 726.32                                                                             | 3,498.66                                                  | 542.18                                             |                                                 | 542.18                                                             |       |
| 56,239.00                     | 11.00                   | 5,112.64                                                                           | 24,627.54                                                 | 2,873.77                                           |                                                 | 2,873.77                                                           |       |
| 91,388.00                     | 11.00                   | 8,308.00                                                                           | 40,019.58                                                 | 4,669.86                                           |                                                 | 4,669.86                                                           |       |
| 15,600.00                     | 5.00                    | 3,120.00                                                                           | 15,029.02                                                 | 114.20                                             |                                                 | 114.20                                                             |       |
| 26,000.00                     | 7.00                    | 3,714.29                                                                           | 17,891.69                                                 | 1,158.33                                           |                                                 | 1,158.33                                                           |       |
| 6,000.00                      | 4.00                    | 1,500.00                                                                           | 7,225.49                                                  | (306.37)                                           |                                                 | (306.37)                                                           |       |
| 10,000.00                     | 2.00                    | 5,000.00                                                                           | 24,084.97                                                 | (7,042.48)                                         |                                                 | (7,042.48)                                                         |       |
| 3,878.32                      | 8.00                    | 484.79                                                                             | 2,335.23                                                  | 192.89                                             |                                                 | 192.89                                                             |       |
| 665,494.32                    |                         | 77,656.75                                                                          | 374,072.04                                                | 9,840.28                                           | -                                               | 9,840.28 (B)                                                       |       |
| <b>117,940.70</b>             |                         |                                                                                    |                                                           |                                                    |                                                 |                                                                    |       |
| 120,000.00                    | 10.00                   | 12,000.00                                                                          | 20,775.20                                                 | 9,922.48                                           |                                                 | 9,922.48                                                           |       |
| 50,000.00                     | 17.00                   | 2,941.18                                                                           | 5,091.96                                                  | 2,641.65                                           |                                                 | 2,641.65                                                           |       |
| 14,394.00                     | -                       | 14,394.00                                                                          | 24,919.85                                                 | -                                                  |                                                 | -                                                                  |       |
| 15,000.00                     | -                       | 15,000.00                                                                          | 25,969.00                                                 | -                                                  |                                                 | -                                                                  |       |

| Reserve Acct #                             | Reserve Description                 | Identifier, if applicable | Description of Asset/Cost      | First Fiscal Year in Service | Replacement Years | Replacement Fiscal Year | assumptions concatenated                        | Planned to Replace Through Bonding |
|--------------------------------------------|-------------------------------------|---------------------------|--------------------------------|------------------------------|-------------------|-------------------------|-------------------------------------------------|------------------------------------|
|                                            |                                     |                           | 250 HSP SUZUKI OUTBOARD        | 2014                         | 12.00             | 2026                    | Estimated/CIP/Renewable funding not included    | -                                  |
|                                            |                                     |                           | 1993 BOAT TRAILER              | 1993                         | 32.00             | 2025                    | Estimated/CIP/Renewable funding not included    | -                                  |
|                                            |                                     |                           | 2004 BOAT TRAILER              | 2004                         | 30.00             | 2034                    | Estimated/CIP/Renewable funding not included    | -                                  |
|                                            |                                     |                           | 2001 BOAT TRAILER              | 2011                         | 30.00             | 2041                    | Estimated/CIP/Renewable funding not included    | -                                  |
| 6410100-24686                              | NEH Boat Reserve                    |                           |                                |                              |                   |                         |                                                 |                                    |
| <b>Total Boats and Trailers</b>            |                                     |                           |                                |                              |                   |                         |                                                 | -                                  |
| <b>Work Truck</b>                          |                                     |                           |                                |                              |                   |                         |                                                 |                                    |
| 6410100-24683                              | NEH Work truck Reserve              |                           | F 150 Ford Truck 4-Wheel Drive | 2015                         | 10.00             | 2025                    | Estimated/CIP/Renewable funding included        | -                                  |
| <b>Total Work Truck</b>                    |                                     |                           |                                |                              |                   |                         |                                                 | -                                  |
| <b>Equipment Other</b>                     |                                     |                           |                                |                              |                   |                         |                                                 |                                    |
| 6410100-24687                              | Marina Equipment Reserve (Security) |                           | Security Cameras               | 2018                         | 9.00              | 2027                    | Estimated/CIP/Renewable funding not included    | -                                  |
| <b>Total Equipment Other</b>               |                                     |                           |                                |                              |                   |                         |                                                 | -                                  |
| <b>Total Northeast Harbor</b>              |                                     |                           | Sum of (B)                     |                              |                   |                         |                                                 | 1,500,000.00                       |
| <b>Seal Harbor</b>                         |                                     |                           |                                |                              |                   |                         |                                                 |                                    |
| <b>Docks &amp; Piers</b>                   |                                     |                           |                                |                              |                   |                         |                                                 |                                    |
|                                            |                                     |                           | Pier-SH                        | 2002                         | 30.00             | 2032                    | Estimated/CIP/Renewable funding not included    | -                                  |
|                                            |                                     |                           | 1 - 4 X 40 WALK WAY BRIDGE     | 2001                         | 35.00             | 2036                    | Estimated/CIP/Renewable funding not included    | -                                  |
|                                            |                                     |                           | 1 - 4 X 46 WALK WAY BRIDGE     | 2001                         | 35.00             | 2036                    | Estimated/CIP/Renewable funding not included    | -                                  |
|                                            |                                     |                           | 8 - Float Top Chains           | 2020                         | 6.00              | 2026                    | Estimated/CIP/Renewable funding not included    | -                                  |
|                                            |                                     |                           | 8 -Float Bottom Chains         | 2000                         | 26.00             | 2026                    | Estimated/CIP/Renewable funding not included    | -                                  |
| 6410200-24600                              | Seal Harbor Dock Cap Imp Reserve    |                           | Stone work - Seal Harbor Dock  | 2023                         | 10.00             | 2033                    | Future Value/CIP/Renewable funding not included | -                                  |
| <b>Total Seal Harbor Docks &amp; Piers</b> |                                     |                           |                                |                              |                   |                         |                                                 | -                                  |
| <b>Seal Harbor Mooring / Floats</b>        |                                     |                           |                                |                              |                   |                         |                                                 |                                    |
|                                            |                                     |                           | 2 - 20 X 20 FLOATS             | 2017                         | 30.00             | 2047                    | Estimated/CIP/Renewable funding not included    | -                                  |



| Replacement Cost for Planning | Years Until Replacement | Calculated Replacement Funding for Current Year, Not Considering Reserve Funds | Less Current Unencumbered Reserve Balance - allocated via | Calculated Replacement Funding Net of Unencumbered | Adjustment Per Professional Judgement, See Note | Proposed Replacement Funding Net of Unencumbered Reserve Funds and | Notes              |
|-------------------------------|-------------------------|--------------------------------------------------------------------------------|-----------------------------------------------------------|----------------------------------------------------|-------------------------------------------------|--------------------------------------------------------------------|--------------------|
| 30,000.00                     | 2.00                    | 15,000.00                                                                      | 25,969.00                                                 | 2,015.50                                           |                                                 | 2,015.50                                                           |                    |
| 6,597.00                      | -                       | 6,597.00                                                                       | 11,421.17                                                 | -                                                  |                                                 | -                                                                  |                    |
| 13,094.00                     | 10.00                   | 1,309.40                                                                       | 2,266.92                                                  | 1,082.71                                           |                                                 | 1,082.71                                                           |                    |
| 15,000.00                     | 17.00                   | 882.35                                                                         | 1,527.59                                                  | 792.49                                             |                                                 | 792.49                                                             |                    |
|                               |                         |                                                                                |                                                           | -                                                  |                                                 | -                                                                  |                    |
|                               |                         |                                                                                |                                                           | -                                                  |                                                 | -                                                                  |                    |
| 264,085.00                    |                         | 68,123.93                                                                      | 117,940.70                                                | 16,454.83                                          | -                                               | 16,454.83                                                          | (B)                |
| <hr/>                         |                         |                                                                                |                                                           |                                                    |                                                 |                                                                    |                    |
| 36,750.00                     | -                       | 36,750.00                                                                      | 27,527.55                                                 | 9,222.45                                           |                                                 | 9,222.45                                                           |                    |
|                               |                         |                                                                                |                                                           | -                                                  |                                                 | -                                                                  |                    |
| 36,750.00                     |                         | 36,750.00                                                                      | 27,527.55                                                 | 9,222.45                                           | -                                               | 9,222.45                                                           | (B)                |
| <hr/>                         |                         |                                                                                |                                                           |                                                    |                                                 |                                                                    |                    |
| 16,000.00                     | 3.00                    | 5,333.33                                                                       | 12,277.08                                                 | 1,240.97                                           |                                                 | 1,240.97                                                           |                    |
|                               |                         |                                                                                |                                                           | -                                                  |                                                 | -                                                                  |                    |
| 16,000.00                     |                         | 5,333.33                                                                       | 12,277.08                                                 | 1,240.97                                           | -                                               | 1,240.97                                                           | (B)                |
| <hr/>                         |                         |                                                                                |                                                           |                                                    |                                                 |                                                                    |                    |
| 1,560,429.26                  |                         | 235,607.23                                                                     | 606,958.26                                                | 73,442.82                                          | -                                               | 73,442.82                                                          | (A)                |
| <hr/>                         |                         |                                                                                |                                                           |                                                    |                                                 |                                                                    |                    |
| <b>83,004.72</b>              |                         |                                                                                |                                                           |                                                    |                                                 |                                                                    |                    |
| <hr/>                         |                         |                                                                                |                                                           |                                                    |                                                 |                                                                    |                    |
| 65,942.00                     | 8.00                    | 8,242.75                                                                       | 31,738.77                                                 | 4,275.40                                           |                                                 | 4,275.40                                                           |                    |
| 32,242.00                     | 12.00                   | 2,686.83                                                                       | 10,345.67                                                 | 1,824.69                                           |                                                 | 1,824.69                                                           |                    |
| 40,302.00                     | 12.00                   | 3,358.50                                                                       | 12,931.93                                                 | 2,280.84                                           |                                                 | 2,280.84                                                           |                    |
| 4,800.00                      | 2.00                    | 2,400.00                                                                       | 9,241.22                                                  | (2,220.61)                                         |                                                 | (2,220.61)                                                         |                    |
| 8,000.00                      | 2.00                    | 4,000.00                                                                       | 15,402.03                                                 | (3,701.01)                                         |                                                 | (3,701.01)                                                         |                    |
| 7,818.69                      | 9.00                    | 868.74                                                                         | 3,345.10                                                  | 497.07                                             |                                                 | 497.07                                                             |                    |
|                               |                         |                                                                                |                                                           | -                                                  |                                                 | -                                                                  |                    |
| 159,104.69                    |                         | 21,556.83                                                                      | 83,004.72                                                 | 2,956.38                                           | -                                               | 2,956.38                                                           | (C)                |
| <hr/>                         |                         |                                                                                |                                                           |                                                    |                                                 |                                                                    |                    |
| <b>125,799.32</b>             |                         |                                                                                |                                                           |                                                    |                                                 |                                                                    |                    |
| <hr/>                         |                         |                                                                                |                                                           |                                                    |                                                 |                                                                    |                    |
| 30,000.00                     | 23.00                   | 1,304.35                                                                       | 37,774.59                                                 | (338.03)                                           |                                                 | (338.03)                                                           | North Float System |

| Reserve Acct #                                        | Reserve Description                     | Identifier, if applicable | Description of Asset/Cost       | First Fiscal Year in Service | Replacement Years | Replacement Fiscal Year | assumptions concatenated                     | Planned to Replace Through Bonding |
|-------------------------------------------------------|-----------------------------------------|---------------------------|---------------------------------|------------------------------|-------------------|-------------------------|----------------------------------------------|------------------------------------|
|                                                       |                                         |                           | 2 – 20 X 20 FLOATS              | 2014                         | 30.00             | 2044                    | Estimated/CIP/Renewable funding not included | -                                  |
|                                                       |                                         |                           | 1 – 6 x 40 FINGER FLOATS        | 2006                         | 30.00             | 2036                    | Estimated/CIP/Renewable funding not included | -                                  |
|                                                       |                                         |                           | 1 – 20 X 20 FLOATS Dinghy Float | 2013                         | 30.00             | 2043                    | Estimated/CIP/Renewable funding not included | -                                  |
| 6410200-24601                                         | Seal Harbor Mooring/Floats Reserve      |                           |                                 |                              |                   |                         |                                              |                                    |
| <b>Total Seal Harbor Mooring / Floats</b>             |                                         |                           |                                 |                              |                   |                         |                                              | -                                  |
| <b>Total Seal Harbor</b>                              |                                         |                           | Sum of (C)                      |                              |                   |                         |                                              | -                                  |
| <b>Bartlett Harbor</b>                                |                                         |                           |                                 |                              |                   |                         |                                              |                                    |
| <b>Bartlett Harbor Dock Capital Improvement</b>       |                                         |                           |                                 |                              |                   |                         |                                              |                                    |
|                                                       |                                         |                           | Pier Bartlett                   | 2010                         | 31.00             | 2041                    | Estimated/CIP/Renewable funding not included | -                                  |
|                                                       |                                         |                           | 4 X 46 WALK WAY BRIDGE          | 1993                         | 35.00             | 2028                    | Estimated/CIP/Renewable funding not included | -                                  |
|                                                       |                                         |                           | 8 – Float Top Chains            | 2020                         | 7.00              | 2027                    | Estimated/CIP/Renewable funding not included | -                                  |
|                                                       |                                         |                           | 8 – Float Bottom Chains         | 2015                         | 20.00             | 2035                    | Estimated/CIP/Renewable funding not included | -                                  |
| 6410300-24670                                         | Bartlett Dock Cap Imp Reserve           |                           |                                 |                              |                   |                         |                                              |                                    |
| <b>Total Bartlett Harbor Dock Capital Improvement</b> |                                         |                           |                                 |                              |                   |                         |                                              | -                                  |
| <b>Bartlett Harbor Mooring / Floats</b>               |                                         |                           |                                 |                              |                   |                         |                                              |                                    |
|                                                       |                                         |                           | 2 – 20 X 20 FLOATS              | 2013                         | 30.00             | 2043                    | Estimated/CIP/Renewable funding not included | -                                  |
|                                                       |                                         |                           | 1 – 6 x 40 FINGER FLOATS        | 2006                         | 30.00             | 2036                    | Estimated/CIP/Renewable funding not included | -                                  |
| 6410300-24671                                         | Bartlett Harbor Moorings/Floats Reserve |                           |                                 |                              |                   |                         |                                              |                                    |
| <b>Total Bartlett Harbor Mooring / Floats</b>         |                                         |                           |                                 |                              |                   |                         |                                              | -                                  |
| <b>Total Bartlett Harbor</b>                          |                                         |                           | Sum of (D)                      |                              |                   |                         |                                              | -                                  |
| <b>Total Municipal Capital Improvement Schedule</b>   |                                         |                           | <b>Sum of (A)</b>               |                              |                   |                         |                                              | <b>2,314,380.00</b>                |

| Replacement Cost for Planning | Years Until Replacement | Calculated Replacement Funding for Current CIP Year, Not Considering Reserve Funds | Less Current Unencumbered Reserve Balance - allocated via | Calculated Replacement Funding Net of Unencumbered | Adjustment Per Professional Judgement, See Note | Proposed Replacement Funding Net of Unencumbered Reserve Funds and | Notes                                            |
|-------------------------------|-------------------------|------------------------------------------------------------------------------------|-----------------------------------------------------------|----------------------------------------------------|-------------------------------------------------|--------------------------------------------------------------------|--------------------------------------------------|
| 30,000.00                     | 20.00                   | 1,500.00                                                                           | 43,440.78                                                 | (672.04)                                           |                                                 | (672.04)                                                           | South Float System-replaced from cy pier reserve |
| 9,000.00                      | 12.00                   | 750.00                                                                             | 21,720.39                                                 | (1,060.03)                                         |                                                 | (1,060.03)                                                         |                                                  |
| 15,000.00                     | 19.00                   | 789.47                                                                             | 22,863.57                                                 | (413.87)                                           |                                                 | (413.87)                                                           |                                                  |
|                               |                         |                                                                                    |                                                           | -                                                  |                                                 | -                                                                  |                                                  |
|                               |                         |                                                                                    |                                                           | -                                                  |                                                 | -                                                                  |                                                  |
|                               |                         |                                                                                    |                                                           | -                                                  |                                                 | -                                                                  |                                                  |
|                               |                         |                                                                                    |                                                           | -                                                  |                                                 | -                                                                  |                                                  |
|                               |                         |                                                                                    |                                                           | -                                                  | 2,483.97                                        | 2,483.97                                                           | zero-out negative proposed funding               |
| 84,000.00                     |                         | 4,343.82                                                                           | 125,799.32                                                | (2,483.97)                                         | 2,483.97                                        | -                                                                  | (C)                                              |
| 243,104.69                    |                         | 25,900.65                                                                          | 208,804.04                                                | 472.41                                             | 2,483.97                                        | 2,956.38                                                           | (A)                                              |
|                               |                         |                                                                                    | <b>41,964.08</b>                                          |                                                    |                                                 |                                                                    |                                                  |
| 45,000.00                     | 17.00                   | 2,647.06                                                                           | 8,420.19                                                  | 2,151.75                                           |                                                 | 2,151.75                                                           |                                                  |
| 33,599.00                     | 4.00                    | 8,399.75                                                                           | 26,719.28                                                 | 1,719.93                                           |                                                 | 1,719.93                                                           |                                                  |
| 4,800.00                      | 3.00                    | 1,600.00                                                                           | 5,089.54                                                  | (96.51)                                            |                                                 | (96.51)                                                            |                                                  |
| 6,000.00                      | 11.00                   | 545.45                                                                             | 1,735.07                                                  | 387.72                                             |                                                 | 387.72                                                             |                                                  |
|                               |                         |                                                                                    |                                                           | -                                                  |                                                 | -                                                                  |                                                  |
| 89,399.00                     |                         | 13,192.26                                                                          | 41,964.08                                                 | 4,162.89                                           | -                                               | 4,162.89                                                           | (D)                                              |
|                               |                         |                                                                                    | <b>54,085.89</b>                                          |                                                    |                                                 |                                                                    |                                                  |
| 26,765.00                     | 19.00                   | 1,408.68                                                                           | 37,942.87                                                 | (588.31)                                           |                                                 | (588.31)                                                           |                                                  |
| 7,192.00                      | 12.00                   | 599.33                                                                             | 16,143.02                                                 | (745.92)                                           |                                                 | (745.92)                                                           |                                                  |
|                               |                         |                                                                                    |                                                           | -                                                  |                                                 | -                                                                  |                                                  |
|                               |                         |                                                                                    |                                                           | -                                                  | 1,334.23                                        | 1,334.23                                                           | zero-out negative proposed funding               |
| 33,957.00                     |                         | 2,008.02                                                                           | 54,085.89                                                 | (1,334.23)                                         | 1,334.23                                        | -                                                                  | (D)                                              |
| 123,356.00                    |                         | 15,200.28                                                                          | 96,049.97                                                 | 2,828.66                                           | 1,334.23                                        | 4,162.89                                                           | (A)                                              |
| <b>1,926,889.95</b>           |                         | <b>276,708.16</b>                                                                  | <b>911,812.27</b>                                         | <b>76,743.89</b>                                   | <b>3,818.20</b>                                 | <b>80,562.09</b>                                                   | <b>Sum of (A)</b>                                |



**MOUNT DESERT SCHOOL DEPARTMENT**

|                                | 22-23   |         | 23-24   |             | 23-24   |         | 23-24   |            | 24-25      |    | % | Explanation                              |
|--------------------------------|---------|---------|---------|-------------|---------|---------|---------|------------|------------|----|---|------------------------------------------|
|                                | Actual  | Expend. | Current | Anticipated | Budget  | Expend. | Budget  | Difference | Difference | \$ |   |                                          |
| <b>Regular Instruction</b>     |         |         |         |             |         |         |         |            |            |    |   |                                          |
| Regular Instruction            |         |         |         |             |         |         |         |            |            |    |   |                                          |
| 1100-1000-510100               | 945,500 |         | 951,546 | 967,517     | 958,183 | 967,517 | 958,183 | 6,637      | 0.70%      |    |   |                                          |
| Teacher's Salaries: 3-8        | 26,421  |         | 131,293 | 136,683     | 202,149 | 136,683 | 202,149 | 70,856     | 53.97%     |    |   | 4 Ed. Techs & MTSS                       |
| Ed. Tech. Salaries/MTSS        | 59,827  |         | 28,125  | 28,125      | 30,000  | 28,125  | 30,000  | 1,875      | 6.67%      |    |   | \$125/day                                |
| Substitutes                    | 50,785  |         | 56,332  | 57,277      | 56,725  | 57,277  | 56,725  | 393        | 0.70%      |    |   |                                          |
| Benefits - 3-8 Teachers        | 1,402   |         | 8,500   | 8,092       | 11,967  | 8,092   | 11,967  | 3,467      | 40.79%     |    |   |                                          |
| Benefits - Ed. Techs           | 2,705   |         | 2,150   | 2,150       | 2,295   | 2,150   | 2,295   | 145        | 6.74%      |    |   |                                          |
| Benefits - Subs                | 199,242 |         | 215,797 | 188,091     | 178,866 | 188,091 | 178,866 | (36,931)   | -17.11%    |    |   | based on 10% rate incr - 82% S1000 Share |
| BC/BS: Tchrs. 3-8              | 12,938  |         | 31,589  | 31,900      | 60,624  | 31,900  | 60,624  | 29,035     | 91.91%     |    |   | based on 10% rate incr - 82% S1000 Share |
| BC/BS: Ed. Techs.              | 10,874  |         | 14,880  | 14,500      | 16,500  | 14,500  | 16,500  | 1,620      | 10.89%     |    |   |                                          |
| Deductible Coverage & Fees     | -       |         | 15,000  | 15,000      | 36,500  | 15,000  | 36,500  | 21,500     | 143.33%    |    |   | graduate courses                         |
| Tuition Reimb.: Taxable        | 3,584   |         | -       | -           | -       | -       | -       | -          | #DIV/0!    |    |   |                                          |
| Tuition Reimb.: Non-Tax.       | -       |         | 1,500   | 500         | 1,500   | 500     | 1,500   | -          | 0.00%      |    |   |                                          |
| Unemployment                   | 27,480  |         | 28,000  | 24,000      | 28,000  | 24,000  | 28,000  | -          | 0.00%      |    |   | based on payroll & experience modifier   |
| Worker's Comp. Insurance       | -       |         | 500     | 500         | 500     | 500     | 500     | -          | 0.00%      |    |   |                                          |
| Prof. Svcs.: 504               | 468     |         | 500     | 500         | 650     | 500     | 650     | 150        | 30.00%     |    |   |                                          |
| Contr. Svcs.: Equip. Repair    | 2,035   |         | 1,800   | 1,800       | 2,200   | 1,800   | 2,200   | 400        | 22.22%     |    |   |                                          |
| Staff Travel: 3-8              | 26,489  |         | 33,000  | 33,000      | 33,000  | 33,000  | 33,000  | -          | 0.00%      |    |   |                                          |
| Teaching Supplies: 3-8         | 3,034   |         | 6,800   | 6,800       | 2,200   | 6,800   | 2,200   | (4,600)    | -67.65%    |    |   |                                          |
| Textbooks, Trade Bks: 3-8      | -       |         | 1,250   | 1,250       | 3,000   | 1,250   | 3,000   | 1,750      | 140.00%    |    |   | includes furniture money                 |
| Prof. Books & Periodicals: 3-8 | 2,052   |         | 4,500   | 5,000       | 9,100   | 5,000   | 9,100   | 4,100      | 82.00%     |    |   |                                          |
| Replace/Purch of Equip.: 3-8   | 2,544   |         | 7,000   | 7,000       | 3,100   | 7,000   | 3,100   | (1,400)    | -31.11%    |    |   |                                          |
| Dues, Fees, Conf.: 3-8         | 5,891   |         | 14,000  | 14,000      | 7,000   | 14,000  | 7,000   | -          | 0.00%      |    |   | Arts Week/SEA Camp                       |
| Special Acad Programs          | -       |         | 261,445 | 237,212     | 325,712 | 237,212 | 325,712 | 64,267     | 24.58%     |    |   | 4 Tchrs -K-2 plus Literacy Spec.         |
| Contingency (Personnel)        | 12,949  |         | 15,478  | 14,042      | 19,282  | 14,042  | 19,282  | 3,804      | 24.58%     |    |   |                                          |
| Teacher Sal: K-2               | 51,571  |         | 60,171  | 66,495      | 98,679  | 66,495  | 98,679  | 38,508     | 64.00%     |    |   | based on 10% rate incr - 82% S1000 Share |
| Benefits - K-2 Teachers        | 3,764   |         | 4,800   | 4,800       | 6,400   | 4,800   | 6,400   | 1,600      | 33.33%     |    |   |                                          |
| BC/BS: K-2 Teachers            | 427     |         | 500     | 500         | 900     | 500     | 900     | 400        | 80.00%     |    |   |                                          |
| Deductible Coverage            | 6,779   |         | 9,500   | 9,500       | 3,150   | 9,500   | 3,150   | (6,350)    | -66.84%    |    |   |                                          |
| Staff Travel: K-2              | 1,940   |         | 2,000   | 2,000       | 900     | 2,000   | 900     | (1,100)    | -55.00%    |    |   |                                          |
| Teaching Supplies: K-2         | -       |         | 750     | 750         | 500     | 750     | 500     | (250)      | -33.33%    |    |   |                                          |
| Textbooks, Trade Bks: K-2      | 812     |         | 1,700   | 1,700       | 6,500   | 1,700   | 6,500   | 4,800      | 282.35%    |    |   | 2nd Kindergarten Classroom               |
| Prof. Books & Periodicals: K-2 | 704     |         | 1,275   | 1,275       | 1,000   | 1,275   | 1,000   | (275)      | -21.57%    |    |   |                                          |
| Replace/Purch of Equip.: K-2   |         |         |         |             |         |         |         |            |            |    |   |                                          |
| Dues, Fees, Conf.: K-2         |         |         |         |             |         |         |         |            |            |    |   |                                          |

**MOUNT DESERT SCHOOL DEPARTMENT**

| Regular Instruction              | 22-23                      |                  | 23-24               |                     | 23-24            |                | 24-25          |              | Difference                               | %                                                | Explanation |
|----------------------------------|----------------------------|------------------|---------------------|---------------------|------------------|----------------|----------------|--------------|------------------------------------------|--------------------------------------------------|-------------|
|                                  | Actual Expend.             | Budget           | Anticipated Expend. | Budget              | Proposed Budget  | Difference     | \$             |              |                                          |                                                  |             |
| 1121-1000-589000                 | 26,925                     | -                | -                   | -                   | -                | -              | -              | -            | #DIV/0!                                  | Cost of creating early childhood learning center |             |
| 1121-1000-510100                 | 48,985                     | 50,098           | 50,098              | 54,446              | 54,446           | 4,348          | 4,348          | 8.68%        | I Pre-K Tchr                             |                                                  |             |
| 1121-1000-520100                 | 2,665                      | 2,966            | 2,966               | 3,223               | 3,223            | 257            | 257            | 8.66%        |                                          |                                                  |             |
| 1121-1000-521100                 | 18,214                     | 24,089           | 23,213              | 25,534              | 25,534           | 1,445          | 1,445          | 6.00%        |                                          |                                                  |             |
| 1121-1000-510200                 | 23,891                     | 26,459           | 44,839              | 29,652              | 29,652           | 3,193          | 3,193          | 12.07%       | 1 Pre-K ET                               |                                                  |             |
| 1121-1000-520200                 | 1,195                      | 1,567            | 2,655               | 1,755               | 1,755            | 188            | 188            | 12.00%       |                                          |                                                  |             |
| 1121-1000-521200                 | 17,448                     | 24,089           | 8,462               | 25,534              | 25,534           | 1,445          | 1,445          | 6.00%        |                                          |                                                  |             |
| 1121-1000-558000                 | -                          | 125              | 125                 | 200                 | 200              | 75             | 75             | 60.00%       |                                          |                                                  |             |
| 1121-1000-561000                 | -                          | 2,000            | 2,000               | 1,200               | 1,200            | (800)          | (800)          | -40.00%      |                                          |                                                  |             |
| 1121-1000-564000                 | -                          | 5,000            | 5,000               | 100                 | 100              | (4,900)        | (4,900)        | -98.00%      |                                          |                                                  |             |
| 1121-1000-573000                 | -                          | 200              | 200                 | 250                 | 250              | 50             | 50             | 25.00%       |                                          |                                                  |             |
| 1121-1000-581000                 | -                          | 225              | 225                 | -                   | -                | (225)          | (225)          | -100.00%     |                                          |                                                  |             |
| 2900-1000-510100                 | 14,797                     | 12,802           | 6,126               | 11,347              | 11,347           | (1,455)        | (1,455)        | -11.37%      | 20% position                             |                                                  |             |
| 2900-1000-520100                 | 789                        | 758              | 363                 | 672                 | 672              | (86)           | (86)           | -11.35%      |                                          |                                                  |             |
| 2900-1000-521100                 | 2,995                      | 3,108            | 1,000               | 1,000               | 1,000            | (2,108)        | (2,108)        | -67.82%      | based on 10% rate incr - 82% S1000 Share |                                                  |             |
| Deductible Coverage              | -                          | 320              | -                   | -                   | -                | (320)          | (320)          | -100.00%     |                                          |                                                  |             |
| 2900-1000-561000                 | 55                         | 500              | 500                 | 500                 | 500              | -              | -              | 0.00%        |                                          |                                                  |             |
| 2900-1000-561001                 | -                          | 300              | 300                 | 300                 | 300              | -              | -              | 0.00%        |                                          |                                                  |             |
| 2900-1000-564000                 | -                          | 200              | 200                 | 200                 | 200              | -              | -              | 0.00%        |                                          |                                                  |             |
| 2900-1000-573000                 | 139                        | 250              | 250                 | 250                 | 250              | -              | -              | 0.00%        |                                          |                                                  |             |
| 2900-1000-581000                 | -                          | 200              | 200                 | 200                 | 200              | -              | -              | 0.00%        |                                          |                                                  |             |
| <b>Total Regular Instruction</b> | <b>1,857,263</b>           | <b>2,071,937</b> | <b>2,035,181</b>    | <b>2,277,445</b>    | <b>2,277,445</b> | <b>205,508</b> | <b>205,508</b> | <b>9.92%</b> |                                          |                                                  |             |
| <b>Article 61</b>                | <b>Regular Instruction</b> |                  |                     | <b>\$ 2,277,445</b> |                  |                |                |              |                                          |                                                  |             |

| MOUNT DESERT SCHOOL DEPARTMENT |                   |         |             |          |          |            |            |                                          |             |
|--------------------------------|-------------------|---------|-------------|----------|----------|------------|------------|------------------------------------------|-------------|
|                                | 22-23             | 23-24   | 23-24       | 23-24    | 24-25    |            |            |                                          |             |
|                                | Actual            | Current | Anticipated | Proposed |          | \$         | Difference | %                                        |             |
| Special Education              | Expend.           | Budget  | Expend.     | Budget   | Budget   | Difference | Difference | Difference                               | Explanation |
| <b>Special Education</b>       |                   |         |             |          |          |            |            |                                          |             |
| 2200-1000-510100               | 92,876            | 97,799  | 103,066     | 111,405  | 13,606   | 13,606     | 13.91%     | 2 Teachers                               |             |
| 2100-1000-510200               | 138,916           | 175,000 | 155,729     | 148,416  | (26,584) | (26,584)   | -15.19%    | 5 Ed. Techs                              |             |
| 2200-1000-520100               | 4,993             | 5,790   | 6,102       | 6,595    | 805      | 805        | 13.90%     |                                          |             |
| 2100-1000-520200               | 8,555             | 10,500  | 9,219       | 10,288   | (212)    | (212)      | -2.02%     |                                          |             |
| 2200-1000-521100               | 18,286            | 17,563  | 38,189      | 42,008   | 24,445   | 24,445     | 139.18%    | based on 10% rate incr - 82% S1000 Share |             |
| 2100-1000-521200               | 57,561            | 95,000  | 50,137      | 70,376   | (24,624) | (24,624)   | -25.92%    | based on 10% rate incr - 82% S1000 Share |             |
|                                | 3,711             | 9,600   | 7,200       | 7,200    | (2,400)  | (2,400)    | -25.00%    |                                          |             |
| 2200-1000-543000               | -                 | 600     | 600         | 600      | -        | -          | 0.00%      |                                          |             |
| 2200-1000-556000               | 2,407             | -       | -           | -        | -        | -          | #DIV/0!    | AOS reserve at max amount                |             |
| 2200-1000-59001                | 20,000            | 20,000  | 20,000      | 20,000   | -        | -          | 0.00%      | Addition to Local Spec Ed Reserve        |             |
| 2200-1000-558000               | -                 | 500     | 500         | 500      | -        | -          | 0.00%      |                                          |             |
| 2200-1000-561000               | 3,483             | 4,000   | 4,000       | 4,000    | -        | -          | 0.00%      | Incl. OT/PT Supplies                     |             |
| 2200-1000-561001               | 214               | 600     | 600         | 600      | -        | -          | 0.00%      |                                          |             |
| 2200-1000-564000               | 296               | 2,900   | 3,100       | 2,900    | -        | -          | 0.00%      |                                          |             |
| 2200-1000-565000               | 1,274             | 2,000   | 2,000       | 2,000    | -        | -          | 0.00%      |                                          |             |
| 2200-1000-573000               | 748               | 1,800   | 1,800       | 1,800    | -        | -          | 0.00%      | Incl. OT/PT Equip                        |             |
| 2200-1000-581000               | 1,200             | 900     | 900         | 900      | -        | -          | 0.00%      |                                          |             |
| 2500-2330-534400               | 82,462            | 90,710  | 90,710      | 94,282   | 3,572    | 3,572      | 3.94%      | fixed to a district formula              |             |
| 2500-2330-581200               | 916               | 950     | 950         | 950      | -        | -          | 0.00%      |                                          |             |
| 2800-2140-534400               | 558               | 5,000   | 2,500       | 2,500    | (2,500)  | (2,500)    | -50.00%    | For Outside Assessments/Counseling       |             |
| 2800-2150-510100               | 78,854            | 80,165  | 40,500      | 64,778   | (15,387) | (15,387)   | -19.19%    |                                          |             |
| 2800-2150-510101               | 59,634            | 63,444  | 62,020      | 66,113   | 2,669    | 2,669      | 4.21%      |                                          |             |
| 2800-2150-520100               | 3,121             | 4,746   | 590         | 3,835    | (911)    | (911)      | -19.20%    |                                          |             |
| 2800-2150-520101               | 3,158             | 3,756   | 3,672       | 3,914    | 158      | 158        | 4.21%      |                                          |             |
| 2800-2150-521100               | 7,983             | 8,781   | -           | 25,534   | 16,753   | 16,753     | 190.79%    | based on 10% rate incr - 82% S1000 Share |             |
| 2800-2150-521101               | 21,899            | 24,089  | 23,213      | 25,534   | 1,445    | 1,445      | 6.00%      |                                          |             |
|                                | 2,832             | 800     | 1,600       | 3,200    | 2,400    | 2,400      | 300.00%    |                                          |             |
| 2800-2150-561000               | -                 | 300     | 300         | 300      | -        | -          | 0.00%      |                                          |             |
| 2800-2150-561001               | 180               | 1,000   | 1,000       | 1,000    | -        | -          | 0.00%      | Testing Materials needed                 |             |
| 2800-2150-573000               | 3,012             | 2,100   | 2,100       | 2,100    | -        | -          | 0.00%      | Remote mics                              |             |
| 2800-2150-581000               | -                 | 350     | 350         | 350      | -        | -          | 0.00%      |                                          |             |
| 2800-2460-534400               | 15,751            | 30,000  | 25,000      | 25,000   | (5,000)  | (5,000)    | -16.67%    |                                          |             |
| 2800-2180-534400               | 8,381             | 15,000  | 12,500      | 15,000   | -        | -          | 0.00%      |                                          |             |
| 2800-2150-534400               | 5,715             | 750     | 25,000      | 1,500    | 750      | 750        | 100.00%    |                                          |             |
| 2810-1000-510100               | 10,933            | 5,000   | 10,000      | 15,000   | 10,000   | 10,000     | 200.00%    | specialized summer school                |             |
| 2810-1000-520100               | 771               | 296     | 592         | 888      | 592      | 592        | 200.00%    |                                          |             |
| Total Special Education        | 660,679           | 781,789 | 705,739     | 781,366  | (423)    | (423)      | -0.05%     |                                          |             |
| Article 62                     | Special Education |         |             | \$       | 781,366  |            |            |                                          |             |





| MOUNT DESERT SCHOOL DEPARTMENT     |                              |         |         |             |          |       |        |            |                                                     |
|------------------------------------|------------------------------|---------|---------|-------------|----------|-------|--------|------------|-----------------------------------------------------|
|                                    |                              | 22-23   | 23-24   | 23-24       | 23-24    | 24-25 |        |            |                                                     |
|                                    |                              | Actual  | Current | Anticipated | Proposed |       | \$     | Difference | %                                                   |
| <b>Student &amp; Staff Support</b> |                              | Expend. | Budget  | Expend.     | Budget   |       |        |            | Difference                                          |
|                                    | Guidance                     |         |         |             |          |       |        |            | Explanation                                         |
| 0000-2120-510100                   | Salaries: Social Worker      | 63,502  | 67,439  | 75,394      | 81,033   |       | 13,594 |            | 20.16%                                              |
| 0000-2120-520100                   | Retire./Medicare             | 3,291   | 3,993   | 4,463       | 4,797    |       | 804    |            | 20.14%                                              |
| 0000-2120-521100                   | Blue Cross/Blue Shield       | 21,899  | 24,089  | 23,213      | 25,534   |       | 1,445  |            | based on 10% rate incr - 82% S1000 Share            |
|                                    | Deductible Coverage          | 800     | 1,600   | 1,600       | 1,600    |       | -      |            | 0.00%                                               |
| 0000-2120-561000                   | Supplies                     | 1,004   | 1,000   | 1,000       | 1,000    |       | -      |            | 0.00%                                               |
| 0000-2120-564000                   | Books & Periodicals          | 116     | 500     | 500         | 500      |       | -      |            | 0.00%                                               |
| 0000-2120-573000                   | Equipment                    | 723     | 1,000   | 1,000       | 300      |       | (700)  |            | -70.00%                                             |
| 0000-2120-581000                   | Dues, Fees, Conference       | 353     | 350     | 350         | 350      |       | -      |            | 0.00%                                               |
|                                    | <i>Total Guidance</i>        | 91,687  | 99,971  | 107,520     | 115,114  |       | 15,143 |            | 15.15%                                              |
|                                    | <b>Health Services</b>       |         |         |             |          |       |        |            |                                                     |
| 0000-2130-510100                   | Salaries: Nurse              | 73,080  | 75,915  | 75,915      | 81,199   |       | 5,284  |            | 6.96%                                               |
| 0000-2130-520100                   | Retire./Medicare             | 3,945   | 4,494   | 4,494       | 4,807    |       | 313    |            | 6.96%                                               |
| 0000-2130-521100                   | Blue Cross /Blue Shield      | 17,992  | 19,792  | 19,072      | 20,980   |       | 1,188  |            | based on 10% rate incr - 82% S1000 Share            |
|                                    | Deductible Coverage          | 1,855   | 1,600   | 1,600       | 1,600    |       | -      |            | 0.00%                                               |
| 0000-2130-534000                   | Physician & Physicals        | -       | 400     | 400         | 400      |       | -      |            | 0.00%                                               |
| 0000-2130-543000                   | Contr. Svcs.:Equip. Repair   | 141     | 225     | 200         | 225      |       | -      |            | 0.00%                                               |
| 0000-2130-55200                    | Malpractice Insurance        | 116     | 110     | 120         | 125      |       | 15     |            | 13.64%                                              |
| 0000-2130-558000                   | Travel                       | -       | 200     | 200         | 200      |       | -      |            | 0.00%                                               |
| 0000-2130-560000                   | Supplies                     | 622     | 1,200   | 1,000       | 1,000    |       | (200)  |            | supplies includes First Aid kits & Stop the Bleed   |
| 0000-2130-573000                   | Replace/Purch. Equipment     | 85      | 600     | 600         | 500      |       | (100)  |            | -16.67%                                             |
| 0000-2130-581000                   | Dues / Fees / Conferences    | -       | 250     | 250         | 250      |       | -      |            | 0.00%                                               |
| 0000-2130-589001                   | Flu Shots                    | 384     | 450     | 385         | 450      |       | -      |            | 0.00% reimbursable money from the insurance company |
|                                    | <i>Total Health Services</i> | 98,221  | 105,236 | 104,236     | 111,736  |       | 6,500  |            | 6.18%                                               |



| MOUNT DESERT SCHOOL DEPARTMENT                 |                        |         |             |            |            |    |         |            |                                                     |
|------------------------------------------------|------------------------|---------|-------------|------------|------------|----|---------|------------|-----------------------------------------------------|
|                                                | 22-23                  | 23-24   | 23-24       | 23-24      | 24-25      |    |         |            |                                                     |
|                                                | Actual                 | Current | Anticipated | Proposed   | Difference | \$ |         | Difference | %                                                   |
| School Administration                          | Expend.                | Budget  | Expend.     | Budget     |            |    |         |            |                                                     |
| Office of Principal                            |                        |         |             |            |            |    |         |            |                                                     |
| 0000-2410-510400 Salaries: Principal           | 109,029                | 113,390 | 108,000     | 115,020    | 1,630      |    | 1,630   | 1.44%      |                                                     |
| 0000-2410-511800 Salaries: Secretaries         | 92,659                 | 87,579  | 90,896      | 95,901     | 8,322      |    | 8,322   | 9.50%      |                                                     |
| 0000-2410-520400 Benefits - Principal          | 5,698                  | 6,713   | 6,394       | 6,809      | 96         |    | 96      | 1.43%      |                                                     |
| 0000-2410-520800 Benefits - Secretaries        | 11,734                 | 11,576  | 12,000      | 12,297     | 721        |    | 721     | 6.23%      | Soc Sec/Med (7.65%) & PLD for some (9.9% for 24-25) |
| 0000-2410-521400 BC/BS - Principal             | 21,899                 | 24,089  | 14,976      | 16,474     | (7,615)    |    | (7,615) | -31.61%    | based on 10% rate incr - 82% S1000 Share            |
| 0000-2410-521401 BC/BC - Secretaries           | 43,728                 | 48,178  | 46,426      | 51,069     | 2,891      |    | 2,891   | 6.00%      | based on 10% rate incr - 82% S1000 Share            |
| Deductible Coverage                            | 3,436                  | 4,800   | 4,800       | 4,800      | -          |    | -       | 0.00%      |                                                     |
| 0000-2410-544450 Copier Lease                  | 7,752                  | 7,753   | 7,753       | 7,753      | -          |    | -       | 0.00%      |                                                     |
| 0000-2410-554000 Advertising                   | 4,711                  | 4,000   | 4,000       | 4,000      | -          |    | -       | 0.00%      |                                                     |
| 0000-2410-558000 Staff Travel                  | 1,452                  | 2,000   | 1,500       | 1,000      | (1,000)    |    | (1,000) | -50.00%    |                                                     |
| 0000-2410-560000 Office Supplies / Postage     | 3,129                  | 4,200   | 4,000       | 4,200      | -          |    | -       | 0.00%      |                                                     |
| 0000-2410-573000 Replace/Purchase Equipment    | 420                    | 600     | 600         | 400        | (200)      |    | (200)   | -33.33%    |                                                     |
| 0000-2410-581000 Dues / Fees / Conferences     | 2,575                  | 1,500   | 1,000       | 1,000      | (500)      |    | (500)   | -33.33%    | MPA                                                 |
| 0000-2410-589000 Miscellaneous/ Bank Svc.Fees  | 5,163                  | 5,000   | 5,000       | 8,500      | 3,500      |    | 3,500   | 70.00%     | Incl. Field Trips                                   |
| Total Office of Principal                      | 313,385                | 321,378 | 307,345     | 329,223    | 7,845      |    | 7,845   | 2.44%      |                                                     |
| Article 67                                     | School Administration  |         |             | \$ 329,223 |            |    |         |            |                                                     |
| Transportation and Buses                       |                        |         |             |            |            |    |         |            |                                                     |
| Student Transportation                         |                        |         |             |            |            |    |         |            |                                                     |
| 0000-2700-511800 Salaries: Bus Drivers         | 98,761                 | 84,574  | 88,000      | 92,000     | 7,426      |    | 7,426   | 8.78%      |                                                     |
| 0000-2700-520800 Benefits - Bus Drivers        | 9,602                  | 11,820  | 9,630       | 12,596     | 776        |    | 776     | 6.57%      | Soc Sec/Med (7.65%) & PLD for some (9.9% for 24-25) |
| 0000-2700-521800 BC/BS: Bus Drivers            | 8,689                  | 17,562  | 17,998      | 53,000     | 35,438     |    | 35,438  | 201.79%    | based on 10% rate incr - 82% S1000 Share            |
| Deductible Coverage                            | 1,250                  | 2,400   | 2,400       | 4,000      | 1,600      |    | 1,600   | 66.67%     |                                                     |
| 0000-2700-534000 Physicals & Drug Testing      | 288                    | 800     | 800         | 800        | -          |    | -       | 0.00%      |                                                     |
| 0000-2700-543000 Contr. Svcs.: Bus Repairs     | 3,050                  | 5,000   | 5,000       | 5,000      | -          |    | -       | 0.00%      |                                                     |
| 0000-2700-552000 Insurance: Bus                | 5,212                  | 5,735   | 5,516       | 6,344      | 609        |    | 609     | 10.62%     |                                                     |
| Staff Travel                                   | -                      | 500     | 350         | 500        | -          |    | -       | 0.00%      |                                                     |
| 0000-2700-560000 Supplies                      | 28,121                 | 22,000  | 25,000      | 25,000     | 3,000      |    | 3,000   | 13.64%     |                                                     |
| 0000-2700-562600 Fuel                          | 27,197                 | 28,000  | 29,000      | 30,000     | 2,000      |    | 2,000   | 7.14%      |                                                     |
| 0000-2700-573000 Replace/Purch. Of Equipment   | -                      | 250     | 310         | 250        | -          |    | -       | 0.00%      |                                                     |
| 0000-2700-573600 Purchase of School Bus/Reserv | 29,999                 | 30,000  | 30,000      | 60,000     | 30,000     |    | 30,000  | 100.00%    | Bus Purchase - 4 yr. Lease Last Payment 3/15/2025   |
| Dues/ Fees/ Conference                         | -                      | 150     | 150         | 150        | -          |    | -       | 0.00%      |                                                     |
| 0000-2700-589000 Miscellaneous                 | -                      | -       | -           | -          | -          |    | -       | #DIV/0!    |                                                     |
| 0000-2750-551400 Transp. Purchased fr Private  | -                      | -       | -           | -          | -          |    | -       | #DIV/0!    |                                                     |
| Total Transportation                           | 212,170                | 208,791 | 214,154     | 289,640    | 80,849     |    | 80,849  | 38.72%     |                                                     |
| Article 68                                     | Transportation & Buses |         |             | \$ 289,640 |            |    |         |            |                                                     |

| MOUNT DESERT SCHOOL DEPARTMENT         |                                 |         |         |             |                   |            |    |            |                                                                 |
|----------------------------------------|---------------------------------|---------|---------|-------------|-------------------|------------|----|------------|-----------------------------------------------------------------|
|                                        |                                 | 22-23   | 23-24   | 23-24       | 23-24             | 24-25      |    |            |                                                                 |
|                                        |                                 | Actual  | Current | Anticipated | Proposed          |            | \$ |            | %                                                               |
|                                        |                                 | Expend. | Budget  | Expend.     | Budget            | Difference |    | Difference | Difference                                                      |
| <b>Facilities Maintenance</b>          |                                 |         |         |             |                   |            |    |            |                                                                 |
| <b>Operation &amp; Maint. Of Plant</b> |                                 |         |         |             |                   |            |    |            |                                                                 |
| 0000-2600-511800                       | Salaries: Custodians            | 172,909 | 201,056 | 201,056     | 212,927           | 11,871     |    |            | 5.90%                                                           |
| 0000-2600-520800                       | Soc. Sec./ Medicare / Retire.   | 24,616  | 23,724  | 29,270      | 29,770            | 6,046      |    |            | 25.48% (7.65%) & PLD for some (9.9% for 24-25)                  |
| 0000-2600-521800                       | Blue Cross / Blue Shield        | 46,981  | 48,365  | 46,607      | 51,267            | 2,902      |    |            | 6.00% based on 10% rate incr - 82% S1000 Share                  |
|                                        | Deductible Coverage             | 2,465   | 3,200   | 4,000       | 4,000             | 800        |    |            | 25.00%                                                          |
| 0000-2600-541000                       | Utility Svcs.: Sewer / Water    | 6,789   | 9,052   | 9,052       | 10,000            | 948        |    |            | 10.47%                                                          |
| 0000-2600-552000                       | Insurance: Building/Equip.      | 17,154  | 18,870  | 19,684      | 22,636            | 3,766      |    |            | 19.96%                                                          |
| 0000-2600-553200                       | Telephone                       | 5,665   | 5,500   | 5,000       | 5,500             | -          |    |            | 0.00%                                                           |
| 0000-2600-558000                       | Staff Travel                    | 272     | 300     | 300         | 300               | -          |    |            | 0.00%                                                           |
| 0000-2600-560000                       | Supplies                        | 24,905  | 27,000  | 26,000      | 27,000            | -          |    |            | 0.00%                                                           |
| 0000-2600-562200                       | Electricity                     | 55,211  | 50,000  | 53,000      | 53,000            | 3,000      |    |            | 6.00%                                                           |
| 0000-2600-562300                       | L.P. Gas                        | 1,240   | 4,500   | 3,500       | 4,000             | (500)      |    |            | -11.11%                                                         |
| 0000-2600-562400                       | Heating Oil                     | 51,610  | 54,000  | 51,000      | 54,000            | -          |    |            | 0.00% 15000 g                                                   |
| 0000-2600-573000                       | Replace/Purchase Equipment      | -       | 9,000   | 9,000       | 5,000             | (4,000)    |    |            | -44.44%                                                         |
| 0000-2600-581000                       | Dues / Fees / Conf.             | 140     | 750     | 750         | 750               | -          |    |            | 0.00%                                                           |
| 0000-2600-589005                       | Miscellaneous                   | -       | -       | -           | -                 | -          |    |            | #DIV/0!                                                         |
| 0000-2600-590000                       | Contingency (Operating)         | -       | 6,000   | 6,000       | 6,000             | -          |    |            | 0.00%                                                           |
| 0000-2620-543000                       | Repair & Maint. : Building      | 76,120  | 44,000  | 50,000      | 50,000            | 6,000      |    |            | 13.64% Incl. HVAC Monitoring System payments \$10,400           |
| 0000-2630-543000                       | Repair & Maint. : Grounds       | 12,432  | 17,000  | 15,000      | 15,000            | (2,000)    |    |            | -11.76% Irrigation Maint. / Lawn & field Maint.                 |
| 0000-2630-543000                       | Repair & Maint. : Equip. Repair | 128     | 5,000   | 3,500       | 1,500             | (3,500)    |    |            | -70.00%                                                         |
|                                        | <i>Total Oper. &amp; Maint.</i> | 498,619 | 527,317 | 532,719     | 552,650           | 25,333     |    |            | 4.80%                                                           |
| <b>Capital Outlay</b>                  |                                 |         |         |             |                   |            |    |            |                                                                 |
| 0000-2690-545002                       | Land & Improvements             | 3,565   | 7,000   | 7,000       | -                 | (7,000)    |    |            | -100.00% Pre-K Playground                                       |
| 0000-2690-545001                       | Buildings                       | 71,660  | 376,654 | 376,654     | 200,000           | (176,654)  |    |            | -46.90%                                                         |
| 0000-2690-591000                       | Buildings (Transf to Reserve)   | 22,000  | 22,000  | 22,000      | -                 | (22,000)   |    |            | -100.00% Est Bal 6/30/24 \$ 154,587 // No Transf to Res 2024-25 |
| 0000-2690-573000                       | Equipment                       | -       | -       | -           | 10,000            | 10,000     |    |            | #DIV/0! Pre-K Playground Equipment                              |
|                                        | <i>Total Capital Outlay</i>     | 97,225  | 405,654 | 405,654     | 210,000           | (195,654)  |    |            | -48.23%                                                         |
|                                        | <b>Article 69</b>               |         |         |             | <b>\$ 762,650</b> |            |    |            |                                                                 |
|                                        | <b>Facilities Maintenance</b>   |         |         |             |                   |            |    |            |                                                                 |

| MOUNT DESERT SCHOOL DEPARTMENT |                        |                                                   |             |           |            |            |       |  |                                |
|--------------------------------|------------------------|---------------------------------------------------|-------------|-----------|------------|------------|-------|--|--------------------------------|
|                                | 22-23                  | 23-24                                             | 23-24       | 23-24     | 23-24      | 24-25      |       |  |                                |
|                                | Actual                 | Current                                           | Anticipated | Proposed  | Difference | %          |       |  |                                |
|                                | Expend.                | Budget                                            | Expend.     | Budget    | Difference | Difference |       |  | Explanation                    |
| <b>Debt Service</b>            |                        |                                                   |             |           |            |            |       |  |                                |
| 0000-5100-583200               | Interest               | -                                                 | -           | -         | -          | #DIV/0!    |       |  |                                |
| 0000-5100-583100               | Principal              | 285,153                                           | -           | -         | -          | #DIV/0!    |       |  | 11/1/2022 was the last payment |
|                                | Total Debt Service     | 285,153                                           | -           | -         | -          | #DIV/0!    |       |  |                                |
|                                | Article 70             | Debt Service & Other Commitments \$ -             |             |           |            |            |       |  |                                |
| <b>All Other Expenditures</b>  |                        |                                                   |             |           |            |            |       |  |                                |
|                                | Food Services          |                                                   |             |           |            |            |       |  |                                |
| 0000-3100-591000               | Food Services Transfer | 75,000                                            | 75,000      | 75,000    | 80,000     | 5,000      | 6.67% |  | Fund Balance 6/30/22 = \$ 10K  |
|                                | Total Food Services    | 75,000                                            | 75,000      | 75,000    | 80,000     | 5,000      | 6.67% |  |                                |
|                                | Article 71             | All Other Expenditures \$ 80,000                  |             |           |            |            |       |  |                                |
|                                | Grand Totals:          | 4,716,518                                         | 5,204,984   | 5,044,361 | 5,401,364  | 196,380    | 3.77% |  | Total Budget Increase          |
|                                | Article 75             | Total Expenditures (Summary Article) \$ 5,401,364 |             |           |            |            |       |  |                                |

PAGE LEFT BLANK INTENTIONALLY

**MAINE MODERATOR'S MANUAL  
RULES OF PROCEDURE  
(Revised 2005)**

| TYPE/MOTION                          | SECOND<br>REQUIRED | DEBATABLE | AMENDABLE | VOTE<br>REQUIRED | RECONSID-<br>ERABLE | RANK/NOTES |
|--------------------------------------|--------------------|-----------|-----------|------------------|---------------------|------------|
| <b>PRIVILEGED</b>                    |                    |           |           |                  |                     |            |
| Adjourn ( <i>sine die</i> )          | Y                  | N         | N         | M                | N                   | 1          |
| Recess or Adjourn<br>to Time Certain | Y                  | Y         | Y         | M                | N                   | 2          |
| <b>SUBSIDIARY</b>                    |                    |           |           |                  |                     |            |
| Previous Question                    | Y                  | N         | N         | 2/3              | N                   | 3          |
| Limit Debate                         | Y                  | N         | Y         | 2/3              | Y                   | 4          |
| Postpone to<br>Time Certain          | Y                  | Y         | Y         | M                | Y                   | 5          |
| Amend                                | Y                  | Y         | Y         | M                | Y                   | 6          |
| <b>INCIDENTAL</b>                    |                    |           |           |                  |                     |            |
| Appeal                               | Y                  | Y         | N         | M                | Y                   | A, B, D    |
| Fix the Method of<br>Voting          | Y                  | N         | N         | M                | N                   | B          |
| Withdraw a Motion                    | N                  | N         | N         | M                | See<br>Notes        | B, C, D    |
| <b>MAIN</b>                          |                    |           |           |                  |                     |            |
| Main Motion                          | Y                  | Y         | Y         | M                | Y                   |            |
| Reconsider                           | Y                  | See Notes | N         | M                | N                   | A, D, E    |
| Take up<br>Out of Order              | Y                  | Y         | N         | 2/3              | N                   |            |

Y – Yes, this action is required or permitted.

N – No, this action cannot be taken or is unnecessary.

M – Majority vote required

A – This motion may be made when another motion has the floor.

B – Same rank as motion out of which it arises.

C – Only a prevailing negative vote on this motion may be reconsidered.

D – This motion has the same rank, and is debatable to the same extent, as the motion being reconsidered.

E – Only a person who voted on the prevailing side may make this motion.

None of the motions in the table should interrupt a speaker.

This table does not include the statutory procedure for challenge (to question a vote), mentioned in the "Notes for Voters" and discussed in the *Maine Moderator's Manual*.

**Town of Mount Desert-  
Town Office  
21 Sea Street  
PO Box 248  
Northeast Harbor, ME  
04662**

**[www.mtdesert.org](http://www.mtdesert.org)**

**HOURS  
9:00 AM to 4:30 PM  
Monday-Friday**

|                                        |                       |
|----------------------------------------|-----------------------|
| <b>Town Administrative Office</b>      | <b>(207) 276-5531</b> |
| <b>Town Office Fax</b>                 | <b>(207) 276-3232</b> |
| <b>Fire/Police/Ambulance</b>           | <b>911</b>            |
| <b>Non-Emergency</b>                   | <b>276-5111</b>       |
| <b>Public Works Director</b>           | <b>276-5743</b>       |
| <b>Town Garage</b>                     | <b>276-5744</b>       |
| <b>Garbage Hotline (messages only)</b> | <b>276-5733</b>       |
| <b>Mount Desert Water District</b>     | <b>276-3733</b>       |
| <b>Wastewater Treatment Plant</b>      | <b>276-5738</b>       |
| <b>Northeast Harbor Marina</b>         | <b>276-5737</b>       |
| <b>Mt. Desert Elementary School</b>    | <b>276-3348</b>       |
| <b>MDI Regional High School</b>        | <b>288-5011</b>       |
| <b>AOS 91 Superintendent's Office</b>  | <b>288-5049</b>       |